Updated Preferred Plan Summary Dashboard

Ameren Missouri Candidate Resource Plan Summary

Plan Name: B1-Updated - Meramec Cont. As Is, Combined Cycle

Plan Summary

Meramec Status	Continues "As Is"
Noranda Status	Continues
DSM Portfolio	Bridge
Supply Side 1	Combined Cycle 2029
Supply Side 2	N/A
Renewable Portfolio	Missouri Prop. C

Key Measures

PVRR (2011-2039) ($MM)	$61,758
Ave. Rates (2011-2039) (¢/kwh)	$0.1249
Average ROE (2011-2039)	12.42%
PV Free Cash Flow (2011-2039) ($MM)	$2,454
Energy Savings (2011-2030) (GWh)	$222
Net Jobs (2011-2030) (FTE-years)	1,800

2011-2030 Capital Requirements ($MM)

Environmental Equip.	2,249
Renewable Portfolio	1,249
New Supply Side	1,132
DSM Programs	5
Total Capital Need	4,635

(Note: excludes other ongoing investment)

2011-2030 Capital Funding Sources ($MM)

Long-term Debt	2,398
Common Equity	2,237
Operating Cash	-
Total Funding	4,635

(Note: excludes funding for ongoing investment)

Key Issues and Risks

Continued exposure to coal (EPA regulations) and carbon.
Limited opportunity for change in resource mix.
Limited energy savings.
Increased exposure to natural gas price fluctuations.

Capacity Position (MW)

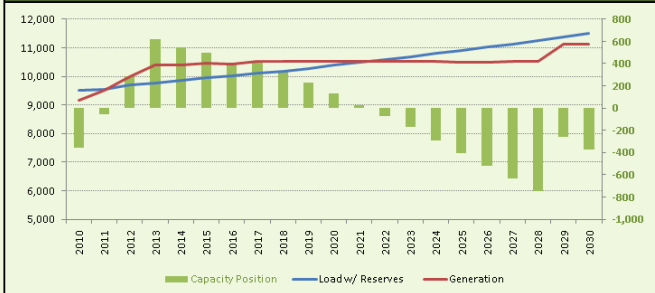

Note: left-hand scale corresponds to Load and Generation; right-hand scale corresponds to Net Position

Resource Mix

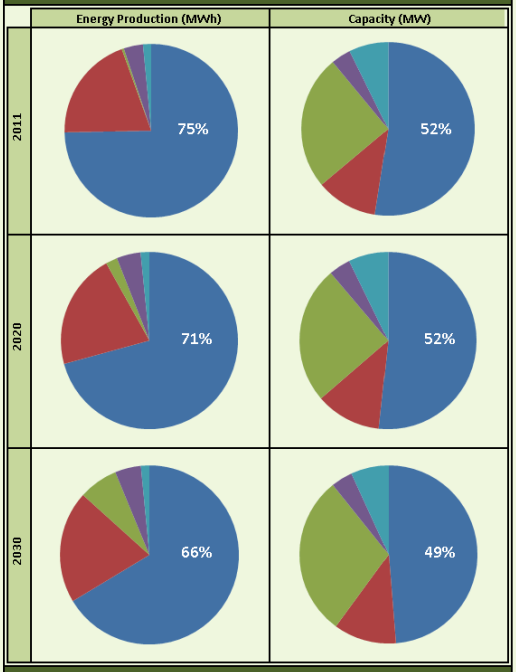

Key to Resource Mix Charts

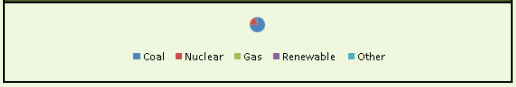

Other Notes

Plan reflects continuation of existing regulation for cost recovery of utility investments in both supply side and demand side resources and "Moderate" environmental regulation.