

LAW OFFICES
BRYDON, SWEARENGEN & ENGLAND
PROFESSIONAL CORPORATION

DAVID V.G. BRYDON
JAMES C. SWEARENGEN
WILLIAM R. ENGLAND, III
JOHNNY K. RICHARDSON
GARY W. DUFFY
PAUL A. BOUDREAU
SONDRA B. MORGAN
CHARLES E. SMARR

312 EAST CAPITOL AVENUE
P.O. BOX 456
JEFFERSON CITY, MISSOURI 65102-0456
TELEPHONE (573) 635-7166
FACSIMILE (573) 635-3847
E-Mail: dcooper@brydonlaw.com

DEAN L. COOPER
MARK G. ANDERSON
GREGORY C. MITCHELL
BRIAN T. MCCARTNEY
DIANA C. FARR
JANET E. WHEELER

OF COUNSEL
RICHARD T. CIOTTONE

July 30, 2004

Mr. Dale Hardy Roberts
Secretary/Chief Regulatory Law Judge
Missouri Public Service Commission
P.O. Box 360
Jefferson City, Missouri 65102

FILED²
JUL 30 2004
Missouri Public
Service Commission

RE: *Ozark Shores Water Company's Annual Report*

Mr. Roberts:

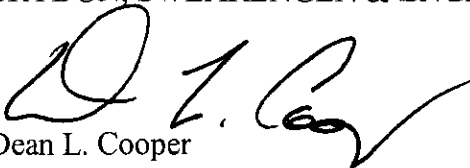
Enclosed for filing is the Annual Report of Ozark Shores Water Company. The Commission's April 1, 2004, Order Granting Extension of Time to File Annual Report Out of Time, gave the Company until July 31, 2004, to file its Annual Report.

If you have any questions concerning this matter, then please do not hesitate to contact me. Thank you very much for your assistance in this matter.

Sincerely,

BRYDON, SWEARENGEN & ENGLAND P.C.

By:



Dean L. Cooper

DLC/jar
Enclosure

SEWER AND/OR WATER UTILITIES

(Classes A, B, and C)

FILED²
JUL 30 2004

Missouri Public
Service Commission

ANNUAL REPORT

Of

OZARK SHORES WATER COMPANY, INC.

(Exact legal name of respondent)

If name was changed during year, show also the previous name and date of change

P.O. Box 9, Lake Ozark Mo. 65049

(Address of principal business offices at end of year)

TO THE

PUBLIC SERVICE COMMISSION

OF THE

STATE OF MISSOURI

FOR THE

Year Ended December 31, 2003

Name, title, address and telephone number (including area code), of the person to be
Contacted concerning this report:

Vernon Stump, President (573) 365-6792

P O Box 9, Lake Ozark, Mo. 65049

TABLE OF CONTENTS

Classification	Page	Classification	Page
-A-		-O-	
Accumulated Deferral Income Taxes-Accelerate Amortization	F-34, 35	Officers	F-2
Accumulated Deferral Income Taxes- Liberalized Depreciation	F-36, 37	Other Capital Liability	F-24
Accumulated Deferral Income Taxes-Others	F-36, 37	Other Income and Deductions	F-42
Accumulated Deferral Investment Tax Credits	F-33	Other Paid-In Capital	F-25
Accumulated Provision for Depreciation & Amortization of Non-utility Property	F-18	Other Reserves	F-38
Accumulated Provision for Uncollectible Accounts	F-20	-P-	
Advances for Constructions	F-30	Payables to Associated Companies	F-27
-B-		Prepayments	F-21
Balance Sheet - Assets and Other Debits	F-9	Property Insurance & Injuries & Damages Reserves	F-38
Balance Sheet - Liabilities and Other Credits	F-10	-R-	
-C-		Reconciliation of Reported Net Income with Taxable Income for Income Taxes	F-29
Capital Stock Accounts	F-24	Retained Earning	F-25
Common Utility Plant & Accumulated Depreciation	F-44, 45	-S-	
Clearing Accounts	F-22	Security Holders & Voting Powers	F-6
Construction Overhead	F-23	Statement of Change in Financial Positions	F-15
Construction Work in Progress	F-17	Statement of Income for the Year	F-12, 13
Contributions in Aid of Construction	F-38	Statement of Retained Earnings	F-14
Corporate Control over Respondent	F-4	-T-	
Corporations Controlled by Respondent	F-7	Taxes Accrued	F-28
-D-		-U-	
Directors	F-3	Unamortized Debt Discount & Expenses & Premium on Debt	F-21
Distribution of Salaries & Wages	F-43	Utility Plant Acquisition Adjustments and Related Accumulated Amortization	F-19
Distribution of Taxes to Accounts	F-31	Utility Plant and Accumulated Depreciation	F-16
-G-		Utility Plant Held for Future Use	F-17
Gain on Loss on Disposition of Property	F-41	Utility Plant Leased to Others	F-16
General Information	F-1		
-I-		<u>Sewer</u>	
Important Changes During Year	F-8	Depreciation Reserve - Sewer Utility Plant	S-4, 5
Income from Merchandising, Jobbing & Contract Work	F-39	Detail of Certain General Expense Accounts	S-7, 8
Income from Utility Plant Leased to Others	F-39	General Information	S-9
Intercompany Transactions	F-5	Sewer Information (Pumping Equipment, Service Connections, Collecting, Interceptor, Force Mains & Manholes)	S-10
Interest Accrued	F-27	Sewer Operation Revenues	S-1
Interest Charges	F-42	Sewer Operation & Maintenance Expense	S-2, 3
Interest & Dividend Income	F-40	Sewer Utility Plant in Service	S-6
Investment & Funds	F-19		
Investment Tax Credits Generated & Utilized	F-32	<u>Water</u>	
-L-		Depreciation Reserve - Water Utility Plant	W-6, 7
Long-Term Debt	F-26	Detail of Certain General Expense Accounts	W-11, 12
-M-		Feet of Transmission & Distribution Mains	W-15
Material & Supplies	F-21	Hydrants	W-16
Miscellaneous Current & Accrued Liabilities	F-27	Interdepartmental Sales	W-5
Miscellaneous Deferred Debits	F-21	Meters	W-16
-N-		Power, Pumping & Purchased Water Statistics	W-17
Non-Operating Rental Income	F-40	Pumping Station Equipment	W-18
Non-Utility Property	F-18	Rents from Water Properties	W-5
Notes and Accounts Receivable	F-20	Reservoirs, Standpipes, Pressure Tanks and Purification Systems	W-13
Notes and Explanations - Re: Taxes	F-30	Sales for Resale	W-8, 9
Notes Payable	F-25	Sales of Water - By Communities	W-8, 9
Notes to Balance Sheet	F-11	Services	W-15
		Sources of Water	W-14
		Water Operating Revenues	W-1
		Water Operation & Maintenance Expense	W-2,3
		Water Purchased for Resale	W-10
		Water Utility Plant in Service	W-4
		Verification	

VERIFICATION

The foregoing report must be verified by the oath of the President or chief Officer of the company. The oath Required may be taken before any person authorized to administer an oath by the laws of the State I which the same is taken.

OATH

State of MissouriCounty of Camden


Vernon L. Stump makes oath and says that
(Insert here the name of the affiant)

He is President
(Insert here the official title of the affiant)

of Ozark Shores Water Company
(Insert here the exact legal title or name of the respondent)

That he has examined the foregoing report; that to the best of his knowledge, information, and belief all statements of fact contained in the said report are true and the said report is a correct statement of the business and affairs of the above-named respondent.



January 1, 2003, to and including December 31, 2003



(Signature of affiant)

Subscribed and sworn before me, a NOTARY PUBLIC in and for theState and county above named, this 23 day of July, 2004My Commission expires TINA POLLY, 20

Notary Public - State of Missouri
County of Miller
My Commission Expires Aug 29, 2004


(Signature of officer authorized to administer oaths)

1 State in full the exact 'certificated' name of the Utility Company:

Ozark Shores Water Company

2 State in full the mailing and street address of the Utility Company:

802 Bittersweet Road

P.O. Box 9

Lake Ozark, Mo. 65049

3 State in full the name, street address, telephone number, and email address of the individual to contact concerning the Utility Company's operations:

Vernon Stump

P.O. Box 9

Lake Ozark, Mo. 65049

jrsummers@charter.net

4 This Utility Company is a (Check box with an X -Give explanations if 'Other' is identified):

Type	Explanation
Corporation Partnership X	
Partnership	
Sole Proprietorship LLC	
LLC	
LP	
Other	

5. Date of incorporation or other original organization (e.g. 00/00/0000):

06/15/1992

6 Date of certification by the Missouri Public Service Commission and associated case number:

Date: (e.g. 00/00/0000): 12/29/1992

Case No: WM-93-24

11/16-1999

WA-99-99

Part of the area certificated in Case No. WA-99-99 was canceled by Case No. WD-2001-701
In 09-20-2001

7 Under the laws of what state is the Utility Company organized:

Missouri

8. Please provide the following information concerning Total Company and Missouri Specific Revenues:

<u>Revenues</u>	Total Company	MO Specific
Operating Revenues from Tariffed Services	546,169	546,169
Operating Revenues	313,419	313,419
<u>TOTAL REVENUES</u>	859,588	859,588

9. Type of tax return filed (i.e. 1120C, 1120S, Partnership, ECT): 1120

10. Tax payers ID: 43-1614635

GENERAL INFORMATION

1. Name and title of officer having custody of the general corporate books of account and address of office where the general corporate Books are kept, and the address of office where corporate books of account are kept, if different from that at which the general corporate books are kept.

Vernon L. Stump

P.O. Box 9

Lake Ozark, MO 65049

2. Name of state under the laws of which respondent is incorporated and date of incorporation. If incorporated under a Special law, give reference to such law. If not incorporated, state that fact and give type of organization and date organized.

Missouri 6-15-1992

3. State the classes of utility and other services furnished by respondent during the year in each state in which the respondent operated.

None

4. State below each class of security of the respondent which is registered on a national securities exchange or so is to become registered upon notice of issuance. Give (a) exact title of each class or securities, (b) amount or issued Securities registered, (c) amount of uninsured securities to become registered upon notice of issuance, and (d) name alternatively, each exchange upon which registered or to become registered. Explain briefly, if the amounts or issued securities differ from the amounts shown by the respondent's balance sheet:

(a)	(b)	(c)	(d)

5. State below the name and address of the respondent's independent certified accountant or independent licensed public accountants and date such accountant was engaged. If one of the above accountants has been engaged as the principal accountant to audit the respondent's financial statements who was not the principal accountant for the respondent's prior filed certified financial statements, state the date when such independent accountant was initially engaged.

W. James Beck,

Beck & Company, L.C. CPA's

2310 Forum, Suite C

Columbia, MO 65203

OFFICERS

1. Report below the name, title, office address, and salary for the year of each general officer of the respondent. Report the information also for each other employee whose annual salary is \$25,000 or more.
2. If any officer or other employee reported in this schedule received remuneration from respondent, directly or indirectly, other than the salary reported in column (d), such as commissions, bonuses, shares in profits, moneys paid, set aside or accrued pursuant to any pension, retirement, savings or similar plan (exclusive of plans qualified under Section 401 of the Internal Revenue Code of 1954) including premiums paid for retirement annuities, or life insurance where the respondent is not the beneficiary, or any other advantageous arrangement which constitutes a form of compensation, give the essentials of the plan not previously reported, the basis of determining the ultimate benefits receivable, and the payments or provisions made during the year with respect to each person reported herein. If the word "none" correctly states the facts with respect to the matters referred to in this instruction, so state:

Response omitted per instructions in 7.

3. State the annual Benefits estimated to be payable to each of the three highest paid officers named herein in the event of retirement at normal retirement date pursuant to any pension or retirement plan:

Response omitted per instructions in 7.

4. Describe all transactions since the beginning of the year in which any person who was an officer of the respondent at any time during the year received remuneration, directly or indirectly, from the respondent in the form of securities, options, warrants, rights or other property, or through the exercise or disposition thereof. If the response "none" correctly states the facts with respect to the matters referred to in this instruction, so state:

Response omitted per instructions in 7.

5. State briefly any arrangement under which any officer is insured or indemnified against liability, which he may incur in his capacity as an officer. If there are no such arrangements, so state:

Response omitted per instructions in 7.

6. If a change was made during the year in the incumbent of any position, show name and address and total remuneration of the previous incumbent and date change in incumbency was made:

Response omitted per instructions in 7.

7. Utilities which are not required to file copies of this report with the Securities and Exchange Commission may omit the data called for by Instructions 2, 3, 4, and 5. Omission of responses to such instructions for this reason should be stated:

Response omitted per instructions.

<u>Title</u> (a)	<u>Name of Officer</u> (b)	<u>Principal Business Address</u> (City and State) (c)	<u>Salary for Year</u> (d)
President	Vernon L. Stump	Lake Ozark, MO	0
Vice President	Robert P. Schwermann	Lake Ozark, MO	0

DIRECTORS

- 1 Report below the information called for concerning each director of the respondent who held office at any time during the year. Include in column (a), abbreviated titles of the directors who are officers of the respondent.
- 2 If any of the instructions 2, 3, 4, 5 of the schedule, Officers, is applicable with respect to any directors who is not an officer. Furnish responses concerning the matters referred to in those instructions. If the matters referred to in those instructions are not applicable, or if the reporting of this information is not required because of Instructions 7 of Officers, Page F-2, so state. No response necessary
3. Members of the Executive Committee should be designated by an asterisk and the Chairman of the Executive Committee by a double asterisk.

	Name of Directors (a)	Principal Business address (b)	Term Began (c)	Term Expires (d)	Directors' Meeting Attended During Year (e)	Fees During Year (f)
1	Vernon Stump	802 Bittersweet	6/92		1	0
2		Lake Ozark, MO 65049				
3						
4	Robert Schwermann	10777 Barkley	10/99		1	0
5		Suite 210				
6		Overland Park, KS				
7		66211				
8						
9						
10						
11						
12						
13						
14						
15						
16						
17						
18						
19						
20						
21						
22						
23						
24						
25						
26						
27						
28						
29						
30						
31						
32						
33						
34						
35						
36						
37						
38						
39						
40						
41						
42						
43						
44						
45						

CORPORATE CONTROL OVER RESPONDENT

1. Did any corporation or corporations hold control over the respondent at the close or the year? YES

If control was so held state:

(a) The form of control, whether sole or joint: SOLE

(b) The name of the controlling corporation or corporations: _____

NORTH SUBURBAN PUBLIC UTILITY CO.

(c) The manner in which control was established:

PURCHASE OF STOCK

(d) The extent or control: CORPORATION OWNS 100% OF ISSUED AND OUTSTANDING SHARES (900 SHARES)

(e) Whether control was direct or indirect:

DIRECT

(f) The name or names of the intermediary or intermediaries through which control, if indirect, was established (see Note)

NONE

2. Did any individual, association, or corporation hold control, as trustee, over the respondent at the close of the year,

NO

If control was held, state: _____

(a) The name of the trustee: _____

(b) The name of the beneficiary or beneficiaries for whom the trust was maintained:

(c) The purpose of the trust:

Note: In cases where control of the respondent is in a holding company, a statement should be submitted showing the intermediate chain of owner or control to the main parent company.

INTERCORPORATE TRANSACTIONS

If, during the year, any account was charged, with an amount, which was paid or credited to an affiliated company, the account or accounts affected, the respective amounts involved, and the name of the affiliated company should be given as indicated

	Account	Amount	Paid or credited to
1	600	40,357	
2	620	40,357	
3	640	10,089	
4	660	60,537	
5	901	40,357	
6	920	10,089	
7			
8	Total	201,786	
9			
10			
11			
12			
13			
14			
15			
16			
17			
18			
19			
20			

Full explanation of the following amounts, as to nature, such as engineering services, management fees, materials and supplies furnished, interest, finance charges, etc., and also the reason for handling the transaction in the manner indicated should be given for each item.

	Explanation
21	During 2003, Ozark Shores Water Company paid \$201,786 to North Suburban Public Utility Company for management fees.
22	
23	
24	
25	
26	
27	
28	
29	
30	
31	
32	
33	
34	
35	
36	
37	
38	
39	
40	
41	
42	

SECURITY HOLDERS AND VOTING POWER

1. (A) Give the names and address of the ten security holders of the respondent who, at the date of the latest closing of the stock book or compilation of list of stockholders of the respondent, prior to the end of the year, had the highest voting powers in the respondent, and state the number of votes which each would have had the right to cast on that date if a meeting were then in order. If any such holder held in trust, give in a footnote the known particulars of the trust (whether voting trust, etc), duration of trust, and principal holders of beneficiary interests in the trust. If the stock book was not closed or a list of stockholders not compiled within one year prior to the end of the year, or if since the previous compilation of a list of stockholders, some other class of security has become vested with voting rights, then show such ten security holders as of the close of the year. Arrange the names of the security holders in the order of voting power, commencing with the highest. Show in column (a) the titles of officers and directors included in such list of ten security holders.

(B) Give also the voting powers resulting from ownership of securities of the respondent of each officer and director not included in the list of ten largest security holders.

2. If any security other than stock carries voting rights, explain in a supplemental statement the circumstance whereby such security became vested with voting rights of such security. State whether voting rights are actual or contingent and if contingent, describe the contingency.
3. If any class or issue of security has any special privileges in the election of directors, trustees or managers, or in the determination of corporate action by any method, explain briefly.

4. Furnish particulars concerning any options, warrants, or rights outstanding at the end of the year for others to purchase securities of the respondent or any securities or other assets owned by the respondent, including prices, expiration dates, and other material information relating to exercise of the options, warrants, or rights. Specify the amount of such securities or assets so entitled to be purchased by any officer, director, associated company, or any of the ten largest security holders. This instruction is inapplicable to convertible securities or to any securities substantially all of which are outstanding in the hands of the general public where the options, warrants, or rights were issued on a prorate basis.
5. Give date of the latest closing of the stock book prior to end of year, and state the purpose of such closing:

6. State the total number of votes cast on the latest general meeting prior to the end of the year for election of directors of the respondent and number of such votes cast by proxy:

Total:

By Proxy:

7. Give the date and place of such meeting:

Name and Address of Security Holder (a)		Voting Securities			
		Total Voted (b)	Common Stock (c)	Preferred Stock (d)	Other (e)
1	North Suburban Public Utility Co.	900	900		
2	10777 Barkley				
3	Suite 210				
4	Overland Park, KS				
5	66211				
6					
7					
8					
9					
10					
11					
12					
13					
14	Total	900	900		

IMPORTANT CHANGES DURING THE YEAR

Hereunder, give particulars concerning the matter indicate below. Make sure the statements explicit and precise and number them in accordance with the inquiries. Each inquiry should be answered. If "none" or not applicable" state the fact, that response should be made. If information, which answered an inquiry, is given elsewhere in the report, reference to the schedule in which it appears will be sufficient.

1. Change in and important additions to franchise rights: Describe the actual consideration given therefore and state from whom the franchise rights were acquired. If acquired without the payment of consideration, state that fact.

2. Acquisition of ownership in other companies; Reorganization, merger, or consolidation with other Companies; Give names of companies involved, particulars concerning the transaction, name of the Commission authorizing the transactions, name of Commission authorization.

3. Purchase or sale of an operation unit or system: Give a brief description of the property, and of the transactions relating thereto, and reference to Commission authorization, if any, was required. Give date journal entries called for by the Uniform System of Accounts was submitted to the Commission.

4. Important leaseholds that have been acquired or given assigned or surrendered; Give effective dates, lengths of terms, names of parties, rents, and other conditions. State name of Commission authorizing lease and give reference to such Authorization.

5. Important extension or reduction of transmission or Distribution system: State territory added or relinquished and date operations began or ceased and give reference to Commission authorization, if any was required. State also the Approximate number of customer has added or lost and approximate numbers of customer has added or lost and approximate annual revenue of each class of service.

6. Obligation incurred or assumed by respondent as guarantor for the performance by another of any agreement or obligation, excluding ordinary Commercial paper maturing on demand or not later than one year after date of issue. State on behalf of whom the obligation was assumed and amount of the obligation. Give reference to Commission authorization if any was required.

7. Change in articles of incorporation or amendments to charter: Explain the nature and purpose of such changes or amendments.

8. State the estimate annual effect and nature of any important wage scale changes during the years.

9. State briefly the status of any materially important legal proceedings pending at the end the year, and the results of any such proceedings culminated during the year.

10. Describe briefly any materially important transactions of the Respondent not disclosed elsewhere in this report in which an officer, Director, security holder, voting trustee, associated company or known Associated company or known associate of any of these persons was a Company or known associate of any of these persons was a party or in which any such person had a material interest.

1. _____
2. _____
3. _____
4. At the end of 2003, North Suburban Public Utility Company, Inc. owned 100% of the shares
5. _____
6. _____
7. _____
8. _____
9. _____
10. _____
11. _____
12. _____
13. _____
14. _____
15. _____
16. _____
17. _____
18. _____
19. _____
20. _____

COMPARATIVE BALANCE SHEET – ASSETS AND DEBITS

Acct No. (a)	(b)	Schedule Page Number (c)	Balance Beginning of Year (d)	Balance End of Year (e)	Increase or (Decrease) (f)
	Utility Plant				
101-107	Utility Plant	F-16	3,959,708	4,074,324	114,616
108-113	Less: Accumulated Provisions for Depreciation and Amortization	F-16	1,317,679	1,394,836	77,157
	Net Utility Plant		2,642,029	2,679,488	37,459
114-115	Utility Plant Acquisition Adjustments (Net)	F-18			
116	Other Utility Plant Adjustments				
	Total Net Utility Plant		2,642,029	2,679,488	37,459
	Other Property and Investments				
121	Non-Utility Property	F-18			
122	Less: Accumulated Provisions for Depreciation and Amortization of Non-Utility Property	F-18			
	Net Nonutility Property				
123	Investment in Associated Companies	F-19			
124	Other Investments	F-19			
125-128	Special Funds	F-19			
	Total Other Property & Investments				
	Current and Accrued Assets				
131	Cash		30,936	70,549	39,613
132-134	Special Deposits				
135	Working Funds				
136	Temporary Cash Investment				
141-144	Notes and Accounts Receivable, Less Accumulated Provisions for Uncollectible Accounts	F-20	162,499	64,105	(98,394)
145-146	Receivable from Associated Companies	F-20	341,694	72,825	(268,869)
151-157	Materials and Supplies	F-21	23,858	21,261	(2,597)
163	Stores Expense	F-21			
166	Prepayments	F-21	14,768	7,772	(6,996)
171	Interest and Dividends Receivable		1,840	0	
172	Rents Receivable				
173	Accrued Utility Revenues				
184	Miscellaneous Current and Accrued Assets				
	Total Current And Accrued Assets		575,595	236,512	(339,083)
	Deferred Debits				
181	Unamortized Debt Discount and Expense	F-21			
182	Extraordinary Property Losses	F-21			
183	Preliminary Survey and Investigation Charges				
184	Clearing Account	F-21			
185	Temporary Facilities				
186	Miscellaneous Deferred Debits	F-21	0		
187	Research and Development Expenditures				
	Total Deferred Debits		0		
	Total Assets and Other Debits		3,217,624	2,916,000	(301,624)

COMPARATIVE BALANCE SHEET – LIABILITIES AND OTHER CREDITS

Acct No. (a)	(b)	Schedule Page Number (c)	Balance Beginning of Year (d)	Balance End of Year (e)	Increase or (Decrease) (f)
	Equity Capital				
201	Common Stock Issued	F-24	900	900	0
204	Preferred Stock Issued	F-24			
202,205	Capital Stock Subscribed	F-24			
203,206	Stock Liability for Conversion	F-24			
207	Premium on Capital Stock	F-25			
208-211	Other Paid In Capital	F-25	3,149,100	3,149,100	0
212	Installment Received on Capital Stock	F-24			
213	Discount on Capital Stock				
214	Capital Stock Expense	F-24			
215-216	Retained Earnings	F-25	(558,987)	(617,867)	(58,880)
217	Reacquired Capital Stock	F-24			
	Total Equity Capital		2,591,013	(617,867)	(58,880)
	Long Term Debt				
221-222	Bank (Less \$ Reacquired	F-26			
223	Advances from Associated Companies	F-26			
224	Other Long Term Debt				
	Total Long Term Debt				
	Current and Accrued Liabilities				
231	Notes Payable	F-25	50,360	0	(50,360)
232	Accounts Payable		59,909	106,631	46,722
233-234	Payables to Associated Companies	F-27	151,200	0	(151,200)
235	Customers Deposits		4,414	5,820	1,406
236	Taxes Accrued	F-28	2,030	257	1,773
237	Interest Accrued	F-27			
238	Dividends Declared				
239	Matured Long Term Debt				
240	Matured Interest				
241	Tax Collections Payable				
242	Miscellaneous Current and Accrued Liabilities	F-27	148,518	28,214	(120,304)
	Total Current and Accrued Liabilities		416,431	140,922	(275,509)
	Deferred Credits				
251	Unamortized Premium on Debt	F-21			
252	Advances for Construction	F-30	16,075	16,075	0
253	Other Deferred Credits				
255	Accumulated Deferred Investment Tax Credits	F-33			
281-283	Accumulated Deferred Income Taxes	F34-37			
	Total Deferred Credits		16,075	16,075	0
261-265	Operating Reserves	F-38			
271	Contributions in Aid of Construction	F-38	194,105	226,870	32,765
	Total Liabilities and Other Credits		3,217,624	2,916,000	(301,624)

NOTES TO BALANCE SHEET

1. The space below is provided for important notes regarding the balance sheet or any account thereof.

2. Furnish particulars as to any significant contingent assets or liabilities existing at end of year, including brief explanation of any action initiated by the Internal Revenue Service involving possible assessment of additional income taxes of material amount, or of a claim for refund of income taxes of a material amount initiated by the utility.

Give also, a brief explanation of any dividends in arrears on cumulative preferred stock.

3. For Account 116, Utility Plant Adjustments, explain the origin of such amounts, and plan of disposition contemplated,

give references to commission orders or other authorizations respecting classification of amounts as plant adjustments and requirements as to disposition thereof.

4. Give a concise explanation of any retained earnings restrictions and state the amount of retained earnings affected by such restrictions.

5. If the notes to the balance sheet relating to the respondent company appearing in the Annual Report to the Stockholders are applicable in every respect and furnish the data required by Instructions 2, 3, and 4 above, such notes may be attached hereto.

N/A

STATEMENT OF INCOME FOR THE YEAR

Account No. (a)	Account (b)	Sch. Page No.	Total		Water
			Current Year (c)	Increase (Decrease) (d)	Current Year (e)
	Utility Operating Income				
400	Operating Revenue	S-1/W-1	859,588	109,699	859,588
401	Operating Expense	S-2,3/W-2,3	831,299	199,351	831,299
402	Maintenance Expense	S-2,3/W-2,3	15,477		15,477
				(20,112)	
403	Depreciation Expense	S-4,5/ W-6,7	75,721	(21,683)	75,721
404-405	Amortization of Utility Plant		1,436	1,436	1,436
406	Amortization of Utility Plant Acquisition adjustment	F-18			
407	Amortizations of Property Losses				
408.1	Taxes other than Income Taxes – Utility Operating Income	F-31	11,616	(1,093)	11,616
409.1	Income Tax, Utility Operating Income	F-31	0	(11,135)	0
410.1	Provision for Deferred income Taxes – Utility Operating Income	F34-37			
411.1	Provision for Deferred income – credit Utility Operating Income	F34-37			
412.1	Investment Tax Credit – Utility Operation Deferred to further period	F-33			
412-2	Investment tax Credit – Utility Operation restored to operating income	F33			
	Total Utility Operating Expense		935,549	146,764	935,549
	Net Utility Operating Income		(75,961)	37,065	(75,961)
413	Income Utility Plant lease to Others	F-39			
414	Gains (Losses) from Disposition of Utility Property	F-41			
	Total Net Utility Operating Income				
	Other Income				
415-418	Non-Utility Operating Income	F-39, 40	9,456		
419	Interest and Dividends Income	F-40	335		
420	Allowance for Funds Used During Construction	F-42			
421	Miscellaneous Non-Operating Income	F-42	4,838		
422	Gains (Losses) from Disposition of Property	F-41			
	Total Other Income		14,629		
	Other Income Deductions				
425	Miscellaneous Amortization	F-42	3,415		
426	Miscellaneous Deductions	F-42			
	Total Other Income Deductions		3,415		
	Taxes Applicable to Other Income				
408.2	Taxes Other than Income Tax	F-31			
409.2	Income Taxes	F-31			
410.2	Provision for Deferred Income Taxes	F-34, 37			
411.2	Income Taxes Deferred in Prior Years – Credit	F-34, 37			
412.3	Investment Tax Credits – utility Operations Restored to Non-operating Income	F-32, 33			
412.4	Investment Tax Credits, Non-utility Operations, Net	F-32, 33			
	Total Taxes on Other Income and Deductions				
	Net Other Income and Deductions				
	Interest Charges				
427	Interest on Long-Term Debt	F-42			
428	Amortization of Debt Discount and Expenses	F-21			
429	Amortization of Premium on Debt – Credit	F-21			
430	Interest on Debt to Associated Companies	F-42			
431	Other Interest Expense	F-42	960		
	Total Interest Charges				
	Income Before Extraordinary Item				
	Extraordinary Item				
433	Extraordinary Income				
434	Extraordinary Deductions				
409.3	Income Taxes, Extraordinary Items				
	Extraordinary Items After Taxes				
	Net Income		(58,877)		

[illegible]

STATEMENT OF RETAINED EARNINGS FOR THE YEAR

1. Each credit and debit during the year should be identified as to the retained earnings account in which recorded and the contra-primary account affected shown in column (b).
2. For each reservation or appropriation of retained earnings, state the purpose and amount.
3. Dividends should be shown for each class and series of capital stock. Show amounts of dividends per share.
4. Show separately the state and federal income tax effect of items shown in Account 439 and give a brief description of each adjustment.

Item (a)	Contra Primary Account Affected (b)	Amount (c)
Unappropriated Retained Earnings (Account 216)		(558,987)
Balance beginning of year		
Changes (identify by prescribed retained earning accounts)		
Adjustments to Retained Earnings (Account 439)		
Credits		
Total Credits to Retained Earnings (Account 439)		
Debits		
Prior Period Adjustment (see explanation on F-11)		
Total Debits to Retained Earnings (Account 439)		
Balance Transferred from Income (Account 435)		(58,880)
Appropriations of Retained Earnings (Account 436)		
Total Appropriations of Retained Earnings (Account 436)		
Dividends Declared – Preferred Stock (Account 437)		
Total Dividends Declared-Preferred Stock (Account 437)		
Dividends Declared – Common Stock (Account 438)		
Total Dividends Declared –Common Stock (Account 438)		
Balance -- End of Year		
Appropriated Retained Earning (Account 215)		
State Balance and purpose of each appropriated retained earnings amount at end-of-year and give accounting entries for any applications of appropriated retained earning during the year.		
Total Appropriated Retained Earnings (Account 215)		
Total Retained Earnings (Account 215, 216)		(617,867)
Notes to Statement of Retained Earnings for the Year		

STATEMENT OF CHANGE IN FINANCIAL POSITION

Sources of Funds (a)	Amount (b)
Funds from Operations:	
Net Income	(58,880)
Principal Non-Cash charges (credits) to Income	
Depreciation and Depletion	77,157
Amortization of	
Provision for Deferred or Future Income Taxes (net)	
Investment Tax Credit Adjustment	
Other (Net)	
Gain on Sale of Equipment	
Change in Assets and Liabilities	113,934
Total Funds From Operations	132,211
Funds from Outside Sources (new money)	
Long-Term Debt	
Preferred Stock	
Common Stock	
Net Increase in Short-Term Debt	
Other (Net)	
Total Funds from Outside Sources	
Sale of Non-Current Assets	
Other (Net)	
Total Sources of Funds	132,211
APPLICATION OF FUNDS	
Construction and Plant Expenditures (including land)	
Gross Additions to Utility Plant	(114,616)
Gross Additions to Common Utility Plant	
Gross Addition to Non-Utility Plant	
Other	
Total Applications to Construction and Plant Expenditures	
Dividends on Preferred Stock	
Dividends on Common Stock	
Funds for Retirement of Securities and Short-Term Debt:	(50,360)
Long-term Debt	
Preferred Stock	
Redemption of Capital Stock	
Net Decrease in Short-term Debt	
Other (Net)	
Purchase of Other Non-Current Assets Contributions in Aid of Construction	32,765
Other (Net)	
Total Application of Funds	(132,211)

UTILITY PLANT AND ACCUMULATED DEPRECIATION AT END OF YEAR
Report Plant in Service and Depreciation after Allocation of Common Plant and reserve to Utility Departments

Plant Account (a)	Total (b)	Water (c)	Sewer (d)	(f)	(g)
1. Utility plant in service (101)	4,012,607	4,012,607			
2. Completed construction and classified (102)					
3. Utility Plant in Process of reclassification (103)					
4. Utility Plant leased to others (104)					
5. Property held for future use (105)					
6. Utility plant purchased or sold (106)					
7. Constructions work in progress (107)	24,933	24,933			
8. Utility Plant acquisition adjustment (114)	36,784	36,784			
9.					
10.					
11.					
12.					
13.					
14. Total above accounts	4,074,324	4,074,324			
15. Accumulated provision for depreciation	1,358,052	1,358,052			
16. Utility plant in service (108)					
17. Utility plant leased to others (109)					
18. Property held for future use (110)					
19. Accumulated provision for amortization (111-113)					
20. Accumulated prov. for amort. Of Utility Plant Acquisition Adj. (115)	36,784	36,784			
21.					
22.					
23. Total Accumulated provision for depreciation & Amortization	1,394,836	1,394,836			
24. Total utility plant less depreciation and amortization	2,680,739	2,680,739			

UTILITY PLANT LEASED TO OTHERS (AT END OF YEAR - ACCT. 104)

Name of Lessee (a)	Description of Property Leased (b)	Expiration Date of Lease (c)	Plant Balance at end of Year (d)	Accum. Deprec & Amort (e)
25.				
26.				
27.				
28.				
29.				
30.				
31.				

[illegible]

Particulars (a)	Acquisition Adjustments (Acct 114) (b)	Accumulated Amortization (Acct 115) (c)
Balance, first of year	36,784	36,784
Changes during year (give complete detail)		
Balance, end of Year	36,784	36,784

INVESTMENTS AND FUNDS (ACCTS. 123-128 INCL)

1. Report with separate subheadings for each account, the securities owned by the utility; include date of issue and date of maturity in description of any debt securities owned. Designate any securities pledged and explain purpose of pledge in footnote. Minor investments in Account 124 may be grouped by classes.
2. report separately each fund account showing nature of assets included therein and list any securities included in fund accounts.

	Name of issuing company And description of security (a)	Interest or Dividend Rate (b)	Par Value Per Share (c)	No. of Shares or Principal amount (d)	Book cost at End of Year (e)
1	N/A				
2					
3					
4					
5					
6					
7					
8					
9					
10					
11					
12					
13					
14					
15					
16					
17					
18					
19					
20					
21					
22					
23					
24					
25					
26					
27					
28					
29					
30					
31					
32					
33					
34					
35					
36					
37					
38					
39					
40					
41					
42					
43					
44					
45					
46					
47					
48					
49					
50					
51					
52					
53					
54					

NOTES AND ACCOUNTS RECEIVABLE

Report hereunder notes and accounts receivable are included in Accounts 141, 142, 143, 145, 146

Particulars (a)	Accounts Receivable (b)	Notes Receivable (c)
1. Customer accounts receivable (142)		
2. Water	64,105	
3. Sewer		
4. Merchandising, Jobbing and contract work		
5.		
6. Total customer accounts receivable	64,105	
7. List below items included in Accounts 141, 143, 145 and 146, showing total for each account and any interest rates.		
8. Due from NSPUC	22,913	
9. Due from Meadows Water Company	33,752	
10. Due from Vern Stump	4,461	
11. Due from Water District	5701	
12. Due from Northern Illinois Investment Group	5,998	
13.		
14. Total Other Receivables	72,825	
15.		
16.		
17.		
18.		
19.		
20.		
21.		
22.		
23.		
24.		
25.		
26.		
27.		
28.		
29.		

ACCUMULATED PROVISION FOR UNCOLLECTIBLE ACCOUNTS (ACCT. 144)

Particulars (a)	Amount (b)
30. Balance first of year	
31. Add: Provision for uncollectible during year	
32. Collection of accounts previously written off	
33. Sewer	
34. Water	
35. Other	
36.	
37.	
38. Total	
39. Deduct accounts written off during year:	
40. Sewer	
41. Water	
42. Other	
43.	
44.	
45. Total accounts written off	
46.	
47. Balance end of year	
48.	

MATERIALS AND SUPPLIES (ACCTS. 151-157, 163)

	Particulars (a)	Balance End of Year (b)
1.	Fuel Stock (151)	
2.	Fuel Stock Expense (152)	
3.	Plant Materials and Operating Supplies (154)	
4.	Water	21,261
5.	Sewer	
6.	Other	
7.	Total Plant Materials and Operating Supplies	
8.	Merchandise (155)	
9.	Other Materials & Supplies (156)	
10.	Stores Expense (163)	
11.	Total Materials and Supplies	21,261
12.		
13.	PREPAYMENTS (ACCT. 166)	
14.		
15.	Particulars	Balance End of Year
16.	(a)	(b)
17.	Prepaid Insurance	7,772
18.	Prepaid Rent	
19.	Other Prepayments (specify):	
20.		
21.		
22.		
23.		
24.	Total	7,772
25.		
26.	UNAMORTIZED DEBT DISCOUNT AND EXPENSE AND PREMIUM ON DEBT Report Net discount and expense or premium separately for each security issue and indicate totals for Accounts 181 and 251	
27.		
28.	Debt issue to which Related	Amount Written
29.	(a)	Off during Year
30.	None	(b)
31.		
32.		
33.		
34.		
35.		
36.		
37.		
38.		
39.		
40.		
41.		
42.		
43.	MISCELLANEOUS DEFERRED DEBITS Report separately amounts in Accounts 182 and 186 and describe major items included in these accounts. For account 182, show date of letters or order number authorizing amortization period.	
44.		
45.		
46.	Name of Acct & Description of item	Date of Letter
47.	(a)	or Order No.
48.		(b)
49.	None	Balance First
50.		of Year
51.		(c)
52.		Changes
53.		During Year
54.		(d)
55.		Credit During
56.		Year
57.		(e)
		Balance End of
		Year
		(f)

CLEARING ACCOUNTS (ACCT. 184)		
Show all clearing accounts maintained during the year, even through no balance remains in account at end of year		
	Name of Account (a)	Balance End of Year (b)
1.	N/A	
2.		
3.		
4.		
5.		
6.		
7.		
8.		
9.		
10.		
11.		
12.		
13.		
14.		
15.		
16.		
17.		
18.		
19.		
20.		
21.		
22.		
23.		
24.		
25.		
26.		
27.		
28.		
29.		
30.		
31.		
32.		
33.		
34.		
35.		
36.		
37.		
38.		
39.		
40.		
41.		
42.		
43.		
44.		
45.		
46.		
47.		
48.		
49.		
50.		
51.		
52.		
53.		
54.		

CONSTRUCTION OVERHEADS

Report hereunder the total overheads and the total direct cost of construction for the year classified by utility departments and functional groups of plant accounts under each utility department.

	Utility department and functional group plant (a)	Direct Const. Costs (b)	Construction Overhead	
			Amount (c)	Percent (d)
1.	N/A			
2.				
3.				
4.				
5.				
6.				
7.				
8.				
9.				
10.				
11.				
12.				
13.				
14.	Report hereunder the kinds of construction overheads for the year according to the titles used by the utility. Taxes during construction and AFUDC should be shown as separate items.			
	Class of Overhead (e)		Amount Charged Construction (f)	% of Total Const. in Col (b) (g)
15.				
16.				
17.				
18.				
19.				
20.				
21.				
22.				
23.				
24.				
25.				
26.				
27.				
28.				
29.	Total			
30.	Report below the interest rate used in the practices of utility in capitalizing interest during construction			
31.				
32.				
33.				
34.				
35.				
36.				
37.				
38.				
39.				
40.				
41.				
42.				
43.				
44.				
45.				
46.				
47.				

OTHER PAID-IN CAPITAL (ACCTS. 207-211)

Particulars (a)		Balance First of Year (b)	Balance End of Year (c)	Increase or (Decrease) (d)	
1.	Premium on Capital Stock (207)	3,149,100	3,149,100	0	
2.	Donations Received from Stockholders (208)				
3.	Reduction in Par or Stated Value of Capital Stock (209)				
4.	Gain on Resale or Cancellation of Reacquired Stock (210)				
5.	Miscellaneous Paid-In-Capital (211)				
6.	Total	3,149,100	3,149,100	0	
7.	Explain changes during year hereunder:				
8.					
9.					
10.					
11.					
12.					
13.					
RETAINED EARNINGS (ACCTS. 215-216)					
Particulars (a)			Acct. 215 (b)	Acct. 216 (c)	
14.	Balance First of Year			(558,987)	
15.	Changes During Year (explain in detail):				
16.					
17.	Net Income			(58,880)	
18.					
19.					
20.					
21.					
22.					
23.					
24.					
25.					
26.	Balance End of Year			(617,867)	
NOTES PAYABLE (ACCT. 231)					
Name of Payee and Purpose for Which Issued (a)		Date of Note (b)	Date of Maturity (c)	Int. Rate (d)	Balance End of Year (e)
27.					
28.					
29.					
30.					
31.					
32.					
33.					
34.					
35.					
36.					
37.					
38.					
39.					
40.					
41.					
42.					

LONG-TERM DEBT (ACCTS. 221-224)

Report data called for and show total for each long-term account at end of year.

Description of Debt (a)		Nominal Date of Issue (b)	Nominal Date Of Maturity (c)	Interest Rate (d)	General Call Price End of Year (e)	Reacquired Bonds (f)	Held by Utility Sinking and Other Funds (g)	Amount Outstanding (h)
1.	N/A							
2.								
3.								
4.								
5.								
6.								
7.								
8.								
9.								
10.								
11.								
12.								
13.								
14.								
15.								
16.								
17.								
18.								
19.								
20.								
21.								
22.								
23.								
24.								
25.								
26.								
27.								
28.								
29.								
30.								
31.								
32.								
33.								
34.								
35.								
36.								
37.								

PAYABLES TO ASSOCIATED COMPANIES (ACCTS. 233-234)					
Include in Column (a) description of any notes payable including date of issue, date of maturity and interest rate					
	Name of Company (a)	Amounts at End of Year			
		Notes Payable (b)	Accounts Payable (c)		
1.	N/A				
2.					
3.					
4.					
5.					
6.					
7.					
8.					
9.					
10.					
11.					
12.	Total				
13.	INTEREST ACCRUED (ACCT. 237)				
	Class of Debt (a)	Balance Beginning of Year (b)	Interest Accrued During Year (c)	Interest Expense (d)	Balance, End of Year (e)
14.					
15.	N/A				
16.					
17.					
18.					
19.					
20.					
21.					
22.					
23.					
24.					
25.					
26.					
27.					
28.					
29.	MISCELLANEOUS CURRENT AND ACCRUED LIABILITIES (ACCT. 242)				
30.	Minor items may be grouped by classes				
	Description (a)	Balance End of Year (b)			
31.					
32.	Accrued Vacation & Sick Leave				6,900
33.	Due to PWSD 4				21,314
34.					
35.					
36.					
37.					
38.					
39.					
40.					
41.					
42.	Total				28,214

TAXES ACCRUED (ACCT. 236)

1. The Balance of accruals for income taxes should be classified by the years to which the tax is applicable.
2. The Balance of any accruals materially in excess of the liability admitted by the tax returns of the utility shall be recorded in an appropriately designed reserve account.
3. Explain by footnotes any items entered into Column (e).

	Kind of tax (a)	Balance First of Year (b)	Amount Accrued (c)	Payments During Year (d)	Other Items Dr. or (Cr.) (e)	Balance End Of Year (f)
1.	Sales Tax	1,775				0
2.	Primacy Fee	255				257
3.						
4.	Total	2,030				257
5.						
6.						
7.						
8.						
9.						
10.						
11.						
12.						
13.						
14.						
15.						
16.						
17.						
18.						
19.						
20.						
21.						
22.						
23.						
24.						
25.						
26.						
27.						
28.						
29.						
30.						
31.						
32.						
33.						
34.						
35.						
36.						
37.						
38.						
39.						
40.						
41.						
42.						
43.						
44.						
45.						
46.						
47.						
48.						
49.						
50.						
51.						

RECONCILIATION OF REPORTED NET INCOME WITH TAXABLE INCOME FOR TAXES

1. Report hereunder a reconciliation of net income for the year with estimated taxable income used in computing income tax accruals and show computation of tax accruals.
2. If the utility is members of a group which files a consolidated tax return, reconcile reported net income with federal taxable income had a separate tax return been filed. Report names of companies to consolidated group and basis of allocation of tax liability among members of the group.

		Amount	
		State	Federal
Net Income for year as reported			
Adjustments made to determine taxable income (list additional income and unallowable deductions first, followed by additional deductions and nontaxable income):			
1.	The company has sufficient NOL carryover's to		
2.	eliminate taxable income. Tax expense for 2003		
3.	is \$0 and no change in deferred income tax.		
4.			
5.			
6.			
7.			
8.			
9.			
10.			
11.			
12.			
13.			
14.			
15.			
16.			
17.			
18.			
19.			
20.			
21.			
22.			
23.			
24.			
25.			
26.			
27.			
28.			
29.			
Taxable Net Income			
Computation of Taxes			
30.			
31.			
32.			
33.			
34.			
35.			
36.			
37.			
38.			
39.			
40.			
41.			
42.			
43.			
44.			
45.			
46.			

NOTES AND EXPLANATION RE TAXES

1.	N/A
2.	
3.	
4.	
5.	
6.	
7.	
8.	
9.	
10.	
11.	
12.	
13.	
14.	
15.	
16.	
17.	
18.	
19.	
20.	
21.	
22.	

ADVANCES FOR CONSTRUCTION (ACCT. 252)

Report below the information called for concerning advances for construction:

Class of Utility Service (a)	Balance beginning of Year (b)	Debits		Credits (e)	Balance end of Year (f)
		Account Credited (c)	Amount (d)		
23.	Monarch Cove	16,075			16,075
24.					
25.					
26.					
27.					
28.					
29.					
30.					
31.					
32.					
33.					
34.					
35.					
36.					
37.					
38.					
39.					
40.					
41.					
42.					
43.					
44.					
45.					
46.					
47.					
48.					
49.					
50.					
51.					

DISTRIBUTION OF TAXES TO ACCOUNTS

Report hereunder the accounts and functions charged with taxes accrued and taxes cleared from prepaid accounts during the year. Where allocation is necessary, explain the basis used. Report in footnote the amounts and kinds of taxes cleared from prepaid taxes, if any.

[illegible]

INVESTMENT TAX CREDITS GENERATED AND UTILIZED

1. This schedule shall be prepared by the reporting company regardless of the method of accounting adopted for the investment tax credits. By footnote state the method of accounting adopted, and whether the company has consented to pass the entire amount of tax credits on to customers in the year used to reduce taxes and if so, state the amount of such credits, passed on.
2. As indicated in Column (a), the schedule shall show each year's activities commencing with 1962 and shall separately identify the data for the various rates.
3. Report in Column (b) the amount of investment tax credits generated from properties acquired for use in public utility operations and report in Column (c) the amount of such generated credits utilized in computing the annual income taxes. If there are other utility or non-utility operations, show any applicable generated and utilized investment tax credits in a footnote. Also explain by footnote any adjustment to Columns (b), (c), and (d) such as for corrections, etc., or carry back or unused credits.
4. Report in Column (d) the weight-average useful life of all properties used in computing the investment tax credits in Column (b).
5. Show by footnote any unused credits available at end of each year for carry forward as a reduction of taxes in subsequent years.
6. Separate amounts according to classification of utility using as additional page if necessary

Year (a) 1962-1974		Credit Generated For year (b)	Credit Utilized For Year (c)	Weighted-Average Useful Life of Property (d)
1	3%	N/A		
2	4%			
3	7%			
1975-1976				
4	3%			
5	4%			
6	7%			
7	10%			
8	11%			
1977				
9	3%			
10	4%			
11	7%			
12	10%			
13	11%			
1978				
14	3%			
15	4%			
16	7%			
17	10%			
18	11%			
1979				
19	3%			
20	4%			
21	7%			
22	10%			
23	11%			
1980				
24	3%			
25	4%			
26	7%			
27	10%			
28	11%			

ACCUMULATED DEFERRED INVESTMENT TAX CREDITS (Acct. 255)

Report as specified below information applicable to (Account 255). Where appropriate, segregate the balances and transactions by utility and non-utility operations. Explain by footnote any corrections adjustments to the account balance, shown in Column (g). Include in Column (i) the average period over which the tax credits are amortized.

[illegible]

ACCUMULATED DEFERRED INCOME TAXES – ACCELERATED AMORTIZATION (281)

1. Report the information called for below concerning the respondent's accounting income taxes relating to amortizable property.
2. In the space provided, furnish explanations, including the following in columnar order:
 - a. State each certification number with a brief description of property
 - b. Total and amortizable cost of such property

Account Subdivisions (a)		Balance Beginning of Year (b)	Changes During Year	
			Amounts Debited Account 410.0 (c)	Amounts Credited Account 411.1 (d)
Accelerated Amortization (Acct. 281)		N/A		
Water				
Sewer				
Other				
Total (Account 281)				
Classification of Total:				
Federal Income Tax				
State Income Tax				
Local Income Tax				

ACCUMULATED DEFERRED INCOME TAXES – ACCELERATED AMORTIZATION (281)

- (c) Date amortization for tax purposes commenced
 - (d) "Normal" depreciation rate used in computing the deferred tax
 - (e) Tax rate used to originally defer amounts and the tax rate used during the current year to amortize previous deferrals.
3. Other (specify) – include deferrals relating to other income and deductions.
 4. Use separate pages as required.

[illegible]

ACCUMULATED DEFERRED INCOME TAXES – LIBERALIZED DEPRECIATION (ACCOUNT 282)

1. Report the information called for below covering the respondent's accounting for deferred income taxes relating to property not subject to accelerated amortization.
2. In the space provided below furnish explanations, including the following:
 - a. State the general method or methods of liberalized depreciation being used (sum of years digits, declining balance, etc), estimated lives (i.e.) useful lives, guideline class life, etc, and classes of plant to which each method is being applied and date method was adopted.
 - b. Furnish a table for each year, 1954 to date of this report, the annual amounts of tax deferrals, and with respect to each year's tax deferral, the total debits hereto which have been accounted for as credits to Accounts 411.2 – Provisions for

Account Subdivision (a)	Balance Beginning of Year (b)	Changes During Year		Changes During Year	
		Amounts Debited Account 410.1 (c)	Amounts Credited Account 411.1 (d)	Amounts Debited Account 410.2 (e)	Amounts Credited Account 411.2 (f)
1. Account 282:	N/A				
2. Water					
3. Sewer					
4. Other (define)					
5.					
6.					
7. Total (Acct. 282)					
8. Classification of Total					
9. Federal Income Tax					
10. State Income Tax					
11. Local Income Tax					

Account Subdivisions (a)	Balance Beginning of Year (b)	Changes During Year		Changes During Year	
		Amounts Debited Account 410.1 (c)	Amounts Credited Account 411.1 (d)	Amounts Debited Account 410.2 (e)	Amounts Credited Account 411.2 (f)
Account 283:	N/A				
1. Water					
2. Total Water					
3. Sewer					
4. Total Sewer					
5. Other (specify)					
6.					
7. Total Other					
8. Total Account 283					
9. Classification of Total:					
10. Federal Income Tax					
11. State Income Tax					
12. Local Income Tax					

ACCUMULATED DEFERRED INCOME TAXES – LIBERALIZED DEPRECIATION (ACCOUNT 282)

Deferred Income Taxes – Ct., Other Income and Deductions, or comparable account of previous system of accounts. Also, explain the basis used to defer amounts for the latest year (straight-line tax rate to liberalized tax rate etc). Also explain the basis used to defer amounts for the latest (straight – line tax rate to liberalized tax rate, etc). State whether the accounting for liberalized depreciation has been directed or approved b any state commission.

3. Other (specify – include deferrals relating to other income and deductions.
4. Use separate pages as required

Adjustment				
Debits		Credits		Balance End of Year (k)
Acct. No (g)	Amount (h)	Acct. No. (i)	Amount (j)	
2. N/A				
3.				
4.				
5.				
6.				
7.				
8.				
9.				
10.				
11.				

ACCUMULATED DEFERRED INCOME TAXES – OTHER (ACCOUNT 283)

3. Other (specify) – include deferrals relating to other income and deductions.
4. Use separate pages as required.

Adjustments				
Debits		Credits		Balance End Of Year (k)
Account No. (g)	Amount (h)	Account No (i)	Amount (j)	
1. N/A				
2.				
3.				
4.				
5.				
6.				
7.				
8.				
9.				
10.				
11.				
12.				

PROPERTY INSURANCE AND INJURIES AND DAMAGES RESERVES (ACCTS 261-262)

Particulars (a)		Acct. 261 (b)	Acct 262 (c)
1.	Balance, first of year		
2.	Additions during year (specify utility and account charged):		
3.			
4.			
5.			
6.	Total Additions		
7.	Deductions during year (specify):		
8.			
9.			
10.			
11.			
11.			
12.			
13.	Total Deductions		
14.	Net increases or (decreases) during year		
15.	Balance at end of year		
16.	Explain nature of risk for which above reserves have been established and give actual or estimated liability for claims at end of year.		
17.			
18.			
19.			
20.			
21.			

OTHER RESERVES (ACCTS. 263-265)

	Name and purpose of each reserve (a)	Balance end of year (b)
22.		
23.		
24.		
25.		
26.		
27.		
28.		

CONTRIBUTIONS IN AID OF CONSTRUCTION (ACCT. 271)

	Class of utility service (a)	Balance First of year (b)	Credits during Year (c)	Charges during year		Balance, end Of year (f)
				Acct. No. Credited (d)	Amount (e)	
30.	Water	209,547	36,180			245,727
31.	Sewer					
32.						
33.						
34.	Accum Amort - CIAC	(15,442)			3,415	(18,857)
35.						
36.						
37.						
38.						
39.						
40.	Total	194,105	36,180		3,415	226,870

INCOME FROM UTILITY PLANT LEASED TO OTHERS (ACCT. 413)

Show hereunder particulars concerning revenues, expenses and net income from lease of utility plant constituting a distinct operating unit or system. Report data for each lease agreement. Use inserts sheets if necessary

Particulars (a)		Total (b)	(c)	(d)	
1.	Rentals received (specify from whom received and property leased).				
2.	N/A				
3.					
4.					
5.					
6.					
7.					
8.					
9.					
10.					
11.					
12.	Total Rentals				
13.					
14.	Expenses:				
15.	Operation				
16.	Maintenance				
17.	Depreciation Expense				
18.	Amortization Expense				
19.	Taxes Other Than Income Taxes				
20.	Income Taxes				
21.	Total Expense				
22.	Income from Utility plant leased to others				
23.					
24.	INCOME FROM MERCHANDISING, JOBBING AND CONTRACT WORK (ACCT. 415 416)				
25.	Particulars (a)	Water (b)	Sewer (c)	(d)	Total (e)
26.	Sales:	N/A			
27.	Gross Sales				
28.	Deductions				
29.	Discount and Allowance				
30.	Merchandise Returns				
31.	Total Deductions				
32.	Net Sales				
33.	Cost of Sales				
34.	Gross profit from sales				
35.	Expenses (list hereunder expenses by major classes including the following)				
36.	Depreciation Expense				
37.	Customer Accounts Expense				
38.	Employee pensions and benefits				
39.	Administrative and general expenses				
40.	Taxes other than income taxes				
41.	Income Taxes				
42.					
43.					
44.					
45.					
46.					
47.	Total Expense				
48.	Net Income from merchandising, jobbing and contract work				

NON-OPERATING RENTAL INCOME (ACCT. 418).

	Name of Lessee and Description of Property (a)	Amount (b)
1.	Rent revenue (list major items separately, others may be grouped):	9,456
2.	N/A	
3.		
4.		
5.		
6.		
7.		
8.		
9.		
10.		
11.		
12.	Total Rent Revenue	9,456
13.	Expenses:	
14.	Operation and Maintenance	
15.	Depreciation	
16.	Taxes Other than Income Taxes	
17.	Income Taxes	
18.		
19.		
20.	Total Expenses	
21.	Non-operating Rental Income	

INTEREST AND DIVIDEND INCOME (ACCT. 419)

	Security or Account on Which Received (a)	Interest or Dividend Rate (b)	Amount (c)
23.			
24.	Interest on note to PWSD#4		335
25.			
26.			
27.			
28.			
29.			
30.			
31.			
32.	Total Interest and Dividends		335
33.	Expenses applicable to above (as listed hereunder):		
34.			
35.			
36.			
37.			
38.			
39.			
40.			
41.			
42.			
43.			
44.			
45.			
46.			
47.			
48.	Total Expenses		
49.	Net Interest and Dividend Income		

GAIN OR LOSS ON DISPOSITION OF PROPERTY (ACCOUNTS 414-422)

1. Give a brief description of property creating the gain or loss. Include name of party acquiring the property (when acquired by another utility or associated company) and the date transaction was completed. Identify property by type; leaded, held for future use or non-utility.
2. Individual gains or losses relating to property with an original cost of less than \$50,000 may be grouped, with the number of such transactions disclosed in Column (a).
3. Give the date of Commission approval of journal entries in Column (b), when approval is required. Where approval is required but has not been received, give explanation following the item in Column (a).
(See Account 106, Utility Plant Purchased or Sold).

[illegible]

OTHER INCOME AND DEDUCTIONS (ACCOUNTS 417, 420, 421, 422, 423, 425, 426)

Report details of items included in accounts showing the data for account separately hereunder:

1. Various Consulting and Contract Services	4,838
2. Contributions in Aid of Construction	3,415
3.	
4.	8,253
5.	
6.	
7.	
8.	
9.	
10.	
11.	
12.	
13.	
14.	
15.	
16.	
17.	
18.	
19.	
20.	
21.	
22.	
23.	

INTEREST CHARGES (ACCOUNTS 427, 430, AND 431)

Class of Debt on Which Payable (a)	Interest	
	Rate (b)	Amount (c)
27. Note Payable	Varies	335,960
28.		
29.		
30.		
31.		
32.		
33.		
34.		
35.		
36.		
37.		
38.		
39.		
40.		
41.		
42.		
43.		
44.		
45.		
46.		
47.		
48.		
49.		
50.		
51.		
52.		

DISTRIBUTION OF SALARIES AND WAGES

Report below the distribution of total salaries and wages for the year. Amounts originally charged to clearing accounts should be segregated as to Utility Departments, Constructions, Plant Removal, and Other Accounts, and shown in the appropriate lines and spaces provided for such amounts. In determining this segregation of salaries and wages originally charged to clearing accounts a method of approximation, giving substantially correct results may be used.

Classification		Direct Payroll Distribution	Allocation of Amounts Charged Clearing Accts.	Total
Water				
1.	Operation			
2.	Maintenance	123,696		123,696
3.	Total Water Operation and Maintenance			
4.				
5.	Sewer			
6.	Operation			
7.	Maintenance			
8.	Total Sewer Operation and Maintenance			
9.				
10.	Other Utility Department			
11.	Operation			
12.	Maintenance			
13.	Total Other Utility Department Oper. & Maint.			
14.				
15.	Total of all Utility Departments			
16.				
17.				
18.	Utility Plant			
19.	Construction (by utility departments):			
20.	Water Plant			
21.	Sewer Plant			
22.	Other			
23.	Total Construction			
24.				
25.	Plant Removal (by utility departments):			
26.	Water Plant			
27.	Sewer Plant			
28.	Other			
29.	Total Plant Removal			
30.				
31.	Clearing Accounts			
32.	Water			
33.	Sewer			
34.	Other			
35.	Total Clearing Accounts			
36.				
37.	Other Income and Deductions			
38.	Water			
39.	Sewer			
40.	Other			
41.	Total Other Income and Deductions			
42.				
43.				
44.	Total Salaries and Wages			

COMMON UTILITY PLANT AND ACCUMULATED DEPRECIATION

Utility Plant in Service					
Plant Accounts (a)		Additions During year (b)	Retirements During Year (c)	Adjustments Debits or Credits (d)	Balance End of Year Total (e) (f)
1.	Intangible Plant				
2.	Organization				28,717
3.	System Studies				34,118
4.	Plant Acquisition				3,122
5.					
6.	Source of Supply				
7.	Land & Rights				712
8.	Wells & Springs	3,025			309,853
9.	Supply Mains				16,801
10.	Pumping Plant				
11.	Land & Rights				24,664
12.	Structures & Improvements				67,624
13.	Electric Pumping Equip				104,997
14.	Other Pumping Equip				126
15.	Water Treatment Plant				
16.	Water Treatment Equip				23,908
17.	Trans & Dist Plant				
18.	Land & Rights				1,293
19.	Dist Res & Stand Pipes				844,783
20.	Trans & Dist Mains	68,410			1,772,009
21.	Meters	42,756			389,849
22.	Other Trans & Dist				341,408
23.	Hydrants				361
24.	General Plant				
25.	Trans Equip				
26.	Tools Shop & Garage				2,198
27.	Laboratory Equip				1,386
28.	Power Operated Equip				30,745
29.	Communications Equip				871
30.	Office Furn. & Equip				13,062
31.					
32.					
33.	Total	114,191			4,012,607
34.	Allocation to Utility Departments (o)			Plant End of Year (p)	Accum. Depr. End of Year (q) Depreciation Accruals (r)
35.	Water				
36.					
37.					
38.					
39.					
40.					
41.					
42.					
43.					
44.					
45.					
46.					
47.	Total				

Accumulated Provision for Depreciation

Straight-line Accruals			Additional Accruals (i)	Book Cost of Plant Retired (j)	Cost of Removal (k)	Salvage (l)	Other Additions or (Deductions) (m)	Balance End of Year (n)
Rate (g)		Amount (h)						
1.								
2.	5.0	1436						14,360
3.	20.0	0						34,118
4.	20.0	0						3,122
5.								
6.								
7.	0	0						0
8.	1.5	4,648						67,872
9.	2.2	370						6,409
10.								
11.	0	0						0
12.	2.0	1,352						29,277
13.	0	0						104,997
14.	0	0						126
15.								
16.	5.0	1,195						18,324
17.								
18.	0	0						0
19.	2.2	18,585						155,851
20.	2.2	38,984						727,513
21.	2.5	9,746						67,022
22.	0	0						87,577
23.	2.5	9						122
24.								
25.	0	0						0
26.	5.0	110						1,610
27.	5.0	69						1,159
28.	0	0						30,745
29.	0	0						871
30.	5.0	653						6,977
31.								
32.								
33.		77,157	0	0	0	0	0	1,358,052
34.	Explanation of Method of Allocating Common Plant, Accumulated Depreciation, and Depreciation Expenses by Utility Depts:							
35.								
36.								
37.								
38.								
39.								
40.								
41.								
42.								
43.								
44.								
45.								
46.								
47.								

“S” SECTION

SEWER OPERATING REVENUES

	Particulars (a)	This Year		Last Year	
		Average Number Customers (b)	Amounts (c)	Average Number Customers (d)	Amount (e)
1.	Sewer Revenues				
2.	Flat Rate Revenue – General Customers				
3.	Residential Revenues – 521.1				
4.	Commercial Revenues – 521.2				
5.	Industrial Revenues – 521.3				
6.	Revenues from Public Authorities 521.4				
7.	Total (521)				
8.					
9.	Measured Revenues – General Customers				
10.	Residential Revenues – 522.1				
11.	Commercial Revenues – 522.2				
12.	Industrial Revenues – 522.3				
13.	Revenues from Public Authorities 522.4				
14.	Total (522)				
15.					
16.	Revenues From Public Authorities (523)				
17.	Revenues From Other Systems (524)				
18.	Interdepartmental Revenues (525)				
19.	Miscellaneous Sewerage Revenue (526)				
20.	Total				
21.					
22.	Other Operating Revenues				
23.	Sale of Sludge (531)				
24.	Customers' Forfeited Discounts (532)				
25.	Servicing of Customers' Laterals (533)				
26.	Rents from Sewer Property (534)				
27.	Interdepartmental Rents (535)				
28.	Miscellaneous Operating Revenues (536)				
29.	Total Other Operating Revenues				
30.	Total Operating Revenues				

SEWER OPERATION AND MAINTENANCE EXPENSE

Particulars (a)		This Year (b)	Last Year (c)
Collection Expenses			
1.	Operation:		
2.	Collection Supervision and Engineering (700)		
3.	Collection Labor and Expenses (701)		
4.	Services to Customers (702)		
5.	Flow Measuring Device Expense (703)		
6.	Miscellaneous Expenses (704)		
7.	Rents (705)		
8.	Maintenance:		
9.	Collection Maintenance Supervision and Engineering (710)		
10.	Maintenance of Collection Structures and Improvements (711)		
11.	Maintenance of Service to Sewers (712)		
12.	Maintenance of Services to Customers (713)		
13.	Maintenance of Flow Measuring Devices (714)		
14.	Maintenance of Flow Measuring Device Installation (715)		
15.	Maintenance of Other Collection Facilities (716)		
16.	Total Collection Expenses		
17.			
18.	Pumping Expenses		
19.	Operation:		
20.	Pumping Supervision and Engineering (720)		
21.	Fuel and Power Purchased for Pumping (721)		
22.	Pumping Labor and Expenses (722)		
23.	Expenses Transferred - Ct. (723)		
24.	Miscellaneous Expenses (724)		
25.	Rents (725)		
26.	Maintenance:		
27.	Pumping Maintenance Supervision and Engineering (730)		
28.	Maintenance of Pumping Structures and Improvements (731)		
29.	Maintenance of Pumping Equipment (732)		
30.	Total Pumping Expenses		
31.			
32.	Treatment and Disposal Expenses		
33.	Operation:		
34.	Treatment Supervision and Engineering (740)		
35.	Chemicals (741)		
36.	Treatment Labor and Expenses (742)		
37.	Fuel or Power for Sewer Treatment and Pumping (743)		
38.	Miscellaneous Expenses (744)		
39.	Rents (745)		
40.	Maintenance:		
41.	T & D Maintenance Supervision and Engineering (750)		
42.	Maintenance of T & D Structure and Improvements (751)		
43.	Maintenance of Treatment and Disposal Plant (752)		
44.	Maintenance of Other Treatment and Disposal (753)		
45.	Total Treatment and Disposal Expenses		

SEWER OPERATION AND MAINTENANCE EXPENSES (CONT.)

Particulars (a)		This Year (b)	Last Year (c)
Customers Accounts Expenses			
1.	Operation:		
2.	Supervision (901)		
3.	Meter Reading Expenses and Flat Rate Inspections (902)		
4.	Customer Records and Collection Expenses (903)		
5.	Uncollectible Accounts (904)		
6.	Miscellaneous Customer Accounts Expenses (905)		
7.	Total Customer Accounts Expenses		
8.			
9.	Customers Service Expenses		
10.	Operation:		
11.	Customer Service and Information Expenses (907)		
12.	Total Customer Service Expenses		
13.			
14.	Sales Promotion Expenses		
15.	Operation:		
16.	Sales Promotion Expenses (910)		
17.	Revenues from Merchandising, Jobbing, and Contract Work (914)		
18.	Costs and Expenses of Merchandising, Jobbing, and Contract Work (915)		
19.	Total Sales Promotion Expenses		
20.			
21.	Administrative and General Expenses		
22.	Operation:		
23.	Administration and General Salaries (920)		
24.	Office Supplies and Other Expenses (921)		
25.	Administrative Expenses Transferred - Cr. (922)		
26.	Outside Services Employed (923)		
27.	Property Insurance (924)		
28.	Injuries and Damages (925)		
29.	Employees Pensions and Benefits (926)		
30.	Franchise Requirements (927)		
31.	Regulatory Commission Expenses (928)		
32.	Duplicated Charges-Cr. (929)		
33.	Institutional or Goodwill Advertising Expenses (930.1)		
34.	Miscellaneous General Expense (920.2)		
35.	Research and Development Expenses (930.3)		
36.	Rents (931)		
37.	Maintenance:		
38.	Maintenance of General Plant (932)		
39.	Total Administrative and General Expenses		
40.			
41.	Total Sewer Operation and Maintenance Expenses		

DEPRECIATION RESERVE – SEWER UTILITY PLANT

Report below, the information called for concerning the Depreciation Reserve of the reporting utility at end of year and charges during the year, and explain in the space provided below, any important adjustments made during the year. Show separately interest credits under a sinking fund or similar method of depreciation reserve accounting.

Description or Classification of Property (a)		Annual Depreciation Rate (b)	Balance Beginning Of year (c)	Addition To Reserve Annual Depreciation Provision (d)		Other Credits (e)
Collection Plant						
1.	Structures and Improvements (351)					
2.	Collection Sewer (352)					
3.	Collection Sewer – Force (352.1)					
4.	Collection Sewer – Gravity (352.2)					
5.	Special Collecting Structures (532.3)					
6.	Services to Customers (353)					
7.	Flow Measuring Devices (354)					
8.	Flow Measuring Installation (355)					
9.	Other Collection Plant Facilities (356)					
Pumping Plant						
10.	Structures and Improvements (361)					
11.	Receiving Wells (362)					
12.	Electric Pumping Equipment (363)					
13.	Diesel Pumping Equipment (364)					
14.	Other pumping Equipment (365)					
Treatment and Disposal Plant						
15.	Structures and Improvements (371)					
16.	Treatment and Disposal Equipment (372)					
17.	Plant Sewer (373)					
18.	Outfall Sewer Lines (374)					
19.	Other Treatment and Disposal Plant Equipment (375)					
General Plant						
20.	Structures and Improvements (390)					
21.	Office Furniture and Equipment (391)					
22.	Transportation Equipment (392)					
23.	Stores Equipment (393)					
24.	Tools, Shop, and Garage Equipment (394)					
25.	Laboratory Equipment (395)					
26.	Power Operated Equipment (396)					
27.	Communication Equipment (397)					
28.	Other Tangible Property (399)					
29.	Total					
30.	1. Do not use composite rate when account rates have been prescribed by the Commission.					
31.	2. State if rates shown in Column (b) were authorized by the commission.					
32.	3. If answer to 2. above is Yes, state whether authorized rates were made effective:					
33.	4. State the date when authorized rates were made effective:					
34.	5. If sub account rates are used, show computation below which was used to arrive at account rate shown in the table above:					
35.						
36.						
37.						
38.						
39.						
40.						

DEPRECIATION RESERVE - SEWER UTILITY PLANT (CONT.)

Retirement of Property						(l)	
Book Cost Of Property (f)	Cost of Removal (g)	Salvage Credit (h)	Net Retirement (i)	Other Changes (j)	Balance End of Year (k)		
1.						Total Depreciation Expense Column (d) and (e)	
2.						Less Amounts Charged Clearing Accounts	
3.						Plus Allocation of Depr. On Common Plant	
4.						Total Sewer Utility Depr. Expenses	
5.						Total Depreciation Reserve (Column (k))	
6.						Plus Allocation of Reserve On Common Plant	
7.						Total Depreciation Reserve Sewer Utility	
8.						Explanation of Items in Column (i)	
9.							
10.							
11.							
12.							
13.							
14.							
15.							
16.							
17.							
18.							
19.							
20.							
21.							
22.							
23.							
24.							
25.							
26.							
27.							
28.							
29.							
30.							
31.							
32.							
33.							
34.							
35.							
36.							

SEWER UTILITY PLANT IN SERVICE

Report in Column (c) entries reclassifying property from one account to another. Corrections of entries of the immediately preceding year should be recorded in Column (c) or Column (d) accordingly as they are corrections of additions or retirements. Please explain any items in Column (e) in space provided below schedule.

Accounts (a)		Balance First of Year (b)	Additions During Year (c)	Retirements During Year (d)	Adjustments Increases or (Decrease) (e)	Balance End of Year (f)
Intangible Plant						
1.	Organization (301)					
2.	Franchises and Consents (302)					
3.	Miscellaneous Intangible Plant (303)					
Collection Plant						
4.	Land and Land Rights (350)					
5.	Structures and Improvements (351)					
6.	Collection Sewers (352)					
7.	Collection Sewers – Force (352.1)					
8.	Collection Sewers – Gravity (352.2)					
9.	Special Collection Structures (352.3)					
10.	Service to Customers (353)					
11.	Flow Measuring Devices (354)					
12.	Flow Measuring Installation (355)					
13.	Other Collection Plant Facilities (356)					
Pumping Plant						
14.	Land and Land Rights (360)					
15.	Structures and Improvements (361)					
16.	Receiving Wells (362)					
17.	Electric Pumping Equipment (363)					
18.	Diesel Pumping Equipment (364)					
19.	Other Pumping Equipment (365)					
Treatment and Disposal Plant						
20.	Land and Land Rights (370)					
21.	Oxidation Lagoon Land and Land Rights (370.1)					
22.	Other Land and Land Rights (370.2)					
23.	Structures and Improvements (371)					
24.	Treatment and Disposal Equipment (372)					
25.	Plant Sewers (373)					
26.	Outfall Sewer Lines (374)					
27.	Other Treatment and Disposal Plant Equip (375)					
General Plant						
28.	Land and Land Rights (389)					
29.	Structures and Improvements (390)					
30.	Office Furniture and Equipment (391)					
31.	Transportation Equipment (392)					
32.	Stores Equipment (393)					
33.	Tools, Ship, and Garage Equipment (394)					
34.	Laboratory Equipment (395)					
35.	Power Operated Equipment (396)					
36.	Communication Equipment (397)					
37.	Other Tangible Property (399)					
38.	Total Sewer Plant in Service					

Report data requested for accounts as indicated. For Account 923, report total amount paid as well as amount applicable to sewer utility operation.

[illegible]

DETAIL OF CERTAIN GENERAL EXPENSE ACCOUNTS (CONT)

Acct. 928 Regulatory Commission Expenses:

1. Give the particulars called for below concerning all expenses incurred during the year in connection with formal cases before regulatory commissions, or other regulatory bodies, or cases in which such a body a party.
2. Include in description the case, the name of regulatory body and case or docket number.
3. Include as expenses charged off during year (column g) the amount of any deferred regulatory commission expenses amortized for year.

Description of Case (a)	Expenses Incurred During Year			Transferred To Miscellaneous Deferred Debits (Acct. 186) (e)	Charged Off during Year	
	Assessed by Regulatory Commission (b)	Expenses Of Utility (c)	Total (d)		Acct. No (f)	Amount (g)
1.						
2.						
3.						
4.						
5.						
6.						
7.						
8.						
9. Total						
10. Amortization of Deferred Regulatory Commission Expenses for previous year						
11. Total Charged off during Year						
12. Acct. 930.2 Miscellaneous General Expenses						
13. Industry Association Dues						
14. Other experimental and general research expenses.						
15. Expenses of corporate organization & of servicing outstanding securities of utility						
16. National institutional advertising expenses						
17. Local institutional advertising expenses						
18. Directors' fees and expenses						
19. Other expenses (list major items)						
20.						
21.						
22.						
23.						
24.						
25.						
26.						
27. Total						
28. Acct. 922, Administrative Expenses Transferred - Credits Explain basis of computation of credit.						
29.						
30.						
31.						
32.						
34.						
35.						
36.						
37.						
38.						
39.						
40.						
41.						
42.						
43.						
44.						
45.						
46. Total						

GENERAL INFORMATION SEWAGE PLANT

1.	Brief general description of sewage treatment:
2.	
3.	
4.	Method of treatment:
5.	
6.	
7.	
8.	Brief general description of disposal system:
9.	
10.	
11.	
12.	
13.	
14.	Method of disposal:
15.	
16.	
17.	Area served by sewage system:
18.	
19.	Date of construction of original plant:
20.	Population for which plant designed:
21.	Plant capacity in gallons per day:
22.	Average daily discharge of sewage during year (M. gal.)
23.	Maximum daily discharge of sewage during year (M. gal.)
24.	Important extensions of system, giving location, new territory covered and dates of beginning operation:
25.	
26.	
27.	
28.	
29.	
30.	
31.	
32.	
33.	
34.	Other important changed, including new plant and equipment built or installed:
35.	
36.	
37.	
38.	
39.	
40.	
41.	
42.	
43.	
44.	Disinfection:
45.	If effluent, disinfected?
46.	Agent used (liquid, chlorine, etc.)
47.	How frequently is and analysis made of effluent?
48.	Give results of last analysis:
49.	What is efficiency of sewer plant?
50.	
51.	
52.	

SEWER INFORMATION: PUMPING EQUIPMENT, SERVICE CONNECTIONS, COLLECTING INTERCEPTOR FORCE MAINS & MANHOLES									
PUMPING EQUIPMENT				UNIT (A)	UNIT (B)	UNIT (C)	UNIT (D)		
1.	Location or Station								
2.	Make or type of nameplate data of pump								
3.									
4.	Year installed								
5.	Rate capacity (gpm)								
6.	Size								
7.	How driven?								
8.									
9.									
10.									
11.									
12.									
13.									
14.									
15.									
16.									
17.									
18.									
19.									
20.									
21.									
22.									
23.									
<u>Collecting, Interceptor and Force Mains</u>									
Collecting Mains				Interceptor Mains			Force		
Mains									
24.	Size (inches)								
25.	Type of main (CI, VCP, etc.								
26.	Length of pipe (nearest foot)								
27.	Beginning of Year								
28.	Added during year								
29.	Retired during year								
30.	Close of year								
31.	Manholes								
32.	Size								
33.	Type								
34.	Number								
35.	Beginning of year								
36.	Added during year								
37.	Retired during year								
38.	Close of year								
39.									
40.									
41.									

“W” Section

W-1

[illegible]

Particulars (a)		This Year (b)	Last Year (c)
Source of Supply Expenses			
1.	Operation Supervision and Engineering (600)	40,357	39,817
2.	Operation Labor and Expenses (601)	33,398	46,711
3.	Purchased Water (602)		
4.	Miscellaneous Expenses (603)		
5.	Rents (604)		
6.	Maintenance Supervision and Engineering (610)		
7.	Maintenance of Structures and Improvements (611)		
8.	Maintenance of Collecting and Impounding reservoirs (612)		
9.	Maintenance of Lake, River and other Intakes (613)		
10.	Maintenance of Wells and Springs (614)	2,731	6,385
11.	Maintenance of Infiltration Galleries and Tunnels (615)		
12.	Maintenance of Supply Mains (616)		
13.	Maintenance of Miscellaneous Water Sources Plant (617)		
14.	Total Source of Supply Expenses	76,486	92,913
Pumping Expenses			
15.	Operation Supervision and Engineering (620)	40,357	39,817
16.	Fuel for Power Production (621)		
17.	Power Production Labor and Expenses (622)		
18.	Fuel or Power Purchased for Pumping (623)	56,403	57,900
19.	Power Labor and Expenses (624)	22,265	31,419
20.	Expenses Transferred - Credit (625)		
21.	Miscellaneous Expenses (626)		
22.	Rents (627)		
23.	Maintenance Supervision and Engineering (630)		
24.	Maintenance of Structures and Improvements (631)		
25.	Maintenance of Power Productions Equipment (632)		
26.	Maintenance of Pumping Equipment (633)		
27.	Total Pumping Expenses	119,025	129,196
Water Treatment Expenses			
28.	Operation Supervision and Engineering (640)	10,089	9,954
29.	Chemicals (641)	1,177	1,048
30.	Operation Labor and Expenses (642)	6,185	8,123
31.	Miscellaneous Expenses (643)		
32.	Rents (644)		
33.	Maintenance Supervision and Engineering (650)		
34.	Maintenance of Structures and Improvements (651)		
35.	Maintenance of Water Treatment Plant (652)		
36.	Total Water Treatment Expenses	17,451	19,125

WATER OPERATION AND MAINTENANCE EXPENSE

Particulars (a)		This Year (b)	Last Year (c)
Transmission and Distribution Expenses			
1.	Operation Supervision and Engineering (660)	60,537	59,725
2.	Storage Facilities Expenses (661)		
3.	Transmission and Distribution Lines Expenses (662)		
4.	Meter Expenses (663)		
5.	Customer Installations Expenses (664)	11,133	15,232
6.	Miscellaneous Expenses (665)	641	
7.	Rents (666)	23,399	31,386
8.	Maintenance Supervision and Engineering (670)		
9.	Maintenance of Structures and Improvements (671)		
10.	Maintenance of Distribution Reservoirs and Standpipes (672)		
11.	Maintenance of Transmission and Distribution Mains (673)	10,149	16,655
12.	Maintenance of Fire Mains (674)		
13.	Maintenance of Services (675)		
14.	Maintenance of Meters (676)	937	1,564
15.	Maintenance of Hydrants (677)		12
16.	Maintenance Miscellaneous Plant (678)	1,660	
17.	Total Transmission and Distribution Expenses	108,456	124,574
Customer Accounts Expenses			
18.	Supervision (901)	40,357	39,817
19.	Meter Reading Expenses (902)		
20.	Customer Records and Collection Expenses (903)	17,317	23,629
21.	Uncollectible Accounts (904)		
22.	Miscellaneous Customer Accounts Expenses (905)		
23.	Total Customer Accounts Expenses	57,674	63,446
Customer Service & Information Expenses			
24.	Customer Service & Information Expenses (907)		
Sales Promotion Expense			
25.	Sales Promotion Expense (910)		
Administrative and General Expense			
26.	Administrative and General Salaries (920)	43,487	55,925
27.	Office Supplies and Other Expenses (921)	32,602	44,191
28.	Administrative Expenses Transferred - Credit (922)		
29.	Outside Services Employed (923)	298,950	15,345
30.	Property Insurance (924)	11,809	17,297
31.	Injuries and Damages (925)	3,536	10,894
32.	Employees Pension and Benefits (926)	13,910	27,339
33.	Franchise Requirements (927)		
34.	Regulatory Commission Expenses (928)		
35.	Duplicate Charges - Credit (929)		0
36.	Institutional or Good Will Advertising Expenses (930.1)	20,412	219
37.	Miscellaneous General Expenses (930.2)	26,626	39,556
38.	Research and Development Expenses (903.3)		
39.	Rents (931)	16,353	16,544
40.	Maintenance of General Plant (932)		10,973
41.	Total Administrative and General Expenses	467,685	238,283
42.	Total Water Operation and Maintenance Expenses	846,776	667,537

WATER UTILITY PLANT IN SERVICES

Report in Column (b) entries reclassifying property from on account to another. Corrections of entries of the immediately proceeding year should be recorded in column (c) or column (d) accordingly, as they are corrections of addition or retirements. Please explain any remains in column (e) in space below schedule.

Account (a)		Balance First Of Year (b)	Additions During Year (c)	Retirements During Year (d)	Adjustments Increases or (Decreases (e)	Balance End Of Year (f)
Intangible Plant						
1.	Operations (301)	28,717				28,717
2.	Franchise and Contents (302)					
3.	Miscellaneous and Intangible Plant(303)	37,240				37,240
4.	Total Intangible Plant	65,957				65,957
Source of Supply						
5.	Land and Land Rights (310)	712				712
6.	Structures and Improvements (311)					
7.	Collecting and impounding Reservoirs (312)					
8.	Lake, River, and Other intakes (313)					
9.	Wells and Springs (314)	306,828	3,025			309,853
10.	Infiltrations collectors and Tenants (315)					
11.	Supply Mains (316)	16,801				16,801
12.	Other Water Sources Plants (317)					
13.	Total Source of Supply Plant	324,341				327,366
Pumping Plant						
14.	Land and Land Rights (320)	24,664				24,664
15.	Structures and Improvements (321)	67,624				67,624
16.	Boiler Plant Equipment (322)					
17.	Other Power Productions Equipment (323)					
18.	Stream Pumping Equipment (324)					
19.	Electric Pumping Equipment (325)	104,997				104,997
20.	Diesel Pumping Equipment (326)					
21.	Hydraulic Pumping Equipment (327)					
22.	Other pumping Equipment	126				126
23.	Total Pumping Plant	197,411				197,411
Water Treatment Plant						
24.	Land and Land Rights (330)					
25.	Structure and Improvement (331)					
26.	Water Treatment Equipment (332)	23,908				23,908
27.	Total Water Treatment Plant	23,908				23,908
Transmission and Distribution Plant						
28.	Land and Land Rights (340)	1,293				1,293
29.	Structures and Improvements (341)					
30.	Distribution Reservoirs and Standpipes (342)	844,783				844,783
31.	Transmission and Distribution Mains (343)	1,703,599	68,410			1,772,009
32.	Fire Mains (344)					
33.	Services (345)					
34.	Meters (346)	347,093	42,756			389,849
35.	Meter Installations (347)					
36.	Hydrants (348)	361				
37.	Other Transmission and Distributions Plant (349)	341,408				
38.	Total Transmissions & Distribution Plants (349)	3,238,537	111,166			3,349,703
General Plant						
39.	Land and Land Rights (389)					
40.	Structures and Improvements (390)					
41.	Office Furniture and Equipment (391)	13,062				13,062
42.	Transportation Equipment (392)	0				0
43.	Storage Equipment (393)					
44.	Trucks, Shop and Garage Equipment (394)	2,198				2,198
45.	Laboratory Equipment (395)	1,386				1,386
46.	Power Operated Equipment (396)	30,745				30,745
47.	Communication Equipment (397)	871				871
48.	Miscellaneous Equipment (398)					
49.	Other Tangible Property (399)					
50.	Total General Plant	48,262				48,262
51.	Total Water Utility Plant	3,898,416	114,191			4,012,607
52.	Report Below by plant Account balance of plant end of year for each separator water system using separate pages					

INTERDEPARTMENTAL SALES (ACCOUNT 467)

Name of Other Department (a)		Basis of Charges to Other Department (b)	Point of Delivery (C)	Gallons (000 Omitted) (d)	Revenue (e)	Revenue Per M. Gal. (Cents) (f)
1.	None					
2.						
3.						
4.						
5.						
6.						
7.						
8.						
9.						
10.						
11.						
12.						
13.						
14.						
15.						
16.						
17.						
18.						
19.						
20.						
21.	Total					

RENTS FROM WATER PROPERTIES (Account 472)

1. Report below rents received during the year for use by others of property devoted to water operations by the utility.
2. Minor rents may be entered at the total amount for each class of such rents.
3. If rents are includible which were arrived at under an arrangement for apportioning expenses of a joint facility, whereby the Amount included in this account represents profit or return on property, depreciation, and taxes, give particular and the basis Of apportionment of such charges to this account.
4. Designate if lessee is an associated company by placing an "X" in Column (b)

Name of Lessee (a)		Assoc Co. (b)	Description of Property (c)	Amount of Revenue For Year (d)
22.	None			
23.				
24.				
25.				
26.				
27.				
28.				
29.				
30.				
31.				
32.				
33.				
34.				
35.				
36.				
37.				
38.				
39.				
40.				

DEPRECIATION RESERVE – WATER UTILITY PROPERTY

Report below the information called for concerning the Depreciation Reserve of the Reporting Utility at end of year and changes during the year, and explain in the space provided below any Show separately interest credits under a sinking fund or similar method of depreciation reserve accounting.

Description or Classification of Property			Addition to Reserve		Retirements of Property	
	Annual Depreciation Rate	Balance Beginning of Year	Annual Depreciation Provision	Other Credits	Book Cost Of Property	Cost of Removal
(a)	(b)	(c)	(d)	(e)	(f)	(g)
Source of Supply Plant						
1 Structures and Improvements (311)						
2 Collecting and Impounding Reservoirs						
3 Lake, River and Other Intakes (313)						
4 Wells and Springs (314)	0.015	63224	4648			
5 Infiltration Galleries and Tunnels (315)			0			
6 Supply Mains (316)	0.022	6039	370			
7 Other Water Sources Plant (317)			0			
Pumping Plant						
8 Structures and Improvements (312)	0.02	27925	1352			
9 Boiler Plant Equipment (322)			0			
10 Other Power Production Equipment (323)			0			
11 Stream Pumping Equipment (324)			0			
12 Electric Pumping Equipment (325)	0	104997	0			
13 Diesel Pumping Equipment (326)			0			
14 Hydraulic Pumping Equipment (327)			0			
15 Other Pumping Equipment (328)	0	126	0			
Water Treatment Plant						
16 Structures and Improvements (331)			0			
17 Water Treatment Equipment (332)	0.05	17129	1195			
Transmission & Distribution Plant						
18 Structures and Improvements			0			
19 Distribution Reservoirs and Standpipes	0.022	137266	18585			
20 Transmissions and Distribution Mains	0.022	688529	38984			
21 Fire Mains (344)			0			
22 Service (345)			0			
23 Meters (346)	0.025	57276	9746			
24 Hydrants (348)	0.025	113	9			
25 Other Transmission & Distributions Plant			0			
General Plant						
26 Structures and Improvements (390)			0			
27 Office Furniture and Equipment (391)	0.05	6324	653			
28 Transportation Equipment (392)	0.209	0	0			
29 Stores Equipment (393)			0			
30 Tools, Shop and Garage Equipment (394)	0.05	1500	110			
31 Laboratory Equipment (395)	0.05	1090	69			
32 Power Operated Equipment (396)	0	30745	0			
33 Communication Equipment (397)	0	871	0			
34 Miscellaneous Equipment (398)			0			
35 Other Tangible Property (399)			0			
36 Totals		1143154	75721			
37 1. Do not use composite rate when account rate have been prescribed by the Commission.						
38 2. State if the rates shown in Column (b) were authorized by the Commission						
39 3. If answer to (2) above is yes, state whether authorization was by Commission Order or letter.						
40 4. State the date when authorized rates were made effective.						
41 5. If sub-account rates are used, show computation below which was used to arrive at account rate shown in table above:						

DEPRECIATION RESERVE - WATER UTILITY PROPERTY

Report below the information called for concerning the Depreciation Reserve of the Reporting Utility at end of year and changes during the year, and explain in the space provided below any important adjustments made during the year.

Show separately interest credits under a sinking fund or similar method of depreciation reserve accounting.

	Retirement of Property		Other Charges (j)	Balance End of Year (k)	(l)	
	Salvage Credit (h)	Net Retirements (i)				
1.					Total Depreciation Expense (Cols. (d) & (e))	75,721
2.					Less Amounts charged clearing accounts.	
3.						
4.				67,872	Plus allocation of depreciation on common plant	
5.						
6.				6,409		
7.					Total Water utility depreciation expense	
					Total Depreciation reserve (Col. K)	1,218,875
8.				29,277		
9.					Plus allocation of reserve on common plant	139,177
10.					Total depreciation reserve water utility	1,358,052
11.						
12.				104,997	Explanation of items in Col. (j):	
13.					Prior Period Adjustment (see F-11)	
14.						
15.				126		
16.						
17.				18,324		
18.						
19.				155,851		
20.				727,513		
21.						
22.						
23.				67,022		
24.				122		
25.						
26.						
27.				6,977		
28.						
29.						
30.				1,610		
31.				1,159		
32.				30,745		
34.				871		
35.						
36.				1,218,875		

SALES OF WATER - BY COMMUNITIES

1. Report below the information called for concerning sales of water by the respondent in each community (incorporated or unincorporated) served at any time during the year. For unmeasured sales report the best estimates available.
2. The information to be shown below should be on the same basis as provided in Water Operating Revenues.

Community (a)	Metered Sales General Customers (Account 461)			Unmetered Sales to General Customers (Account 460)		
	Operating Revenues (b)	Gallons Sold (000 Omitted) (c)	Avg. Number Of Customers (d)	Operating Revenue (e)	Gallons Sold (000 Omitted) (f)	Avg. Number Of Customers (g)
1.	All sold in Lake Ozark					
2.						
3.						
4.						
5.						
6.						
7.						
8.						
9.						
10.						
11.						
12.						
13.						
14.						
15.						
16.						
17.						
18.						
19.						
20.	SALES FOR RESALE (ACCOUNT 466) 1. Report below the information specified concerning water sold during the year to other water utilities or to public authorities for distribution to ultimate consumers. For unmeasured sales, report the best estimate available. 2. The quantities reported should be those shown by the bills rendered to the purchasers.					
22.	N/A					
23.						
24.						
25.						
26.						
27.						
28.						
29.						
30.						
31.						
32.						
33.						
34.						
35.						
36.						
37.						
38.						
39.						
40.						
41.						
42.						
43.						
44.						
45.						

SALES OF WATER - BY COMMUNITIES

3. If the respondent has any sales classified as Sales to irrigation Customers (Account 464) or Other Sales to Public Authorities (Account 464) include these in the total for each community and attach a schedule showing these sales in each community.

Private Fire Protection (Account 462)			Public Fire Protection (Account 463)			Total		
Operating Revenue (h)	Gallons Sold (000 Omitted) (i)	Avg. No. of Customers (j)	Operating Revenues (k)	Gallons Sold (000 Omitted) (l)	Avg. No. of Customers (m)	Operating Revenues (n)	M Gallons Sold (o)	Avg. No. of Customers (p)
1.	N/A							
2.								
3.								
4.								
5.								
6.								
7.								
8.								
9.								
10.								
11.								
12.								
13.								
14.								
15.								
16.								
17.								
18.								
19.								

SALES FOR RESALE (ACCOUNT 466)

3. Provision is made in this schedule for designating the sales according to certain statistical classifications by placing "X"s in the appropriate Columns (b) to (f). Each sales item will appear in more than one classification.

Point of Delivery (g)		Pressure at Point Of Delivery (h)	Gallons Sold (000 Omitted) (i)	Revenue (j)	Revenue per M Gallons (k)
21.	N/A				
22.					
23.					
24.					
25.					
26.					
27.					
28.					
29.					
30.					
31.					
32.					
33.					
34.					
35.					
36.					
37.					
38.					
39.					
40.					
41.					
42.					
43.					
44.					
45.					

WATER PURCHASED FOR RESALE (ACCOUNT 602)

1. Report below the information called for concerning water purchased during the year.
2. The quantities reported should be those shown by the bills rendered by the vender.
3. Provision is made in this schedule for designating water purchases according to certain statistical classifications by placing "X"s in the appropriate columns (b) to (f). Each purchase will appear in more than one classification.

[illegible]

DETAIL OF CERTAIN GENERAL EXPENSE ACCOUNTS

Report data requested for accounts as indicated. For Account 923, report total amount paid as well as amount applicable to audit Operations

Description of Item (a)		Amount (b)
1.	Acct. 923 Outside Services Employed – State total Cost, nature of service,	
2.	and	
3.	Name of each person who was paid for services includible in this account –	
4.	\$5,000 or more	
5.	Beck & Company	15,025
6.	John Summers	33,000
7.	RPS Properties	124,595
8.	Vernon Stump	124,595
9.	Others < \$5000	1,734
10.		
11.	Total	298,949
12.		
13.	Acct 924 , Property Insurance – List hereunder major classes of expenses	
14.	and also	
15.	State extent to which utility is self-insured against insurable risks to its	
16.	Property:	
17.	Premiums for insurance	11,142
18.	Dividends received from insurance companies – Credits	
19.	Amounts credited to Acct. 261, Property Insurance Reserve	
20.	Other Expenses (list major classes):	
21.		
22.		
23.		
24.		
25.		
26.		
27.		
28.		
29.		
30.		
31.	Total	11,142
32.		
33.	Acct 925. Injuries and Damages – List hereunder major classes of expense.	
34.	Also	
35.	State extent to which utility is self-insured against risks of injuries	
36.	and	
37.	Damages to employees others:	
38.	Premiums for insurance – worker's compensation	3,536
39.	Dividend received from insurance companies – Credit	
40.	Amounts credited to Acct.262 Injuries and Damages Reserve	
41.	Expenses of investigating and adjusting claims	
42.	Costs of safety and accident – Preventions activities	
43.	Other expenses (list major classes):	
44.	Officer's Life Insurance	667
45.		
46.		
47.		
48.		
49.		
50.		
51.	Total	4,203

DETAIL OF CERTAIN GENERAL EXPENSE ACCOUNTS (cont.)

Description of Item (a)					Amount (b)		
1.	Acct. 926 Employee Pensions and Benefits – Report total amount for utility						
2.	Hereunder and show credit for amounts transferred to construction or other						
3.	Accounts, leaving the net balance in Acct. 926:						
4.	Pension accruals or payments to pension funds						
5.	Pension payments under unfunded basis						
6.	Employee's benefits (life, health, accident and hospital insurance etc.)				13,910		
7.	Expenses of educational and recreational activities for employee						
8.	Other Expenses (list major items):						
9.							
10.							
11.							
12.							
13.	Total				13,910		
14.							
15.	Acct. 928 Regulatory Commission Expenses:						
16.	1. Give the particulars called for below concerning all expenses incurred						
17.	During the year in connection with formal cases before regulatory						
18.	Commissions, or other regulatory bodies, or cases in which such a body was						
19.	a party.						
20.	2. Include in description, the case, the name of regulatory body and case						
21.	Or docket number.						
22.	3. Include as expenses charged off during the year (Column (g), the						
23.	amount of any deferred regulatory commission expenses amortized for						
24.	Year.						
25.							
26.	Expenses Incurred During Year						
27.	Assessed by						
28.	Regulatory						
29.	Commission						
30.	Expenses of						
31.	Utility						
32.	Total						
33.	Transferred						
34.	To Misc.						
35.	Deferred Debits						
36.	(Acct 186)						
37.	Charged off During Year						
38.	Acct No.						
39.	Amount						
40.	Description of Case						
41.	(a)						
42.	(b)						
43.	(c)						
44.	(d)						
45.	(e)						
46.	(f)						
47.	(g)						
48.							
49.							
50.							
51.							
52.							
53.							
54.							
55.							
56.							
57.							
58.							
59.							
60.							
61.							
62.							
63.							
64.							
65.							
66.							
67.							
68.							
69.							
70.							
71.							
72.							
73.							
74.							
75.							
76.							
77.							
78.							
79.							
80.							
81.							
82.							
83.							
84.							
85.							
86.							
87.							
88.							
89.							
90.							
91.							
92.							
93.							
94.							
95.							
96.							
97.							
98.							
99.							
100.							
101.							
102.							
103.							
104.							
105.							
106.							
107.							
108.							
109.							
110.							
111.							
112.							
113.							
114.							
115.							
116.							
117.							
118.							
119.							
120.							
121.							
122.							
123.							
124.							
125.							
126.							
127.							
128.							
129.							
130.							
131.							
132.							
133.							
134.							
135.							
136.							
137.							
138.							
139.							
140.							
141.							
142.							
143.							
144.							
145.							
146.							
147.							
148.							
149.							
150.							
151.							
152.							
153.							
154.							
155.							
156.							
157.							
158.							
159.							
160.							
161.							
162.							
163.							
164.							
165.							
166.							
167.							
168.							
169.							
170.							
171.							
172.							
173.							
174.							
175.							
176.							
177.							
178.							
179.							
180.							
181.							
182.							
183.							
184.							
185.							
186.							
187.							
188.							
189.							
190.							
191.							
192.							
193.							
194.							
195.							
196.							
197.							
198.							
199.							
200.							
201.							
202.							
203.							
204.							
205.							
206.							
207.							
208.							
209.							
210.							
211.							
212.							
213.							
214.							
215.							
216.							
217.							
218.							
219.							
220.							
221.							
222.							
223.							
224.							
225.							
226.							
227.							
228.							
229.							
230.							
231.							
232.							
233.							
234.							
235.							
236.							
237.							
238.							
239.							
240.							
241.							
242.							
243.							
244.							
245.							
246.							
247.							
248.							
249.							
250.							
251.							
252.							
253.							
254.							
255.							
256.							
257.							
258.							
259.							
260.							
261.							
262.							
263.							
264.							
265.							
266.							
267.							
268.							
269.							
270.							
271.							
272.							
273.							
274.							
275.							
276.							
277.							
278.							
279.							
280.							
281.							
282.							
283.							
284.							
285.							
286.							
287.							
288.							
289.							
290.							
291.							
292.							
293.							
294.							
295.							
296.							
297.							
298.							
299.							
300.							
301.							
302.							
303.							
304.							
305.							
306.							
307.							
308.							
309.							
310.							
311.							
312.							
313.							
314.							
315.							
316.							
317.							
318.							
319.							
320.							
321.							
322.							
323.							
324.							
325.							
326.							
327.							
328.							
329.							
330.							
331.							
332.							
333.							
334.							
335.							
336.							
337.							
338.							
339.							
340.							
341.							
342.							
343.							
344.							
345.							
346.							
347.							
348.							
349.							
350.							
351.							
352.							
353.							
354.							
355.							
356.							
357.							
358.							
359.							
360.							
361.							
362.							
363.							
364.							
365.							
366.							
367.							
368.							
369.							
370.							
371.							
372.							
373.							
374.							
375.							
376.							
377.							
378.							
379.							
380.							
381.							
382.							
383.							
384.							
385.							
386.							
387.							
388.							
389.							
390.							
391.							
392.							
393.							
394.							
395.							
396.							
397.							
398.							
399.							
400.							
401.							
402.							
403.							
404.							
405.							
406.							
407.							
408.							
409.							
410.							
411.							
412.							
413.							
414.							
415.							
416.							
417.							
418.							
419.							
420.							
421.							
422.							
423.							
424.							
425.							
426.							
427.							
428.							
429.							
430.							
431.							
432.							
433.							
434.							
435.							
436.							
437.							
438.							
439.							
440.							
441.							
442.							
443.							
444.							
445.							
446.							
447.							
448.							
449.							
450.							
451.							
452.							
453.							
454.							
455.							
456.							
457.							
458.							
459.							
460.							
461.							
462.							
463.							
464.							
465.							
466.							
467.							
468.							
469.							
470.							
471.							
472.							
473.							
474.							
475.							
476.							
477.							
478.							
479.							
480.							
481.							
482.							
483.							
484.							
485.							
486.							
487.							
488.							
489.							
490.							
491.							
492.							
493.							

RESERVOIRS STANDPIPES PRESSURE TANKS AND PURIFICATION SYSTEM

	Particulars (a)	Units (b)	Units (c)	Units (d)	Units (e)	Units (f)
	Reservoirs					
1.	Identification No. Name or description of each					
2.	Flexes ion or Relief					
3.	Use (source of supply or clear water)					
4.	Kind (earthen or masonry)					
5.	Covered or opened					
6.	Elevated above pumping station					
7.	Distance from pumping station					
8.	Total capacity in gallons					
9.	Inside dimension					
	Standpipes or elevated Tanks					
10.	Identification Number or description of each					
11.	Materials (steel, wood, concrete. Etc	Steel	Steel	Steel		
12.	Height of water column	10	32	140		
13.	Diameter of tank	12	64.4			
14.	Height of tank	100	32	140		
15.	Elevation of inlet above pumping station	Same	Same			
16.	Distance from pumping station					
17.	Capacity of each in gallons	86,000	750,000	400,000		
	Pressure Tanks					
18.	Identification number or description					
19.	Material					
20.	Length of tank					
21.	Diameter if tank					
22.	Capacity					
	Purification Systems	Well No. 1	Well No. 2	Well No. 3	Well No. 4	
23.	Describe pretreatment if any					
24.	Function of plant - filter, soften, etc.					
25.	Aerators type					
26.	Sedimentation					
27.	Dimension of each settling basin					
28.	Kind of coagulant					
29.	Pounds per million gallons					
30.	Sand filtration - slow or rapid					
31.	Number of beds					
32.	Open or covered					
33.	Surface dimension					
34.	Capacity of beds - gallons per day					
35.	Mixing units type					
36.	Dimensions					
37.	Flocculates type					
38.	Dimensions					
39.	Sterilization - Is water sterilized?					
40.	Agent used (liquid, chlorine, etc.)					
41.	Chlorinating equipment:					
42.	Manufacturer	Injector		Injector	Injector	
43.	Type	Regal		Regal	Regal	
44.	Points of application	200		200	200	
45.	Pounds per million gallon	Dist.	Dist.	Dist.	Dist.	
46.	Pressures filters	1 ppm	N/A	1-2 ppm	1-2 ppm	
47.	Type of each	N/A	N/A	N/A	N/A	
48.	Capacity of each	N/A	N/A	N/A	N/A	
49.	Hardness of water treated	N/A	N/A	N/A	N/A	
50.	Corrosion control chemical agent	19 grams	23 grams	21 grams	23 grams	
51.	Pound per million gallons	None	None	None	None	
52.	Type of feeders (dry or ????)	None	None	None	None	
53.	Total H. P. of all motors					
54.	How frequently is an analysis of water made					

SOURCE OF WATER SUPPLY
 Show all data separately for each source of supply

A SURFACE WATERS								
Description and Location of Source (Give Name) (a)	Identification Numbers (b)	Capacity (c)	Distance of Intake from Shore (d)	Depth of intake Port Below Surface of Water (e)	Kind of Conduit (f)	Length and size of conduit (g)		
Impounding Reservoirs								
1.								
2.								
3.								
4.								
Lakes								
5.								
6.								
Streams								
7.								
8.								
9.								
10.								
B. Ground Waters								
Description and Location of Source (a)	Identification Number (b)	Static Water Level Feet (c)	Draw Down Feet (d)	Pump Setting Feet (e)	Depth Feet (f)	Diameter Feet (g)	Yield in Gal per Minute (h)	Pumping Method (direct suction, air lift, or deep well pump) (i)
Wells								
11. Cherokee Road	Well No. 1	265	75	590	1158	10	320	Deep Well Pump
12. Hogan Drive	Well No. 2	315	115	850	1160	10	135	Deep Well Pump
13. Ridgewood Court	Well No. 3	288	50	548	1160	10	380	Deep Well Pump
14. Bittersweet Road	Well No. 4	280	50	525	1204	10	460	Deep Well Pump
15.								
16.								
Springs								
17.								
18.								
19.								
Infiltration Galleries on Collecting Wells								
20.								
21.								
22.								
C. PURCHASED WATERS								
Description and Locations of Source (Give Names) (a)	Name of Vendor (b)	Capacity of Sources Gallons per Minutes (c)	Cost per M Gallons (d)	Purchased During Year - Gallons (e)				
23.								
24.								
25.								

FEET OF TRANSMISSION AND DISTRIBUTION MAINS

1. Explain any important items included in Column (h).
2. New mains are those laid primarily for the purpose of serving new customers: Replacements are mains laid to serve customers already receiving water service regardless of the size of mains replaced.

Kind of Pipe (Cast, Iron, Galv. Steel, Cement, Asbestos, Plastic, etc.) (a)	Diameters In Inches (b)	In Use First of Year (c)	Added During Year			Retirements During Year (g)	Adjustments Dr. or (Cr.) (h)	In Use End of Year (i)
			New Mains (d)	Replacements (e)	Total (f)			
1. Trans Mains								
2.								
3.								
4.								
5.								
6.								
7.								
8. Total Trans								
9. Dist. Mains								
10. Plastic	1	3,096	1,608					3,096
11.	1.5	490						490
12.	2	2,640	420					2,640
13.	3	4,158	370					4,158
14.	4	3,806						3,806
15.	6	173,558	1,220					173,558
16.	8	8,196						8,196
17.	10	4,300						4,300
18.	12	2,370						2,370
19.								
20.								
21.								
22.								
23.								
24.								
25. Total Dist.		202,614	3,618					206,212

SERVICES

Size and Kind of Pipe (a)	Utility Owned Services in Use				
	First of Year (b)	Added During Year (c)	Removed or Disconnected During Year (d)	End of Year (e)	Service in use end of year and included in Unit Lot Accts. (f)
27.					
28.					
29.					
30.					
31. Plastic 3/4"	1,198	518		1,716	
32. 1"	18			18	
33. 2"	13			13	
34. 3"	5			5	
35. 4"	3			3	
36. 6"	12			12	
37.					
38.					
39.					
40.					
41.					
42.					
43.					
44.					
45.					

METERS

Use (a)	Size (b)	Number of Utility Owned Meters				Number of Meters Owned by Customers in Use End of Year (g)
		First of Year (c)	Adding During Year (d)	Removed or Disconnected During Year (e)	End of Year (f)	
1. Residential Use	¾"	1,198	80		1278	
2.	1"	17	4		21	
3.	2"	9	2		11	
4.	3"	4			4	
5.	4"	3			3	
6.	6"	9			9	
7.						
8. Total in Residential Use		1,240	86		1,326	
9. In Commercial Use	¾"	6				
10.	1"	1				
11.	2"	4				
12.	3"	1				
13.	4"	1				
14.	6"	5				
15.						
16. Total in Commercial Use		18			18	
17. In Industrial Use						
18.						
19.						
20.						
21.						
22. Total in Industrial Use						
23. In Public Use						
24.						
25.						
26.						
27.						
28. Total in Public Use						
29. Total in use						
30. In Stock\						
31. Total All Meters		1,258			1,344	

HYDRANTS

Description (Size of Branch or valve opening, manufacturer, type, number and size of nozzles, etc.)	Number of Utility Owned Hydrants				Number Customer Owned Hydrants in Service End of Year (f)
	No. in Service First of Year (b)	Added During Year (c)	Removed During Year (d)	No. in Service End of Year (e)	
32. Public Fire Protection					
33. American Darling	6			6	
34. Mueller	5			5	
35. Clow AWWA	4			4	
36.					
37. Private Fire Protection					
38. Watrous	3			3	3
39. Annister	1			1	1
40. Clow AWWA	1			1	1
41. American Darling	13			13	13
42. Mueller	5			5	5
43.					
44.					
45. Total Hydrants Other than Fire	171			171	
46. Total All Hydrants	209			209	
47.					

POWER, PUMPING AND PURCHASED WATER STATISTICS

	Particulars (a)	Purchased Water (b)	Electric Power (c)	(d)	Total All Methods (e)
1.	Gallons Station Pumping into Distribution Main				
2.	January	0	15,265,000		15,265,000
3.	February	0	13,467,000		13,467,000
4.	March	0	17,032,000		17,032,000
5.	April	0	19,222,000		19,222,000
6.	May	4,211,000	18,490,000		22,701,000
7.	June	5,387,000	19,136,000		24,523,000
8.	July	10,011,000	27,674,000		37,685,000
9.	August	11,739,000	28,284,000		40,023,000
10.	September	6,541,000	17,943,000		24,484,000
11.	October	6,210,000	17,444,000		23,654,000
12.	November	3,426,000	13,504,000		16,930,000
13.	December	4,349,000	12,446,000		16,795,000
14.	Total For Year	51,874,000	219,907,000		271,781,000
15.	Maximum Gallons Pumped by all methods in any one day		Date: 7-30-03 1,772,900		
16.	Minimum gallons pumped by all methods in any one day		Date: 2-5-03 277,100		
17.	Total gallons of water passed through customers' meters during year		206,779,000		
18.	Total gallon of first stage pumping (estimated if not metered)				
19.	Type of power used for first stage pumping				
20.	Utility supplying electricity for pumping				
21.	Total amount paid for electric demand Kilowatts				
22.	Total amount paid for electric energy - kilowatt hours				
23.	Total amount paid for electricity for pumping during year				
24.	Total amount of electricity used for pumping - kilowatt hours				
25.	Measured or estimated gallons of water used in backwashing during year				
26.	Measured or estimated gallons of water in blowing settling basin				
27.	Maximum number of fire streams in use at one time during year				
28.	Range of pressure on mains as measured at station: ordinary				
29.	Average static head against which pumps work, in fact				
30.					
31.					
32.	If water is purchased for resale, indicate the Following:				
33.	Vendor				
34.	Point of Delivery				
35.	If Water is sold to other water utilities for redistribution, list names of such utilities below.				
36.					
37.					
38.					
39.					
40.					
41.					
42.					
43.					
44.					
45.					
46.					
47.					
48.					
49.	First stage pumping applies only when water is pumped twice before entering distribution system, and the term is defined as pumping from				
50.	From source of supply to suction well or reservoir from which water is pumped into distribution mains.				

PUMPING STATION EQUIPMENT

Use separate columns for each pump and associated power equipment. Use inserts sheets if necessary. For pumps use only those lines applicable to the unit.

Particulars (a)		(b)	(c)	(d)	(e)
PUMPING EQUIPMENT					
1.	Identification number or description of well or other source of supply to which pump is connected.	Well No. 1	Well No. 2	Well No. 3	Well No. 4
2.	Identification number, description. Of each pump	300S600	150S400	385S750	385S750
3.	Type of (displacement, centrifugal air lift, turbine)	Turbine	Turbine	Turbine	Turbine
4.	Purpose of Pump (low lift, distribution, etc.	Distribution	Distribution	Distribution	Distribution
5.	Manufacture	Grundfos	Grundfos	Grundfos	Grundfos
6.	Rated capacity – gallons per minute	320	135	380	465
7.	Discharge head – in feet	520	788	625	625
8.	Revolutions or strokes per minutes	3,450	3,450	3,450	3,450
9.	Number of stages	14	23	10	10
10.	Connection-belt gear or direct	Direct	Direct	Direct	Direct
11.	No. of hours operated during year	1,951.1	2,053.3	3,447.4	4,448.5
Power Equipment					
12.	Motive power for pump (stream, gas or oil or oil engine electric motor, or water turbine):	Electric	Electric	Electric	Electric
13.	Type	3X460V	3X460V	3X460V	3X460V
14.	Manufacturer	Franklin	Franklin	Franklin	Franklin
15.	Rated Horsepower	60	40	75	75
16.	Boiler Data:				
17.	Identification number or description				
18.	Manufacturer				
19.	Type (water, tube, tub vert, tub horizon)				
20.	Rated horsepower				
21.	Electric generators:				
22.	Identification number or description				
23.	Manufacturer				
24.	Motive Power (steam, gas or oil, hydraulic)				
25.	Connection-belt, gear or direct				
26.	Rated capacity in kilowatt- amperes				
27.	Air Compressors:				
28.	Identification numbers or description				
29.	Manufacture				
30.	Bore or stroke				
31.	Size or air discharge head				
32.	Submergence of air lift head in feet, when not pumping				
33.	Estimated average draw-down during operation				
34.	Pounds pressure required to blow well				
35.	Pounds pressure required after air lifts begins operating				