

Exh. 31

Missouri Rural Water Association Rate Survey 2002



**Quality
On Tap!**
Our Commitment  Our Profession

Price: \$15

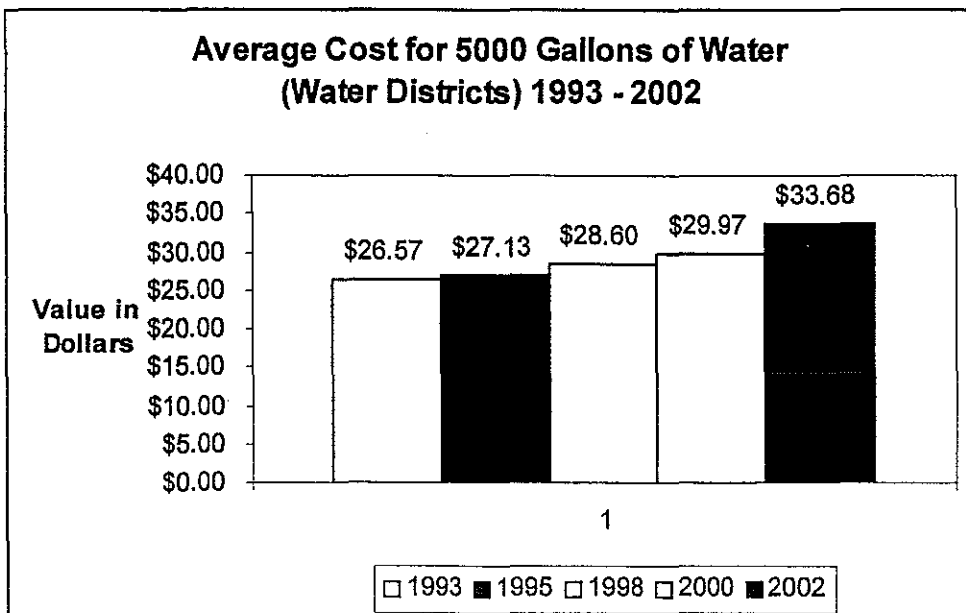
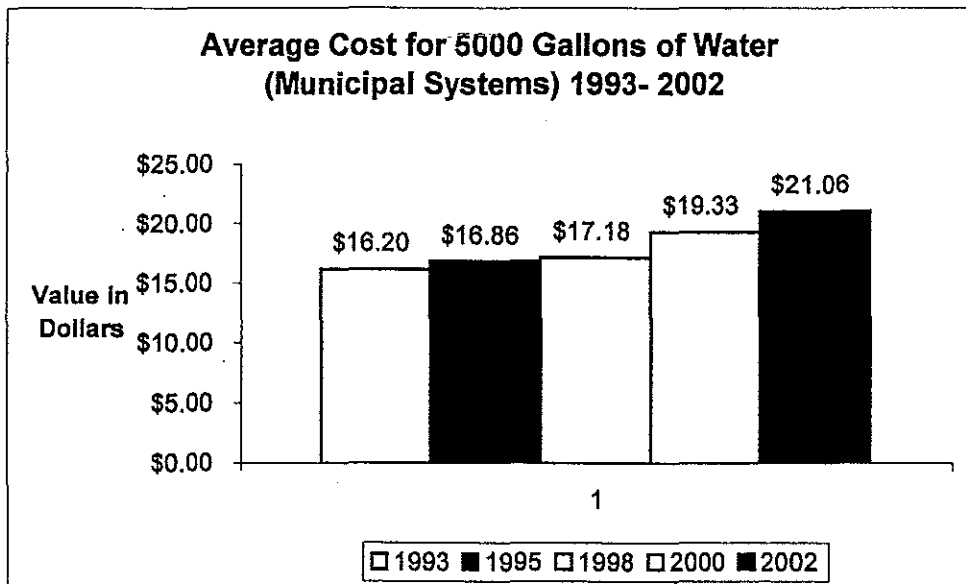
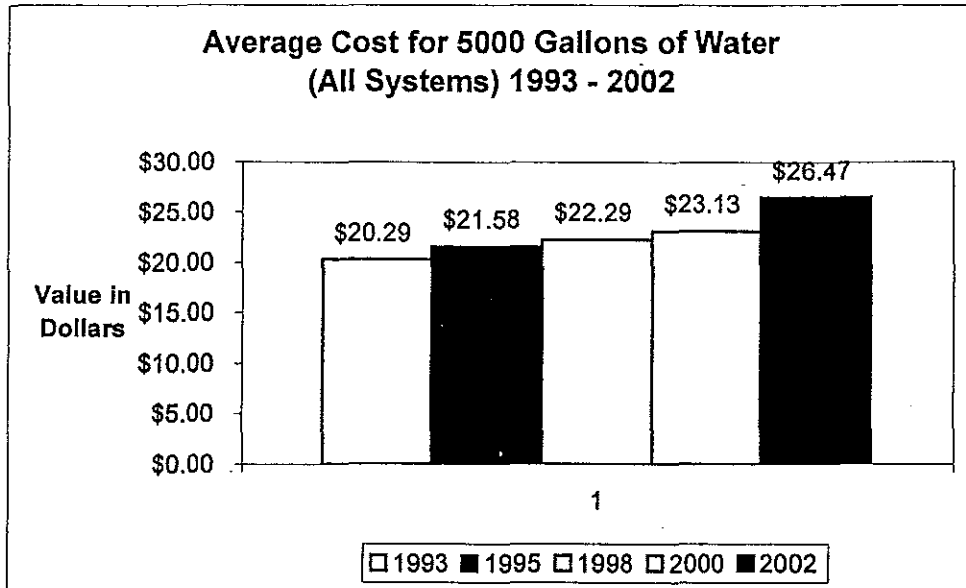
Comparison of Water Rates 1993 - 2002

	1993	1995	1998	2000	2002
Average minimum charge for water (All Systems)	\$8.01	\$8.68	\$8.80	\$9.34	\$10.41
Average minimum charge for water (Municipal Systems)	\$6.66	\$6.88	\$7.05	\$7.91	\$8.38
Average minimum charge for water (Water Districts)	\$9.66	\$10.24	\$10.90	\$11.80	\$12.96
Average cost for 5000 gallons of water (All Systems)	\$20.29	\$21.58	\$22.29	\$23.13	\$26.47
Average cost for 5000 gallons of water (Municipal Systems)	\$16.20	\$16.86	\$17.18	\$19.33	\$21.06
Average cost for 5000 gallons of water (Water Districts)	\$26.57	\$27.13	\$28.60	\$29.97	\$33.68

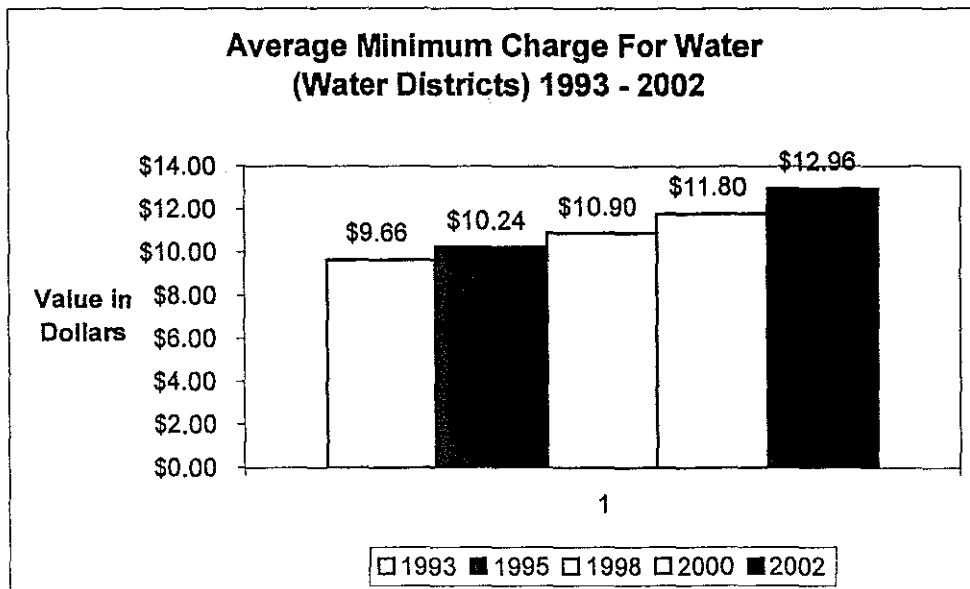
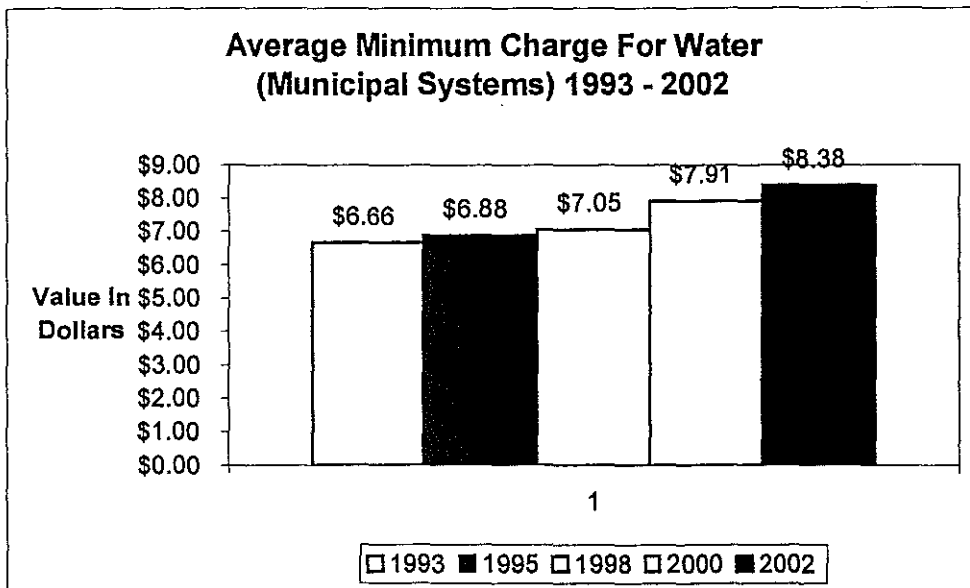
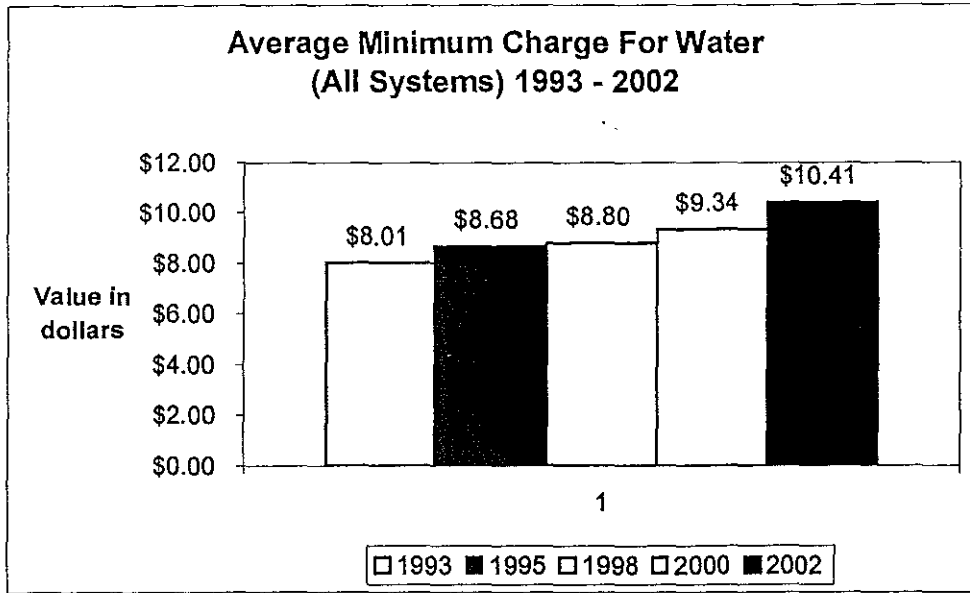
Average Amount of Customer Deposits

	If Renter	If Owner
All Systems	\$71.30	\$48.71
Municipal Systems	\$69.82	\$52.56
Water Districts	\$73.99	\$44.65

Charting Cost Trends



Charting Cost Trends



Missouri Rural Water Association
Rate Survey 2002



Water Rates

System Water Rates

Type	Conn	County	Minimum	1st Thou	2nd Thou	3rd Thou	4th Thou	5th Thou	Cost for 5000 gals	All rest
										per 1000
City	19	Ste. Gen	\$13.75	with min	\$ 4.45	\$ 4.45	\$ 4.45	\$ 4.45	\$31.55	\$4.75
City	21	Nodaway	\$4.80	with min	\$ 4.00	\$ 4.00	\$ 4.00	\$ 4.00	\$20.80	\$3.80
Private	27	Pettis	\$12.50	with min	with min	with min	with min	with min	\$12.50	with min
District	40	Saline	\$11.00	with min	\$ 4.25	\$ 4.25	\$ 4.25	\$ 4.25	\$28.00	\$4.25
City	45	Polk	\$10.00	with min	\$ 4.60	\$ 4.60	\$ 4.60	\$ 4.60	\$28.40	\$4.60
City	48	Chariton	\$13.00	with min	\$ 5.00	\$ 5.00	\$ 5.00	\$ 5.00	\$33.00	\$5.00
City	75	Pettis	\$4.50	with min	\$ 2.60	\$ 2.60	\$ 2.30	\$ 2.30	\$14.30	\$2.00
City	80	Andrew	\$10.00	with min	\$ 5.00	\$ 5.00	\$ 5.00	\$ 5.00	\$30.00	\$5.00
City	85	Clay	\$7.00	with min	\$ 0.70	\$ 0.70	\$ 0.70	\$ 0.70	\$9.80	\$0.70
City	85	Jackson	\$11.00	with min	\$3.20	\$2.80	\$ 2.80	\$ 2.80	\$22.60	\$2.80
City	87	Camden	\$6.25	with min	\$ 6.25	\$ 2.50	\$ 2.50	\$ 2.50	\$20.00	\$2.50
City	90	Reynolds	\$5.00	with min	\$ 2.00	\$ 2.00	\$ 2.00	\$ 2.00	\$13.00	\$2.00
City	91	Daviess	\$14.00	with min	\$ 12.00	\$ 10.00	\$ 10.00	\$ 10.00	\$56.00	\$10.00
City	95	Sullivan	\$10.00	with min	\$ 4.50	\$ 4.50	\$ 4.50	\$ 4.50	\$28.00	\$4.50
City	98	Schuyler	\$10.44	with min	\$ 6.78	\$ 6.15	\$ 5.51	\$ 5.39	\$34.27	\$5.39
City	100	St. Clair	\$8.00	with min	\$ 2.40	\$ 2.40	\$ 1.90	\$ 1.90	\$16.60	\$1.20
City	100	Nodaway	\$6.25	with min	\$ 1.88	\$ 1.87	\$ 1.56	\$ 1.57	\$13.13	\$1.50
Private	105	Stone	\$16.13	with min	with min	with min	with min	with min	\$16.13	\$2.45
City	105	Pettis	\$9.00	with min	\$ 3.00	\$ 3.00	\$ 3.00	\$ 3.00	\$21.00	\$3.00
City	105	Shelby	\$14.35	with min	\$ 7.50	\$ 7.50	\$ 7.50	\$ 7.50	\$44.35	\$7.50
City	110	Grundy	\$10.70	with min	\$ 9.00	\$ 8.25	\$ 8.25	\$ 8.25	\$44.45	\$8.25
District	110	Cole	\$7.00	with min	\$ 3.00	\$ 2.00	\$ 1.50	\$ 1.50	\$15.00	\$1.50
City	112	Carter	\$5.00	with min	\$ 0.20	\$ 0.20	\$ 0.20	\$ 0.20	\$5.80	\$0.20
City	115	Saline	\$10.90	with min	with min	\$ 3.90	\$ 3.90	\$ 3.90	\$22.60	\$3.90
City	120	Cooper	\$8.50	with min	\$ 2.00	\$ 2.00	\$ 2.00	\$ 2.00	\$16.50	\$2.00
City	120	Montgomery	\$3.75	with min	\$ 1.00	\$ 1.00	\$ 0.80	\$ 0.80	\$7.35	\$0.80
City	123	Nodaway	\$10.00	with min	\$ 3.50	\$ 3.50	\$ 3.50	\$ 3.50	\$24.00	\$3.50
City	125	Lafayette	\$10.00	with min	\$ 5.00	\$ 5.00	\$ 5.00	\$ 5.00	\$30.00	\$4.00
City	125	Newton	\$6.50	with min	with min	\$ 3.00	\$ 3.00	\$ 3.00	\$15.50	\$0.60
City	128	Bates	\$6.50	with min	\$ 5.00	\$ 5.00	\$ 5.00	\$ 5.00	\$26.50	\$5.00
City	130	Mississippi	\$11.50	with min	with min	\$ 2.25	\$ 2.25	\$ 2.25	\$18.25	\$3.00
District	140	Bates	\$12.30	with min	\$ 9.80	\$ 9.80	\$ 9.80	\$ 9.80	\$51.50	\$9.80
City	140	Grundy	\$10.50	with min	\$ 9.00	\$ 8.00	\$ 7.00	\$ 7.00	\$41.50	\$7.00
City	142	Caldwell	\$9.02	with min	\$ 8.00	\$ 8.00	\$ 7.00	\$ 7.00	\$39.02	\$7.00
City	144	Polk	\$6.00	with min	with min	\$ 1.50	\$ 1.00	\$ 0.75	\$9.25	\$0.75
City	144	Madison	\$10.00	with min	\$ 1.50	\$ 1.50	\$ 1.50	\$ 1.50	\$16.00	\$1.50
City	155	Platte	\$7.34	with min	\$ 2.25	\$ 2.25	\$ 2.25	\$ 2.25	\$16.34	\$2.25
City	164	Pike	\$16.00	with min	\$ 9.00	\$ 9.00	\$ 9.00	\$ 9.00	\$52.00	\$9.00
City	165	Carroll	\$8.00	with min	\$ 4.80	\$ 3.20	\$ 1.60	\$ 1.40	\$19.00	\$1.40
City	165	Holt	\$10.00	with min	\$ 3.75	\$ 3.75	\$ 3.75	\$ 3.75	\$25.00	\$3.75
District	180	Gentry	\$20.00	with min	\$ 7.85	\$ 7.85	\$ 7.85	\$ 7.85	\$51.40	\$7.85
City	181	Dade	\$5.90	with min	with min	\$ 1.00	\$ 2.00	\$ 1.75	\$10.65	\$1.25
City	184	Dekalb	\$14.50	with min	\$ 3.50	\$ 3.50	\$ 3.50	\$ 3.50	\$28.50	\$4.00
District	185	New Madrid	\$7.50	with min	\$ 0.35	\$ 0.35	\$ 0.35	\$ 0.35	\$8.90	\$0.35
City	186	Moniteau	\$12.50	with min	with min	\$ 3.00	\$ 3.00	\$ 3.00	\$21.50	\$3.00
District	198	Greene	\$5.00	with min	\$ 2.00	\$ 2.00	\$ 1.00	\$ 1.00	\$11.00	\$1.00
District	198	Bates	\$22.00	with min	\$ 12.00	\$ 7.50	\$ 7.50	\$ 7.50	\$56.50	\$7.50
City	200	Dallas	\$12.00	with min	\$ 3.00	\$ 2.00	\$ 2.00	\$ 2.00	\$21.00	\$2.00
City	200	Dallas	\$12.00	with min	\$ 1.00	\$ 2.00	\$ 2.00	\$ 2.00	\$19.00	\$2.00
City	200	Nodaway	\$8.00	\$5.00	\$ 5.00	\$ 5.00	\$ 5.00	\$ 5.00	\$33.00	\$5.00
District	201	Ozark	\$15.00	with min	\$ 3.00	\$ 3.00	\$ 3.00	\$ 3.00	\$27.00	\$3.00

System Water Rates

Type	Conn	County	Minimum	1st Thou	2nd Thou	3rd Thou	4th Thou	5th Thou	Cost for 5000 gals	All rest
District	205	Cooper	\$15.40	with min	\$ 5.17	\$ 2.42	\$ 1.21	\$ 1.21	\$25.41	\$1.50
City	210	Washington	\$8.16	with min	\$ 0.75	\$ 0.50	\$ 0.50	\$ 0.50	\$10.41	\$0.50
City	210	Schulyer	\$12.00	with min	\$ 4.00	\$ 4.00	\$ 4.00	\$ 4.00	\$28.00	\$4.00
City	210	Henry	\$10.00	with min	\$ 6.00	\$ 6.00	\$ 6.00	\$ 6.00	\$34.00	\$6.00
City	213	Mercer	\$8.05	with min	\$ 7.85	\$ 6.55	\$ 6.55	\$ 6.55	\$35.55	\$6.55
City	215	Cass	\$17.20	with min	with min	\$ 11.11	\$ 11.11	\$ 11.11	\$50.53	\$11.11
City	215	Henry	\$8.50	with min	\$ 4.70	\$ 4.70	\$ 4.70	\$ 4.70	\$27.30	\$4.50
City	216	Stoddard	\$4.00	with min	with min	\$ 0.65	\$ 1.25	\$ 1.25	\$7.15	\$1.00
City	216	Vernon	\$5.50	with min	\$ 0.60	\$ 2.40	\$ 3.60	\$ 4.80	\$16.90	\$4.80
City	218	Dent	\$9.00	with min	with min	\$ 1.50	\$ 0.75	\$ 0.75	\$12.00	\$0.75
City	220	Wright	\$3.50	with min	\$ 1.80	\$ 1.80	\$ 1.80	\$ 1.80	\$10.70	\$1.00
City	222	Butler	\$10.00	with min	with min	\$ 2.00	\$ 1.70	\$ 1.40	\$15.10	\$1.15
District	225	New Madrid	\$10.50	with min	with min	\$ 2.75	\$ 2.75	\$ 2.75	\$18.75	\$2.60
City	231	Carter	\$4.50	with min	\$ 0.50	\$ 1.00	\$ 0.75	\$ 0.50	\$7.25	\$0.40
City	232	Cooper	\$6.00	with min	with min	\$ 1.50	\$ 1.50	\$ 1.50	\$10.50	\$1.50
City	236	Cass	\$16.00	with min	\$ 7.50	\$ 7.50	\$ 7.50	\$ 7.50	\$46.00	\$7.50
City	242	Harrison	\$12.50	with min	\$ 9.50	\$ 6.00	\$ 4.00	\$ 4.00	\$36.00	\$4.00
City	243	Ray	\$14.95	with min	with min	\$ 7.80	\$ 7.80	\$ 7.80	\$38.35	\$7.80
City	245	Carroll	\$8.10	with min	\$ 5.10	\$ 5.10	\$ 5.10	\$ 5.10	\$28.50	\$5.10
City	250	Hickory	\$3.60	with min	\$ 0.50	\$ 1.00	\$ 1.00	\$ 1.00	\$7.10	\$0.70
City	250	Polk	\$7.40	with min	\$ 2.50	\$ 2.50	\$ 2.50	\$ 2.50	\$17.40	\$2.50
District	250	Scott	\$30.00	with min	with min	with min	with min	with min	\$30.00	\$3.00
City	250	Morgan	\$6.50	with min	\$ 6.50	\$ 6.50	\$ 6.50	\$ 6.50	\$32.50	\$6.50
City	250	Caldwell	\$9.50	with min	\$ 2.35	\$ 2.35	\$ 2.35	\$ 2.35	\$18.90	\$2.52
City	256	Lincoln	\$12.50	with min	\$ 7.50	\$ 6.50	\$ 5.50	\$ 5.50	\$37.50	\$5.50
City	267	Henry	\$11.50	with min	\$ 9.00	\$ 9.00	\$ 9.00	\$ 9.00	\$47.50	\$9.00
District	270	Clinton	\$17.50	with min	\$ 10.00	\$ 10.00	\$ 9.00	\$ 8.00	\$54.50	\$8.00
District	272	Cape Girardeau	\$7.00	with min	\$ 2.80	\$ 3.50	\$ 2.00	\$ 1.75	\$17.05	\$1.75
City	274	New Madrid	\$7.00	with min	with min	\$ 1.90	\$ 1.90	\$ 1.90	\$12.70	\$1.90
City	275	Nodaway	\$12.85	with min	with min	\$ 3.00	\$ 3.00	\$ 3.00	\$3.00	\$3.00
City	280	Jasper	\$4.00	with min	\$ 0.80	\$ 0.80	\$ 0.80	\$ 0.65	\$7.05	\$0.65
District	281	Clinton	\$10.00	with min	\$ 5.20	\$ 5.20	\$ 5.20	\$ 5.20	\$30.80	\$5.20
City	281	Mississippi	\$12.00	with min	with min	with min	with min	with min	\$12.00	\$1.80
City	284	Iron	\$7.92	with min	with min	with min	with min	\$ 1.44	\$9.36	\$1.04
City	285	Nodaway	\$10.00	with min	\$ 6.00	\$ 6.00	\$ 6.00	\$ 6.00	\$34.00	\$6.00
City	286	Callaway	\$13.87	with min	with min	\$ 3.94	\$ 3.94	\$ 3.94	\$25.69	\$3.94
City	290	New Madrid	\$8.48	with min	with min	\$ 3.00	\$ 3.00	\$ 3.00	\$17.48	\$3.00
City	290	Texas	\$8.70	with min	\$ 1.75	\$ 1.75	\$ 1.75	\$ 1.75	\$15.70	\$1.75
District	290	Platte	\$15.00	\$3.75	\$ 3.75	\$ 3.75	\$ 3.75	\$ 3.75	\$33.75	\$3.75
District	300	Atchison	\$10.00	\$5.95	\$ 6.30	\$ 6.30	\$ 6.30	\$ 6.30	\$41.15	\$4.20
City	305	Laclede	\$7.70	with min	with min	\$ 2.63	\$ 1.54	\$ 1.54	\$13.41	\$1.65
District	314	Bates	\$13.75	with min	\$ 8.50	\$ 4.85	\$ 4.85	\$ 4.85	\$36.80	\$4.85
City	320	Dekalb	\$15.09	with min	\$ 7.94	\$ 7.94	\$ 7.94	\$ 7.94	\$46.85	\$6.84
City	324	Greene	\$7.50	\$1.75	\$ 1.75	\$ 1.75	\$ 1.75	\$ 1.75	\$16.25	\$1.75
City	326	Dunklin	\$5.58	with min	with min	with min	\$ 0.85	\$ 0.85	\$7.28	\$0.85
City	334	Montgomery	\$7.00	with min	\$ 2.50	\$ 2.50	\$ 2.50	\$ 2.50	\$17.00	\$2.50
City	338	Daviess	\$10.27	with min	with min	\$ 2.70	\$ 2.70	\$ 2.70	\$18.37	\$1.72
City	340	Miller	\$4.00	with min	\$ 1.35	\$ 1.35	\$ 1.35	\$ 1.35	\$9.40	\$1.35
City	340	Maries	\$5.50	with min	\$ 2.00	\$ 2.00	\$ 2.00	\$ 2.00	\$13.50	\$2.00
City	350	Montgomery	\$9.72	with min	\$ 3.00	\$ 3.00	\$ 3.00	\$ 3.00	\$21.72	\$2.40
District	356	Andrew	\$9.00	with min	\$ 5.00	\$ 5.00	\$ 5.00	\$ 5.00	\$29.00	\$3.00
District	357	Clay	\$12.50	with min	\$ 5.00	\$ 5.00	\$ 5.00	\$ 5.00	\$32.50	\$5.00

System Water Rates

Type	Conn	County	Minimum	1st Thou	2nd Thou	3rd Thou	4th Thou	5th Thou	Cost for 5000 gals	All rest
District	361	Henry	\$30.50	with min	\$ 8.00	\$ 8.00	\$ 8.00	\$ 8.00	\$62.50	\$8.00
District	362	Clay	\$12.50	with min	\$ 5.00	\$ 4.00	\$ 3.00	\$ 3.00	\$27.50	\$3.00
City	364	Sullivan	\$12.00	with min	\$ 7.00	\$ 7.00	\$ 7.00	\$ 7.00	\$40.00	\$7.00
Private	365	Warren	\$7.50	\$2.42	\$ 2.42	\$ 2.42	\$ 2.42	\$ 2.42	\$19.60	\$2.42
City	372	Barton	\$5.00	with min	with min	\$ 1.25	\$ 1.25	\$ 1.25	\$8.75	\$1.25
District	374	Pulaski	\$9.00	with min	\$ 2.66	\$ 5.33	\$ 5.33	\$ 5.33	\$27.65	\$5.33
City	374	Lewis	\$7.00	with min	\$ 7.00	\$ 7.00	\$ 7.00	\$ 7.00	\$35.00	\$7.00
City	374	Dekalb	\$10.98	with min	\$ 3.20	\$ 6.20	\$ 6.20	\$ 6.20	\$32.78	\$6.20
District	376	Saline	\$9.50	with min	\$ 6.50	\$ 6.50	\$ 6.50	\$ 6.50	\$35.50	\$6.50
City	380	Boone	\$8.00	with min	\$ 4.20	\$ 4.20	\$ 4.20	\$ 4.20	\$24.80	\$4.20
City	380	Warren	\$6.00	with min	\$ 2.00	\$ 2.00	\$ 2.00	\$ 2.00	\$14.00	\$1.50
City	385	Macon	\$7.90	with min	\$ 4.80	\$ 4.80	\$ 3.90	\$ 3.90	\$25.30	\$3.60
District	395	Osage	\$7.50	with min	\$ 3.00	\$ 1.00	\$ 1.00	\$ 1.00	\$13.50	\$1.00
City	400	Carroll	\$5.50	\$3.00	\$ 3.00	\$ 3.00	\$ 3.00	\$ 3.00	\$20.50	\$3.00
District	410	Harrison	\$6.00	with min	\$ 5.10	\$ 5.10	\$ 5.10	\$ 5.10	\$26.40	\$5.10
City	418	Barton	\$6.50	with min	with min	\$ 2.50	\$ 2.50	\$ 2.50	\$14.00	\$2.50
District	425	Chariton	\$14.00	with min	\$ 11.90	\$ 11.90	\$ 11.90	\$ 11.90	\$61.60	\$10.50
District	429	Stoddard	\$12.00	with min	with min	\$ 4.00	\$ 4.00	\$ 4.00	\$24.00	\$4.00
City	430	Randolph	\$10.30	with min	\$ 7.80	\$ 7.80	\$ 7.80	\$ 7.80	\$41.50	\$7.80
District	433	Barry	\$32.50	with min	\$ 3.12	\$ 3.12	\$ 3.12	\$ 3.12	\$44.98	\$1.50
District	435	Vernon	\$10.50	with min	\$ 1.25	\$ 2.50	\$ 2.50	\$ 2.50	\$25.83	\$2.50
City	438	Shelby	\$6.40	with min	\$ 5.85	\$ 5.85	\$ 5.85	\$ 5.85	\$29.80	\$5.85
District	446	Cass	\$30.00	with min	\$ 8.00	\$ 8.00	\$ 8.00	\$ 8.00	\$62.00	\$8.00
City	450	Cass	\$8.50	with min	\$ 7.00	\$ 7.00	\$ 7.00	\$ 7.00	\$36.50	\$7.00
City	450	Stoddard	\$4.75	\$2.25	\$ 2.25	\$ 2.25	\$ 2.25	\$ 2.25	\$16.00	\$2.25
City	450	New Madrid	\$11.55	with min	with min	with min	with min	with min	\$11.55	with min
City	450	McDonald	\$4.00	with min	with min	\$ 1.00	\$ 0.75	\$ 0.75	\$6.50	\$0.80
City	465	Ralls	\$16.00	with min	with min	\$ 8.00	\$ 8.00	\$ 8.00	\$40.00	\$8.00
District	470	Christian	\$12.00	with min	\$ 2.90	\$ 2.90	\$ 2.90	\$ 2.90	\$23.60	\$2.90
District	475	Chariton	\$18.00	\$8.00	\$ 7.00	\$ 6.00	\$ 6.00	\$ 5.00	\$50.00	\$5.00
City	480	Christian	\$5.00	with min	\$ 1.00	\$ 1.00	\$ 1.00	\$ 1.00	\$9.00	\$1.00
District	490	McDonald	\$13.00	with min	\$ 2.00	\$ 2.00	\$ 2.00	\$ 2.00	\$21.00	\$2.00
City	500	Worth	\$13.25	with min	with min	\$ 5.25	\$ 5.25	\$ 5.25	\$29.00	\$5.25
District	500	Livingston	\$10.00	with min	\$ 7.50	\$ 6.50	\$ 5.50	\$ 4.50	\$34.00	\$3.65
City	500	Gentry	\$8.50	with min	\$ 4.00	\$ 4.00	\$ 4.00	\$ 4.00	\$24.50	\$4.00
District	510	Greene	\$7.70	with min	\$ 4.40	\$ 4.40	\$ 2.20	\$ 2.20	\$20.90	\$1.65
District	520	Bates	\$17.30	with min	\$ 12.80	\$ 10.80	\$ 10.80	\$ 10.80	\$62.50	\$10.80
City	525	Barry	\$5.50	with min	with min	\$ 2.18	\$ 2.18	\$ 1.90	\$11.76	\$0.94
District	525	Daviess	\$20.00	with min	\$ 4.00	\$ 4.00	\$ 4.00	\$ 4.00	\$36.00	\$4.00
District	527	Linn	\$10.00	with min	\$ 7.50	\$ 7.50	\$ 7.50	\$ 7.50	\$40.00	\$7.50
District	528	Daviess	\$17.00	with min	\$ 5.00	\$ 5.00	\$ 5.00	\$ 5.00	\$37.00	\$5.00
District	540	Howell	\$14.00	with min	with min	\$ 3.50	\$ 3.50	\$ 3.50	\$24.50	\$3.50
City	540	Benton	\$5.00	\$1.00	\$ 1.00	\$ 1.00	\$ 1.00	\$ 1.00	\$10.00	\$1.00
District	550	Cass	\$17.00	with min	\$ 12.00	\$ 12.00	\$ 12.00	\$ 12.00	\$65.00	\$12.00
City	552	Dade	\$6.00	with min	\$ 2.00	\$ 2.00	\$ 2.00	\$ 2.00	\$14.00	\$2.00
District	554	Texas	\$6.42	with min	with min	\$ 3.00	\$ 3.00	\$ 3.00	\$15.42	\$3.00
District	575	Lewis	\$15.00	with min	\$ 9.50	\$ 7.00	\$ 7.00	\$ 7.00	\$45.50	\$7.00
City	575	Mercer	\$8.00	with min	\$ 5.30	\$ 5.30	\$ 5.30	\$ 5.30	\$29.20	\$5.30
District	576	Madison	\$5.00	\$6.82	\$ 3.83	\$ 2.79	\$ 3.15	\$ 3.15	\$24.74	\$3.15
City	582	Shannon	\$4.84	with min	\$ 2.17	\$ 2.17	\$ 2.17	\$ 2.17	\$13.52	\$1.88
City	583	Christian	\$3.00	with min	with min	with min	\$ 1.04	\$ 1.03	\$5.07	\$1.00
District	585	Cass	\$14.96	with min	with min	\$ 2.80	\$ 2.80	\$ 2.80	\$23.36	\$2.80

System Water Rates

Type	Conn	County	Minimum	1st Thou	2nd Thou	3rd Thou	4th Thou	5th Thou	Cost for 5000 gals	All rest
District	589	Platte	\$17.00	\$5.20	\$ 5.20	\$ 5.20	\$ 5.20	\$ 5.20	\$43.00	\$5.20
City	590	Howard	\$6.00	with min	\$ 2.60	\$ 2.60	\$ 2.60	\$ 2.60	\$16.40	\$2.60
City	600	Clinton	\$9.00	with min	\$ 5.50	\$ 5.50	\$ 5.50	\$ 5.50	\$31.00	\$5.50
District	611	Cedar	\$9.00	with min	\$ 5.20	\$ 3.87	\$ 3.87	\$ 2.56	\$24.50	\$2.36
City	613	Franklin	\$12.48	with min	\$ 1.54	\$ 2.58	\$ 2.05	\$ 2.05	\$20.70	\$2.05
City	615	Holt	\$12.00	with min	\$ 2.50	\$ 2.50	\$ 2.50	\$ 2.50	\$22.00	\$2.50
District	622	Cooper	\$14.80	with min	\$ 5.80	\$ 5.80	\$ 4.20	\$ 4.20	\$34.80	\$4.20
City	634	Stoddard	\$8.00	with min	with min	with min	\$ 2.00	\$ 2.00	\$12.00	\$2.00
District	650	Cass	\$30.50	with min	\$ 10.00	\$ 10.00	\$ 10.00	\$ 10.00	\$70.50	\$10.00
District	655	Cass	\$12.00	with min	\$ 6.75	\$ 6.75	\$ 6.75	\$ 6.75	\$39.00	\$6.75
City	660	Knox	\$11.00	with min	\$ 5.25	\$ 5.25	\$ 5.25	\$ 5.25	\$32.00	\$5.25
City	673	Macon	\$6.00	with min	\$ 5.10	\$ 5.10	\$ 5.10	\$ 5.10	\$26.40	\$3.70
District	689	Clay	\$12.00	with min	\$ 5.00	\$ 4.00	\$ 3.00	\$ 3.00	\$27.00	\$3.00
City	690	Bates	\$7.50	with min	\$ 6.45	\$ 6.45	\$ 6.45	\$ 6.45	\$33.30	\$6.45
City	690	Cass	\$19.69	with min	\$ 4.83	\$ 4.83	\$ 4.83	\$ 4.83	\$39.01	\$4.83
District	702	Howard	\$11.00	with min	\$ 8.00	\$ 7.00	\$ 6.00	\$ 4.00	\$36.00	\$4.00
District	710	McDonald	\$8.00	with min	\$ 6.00	\$ 4.00	\$ 2.50	\$ 2.50	\$23.00	\$2.50
City	730	Atchison	\$5.50	\$3.20	\$ 4.00	\$ 4.00	\$ 4.00	\$ 4.00	\$24.70	\$3.30
City	735	Bates	\$14.70	with min	\$ 2.60	\$ 2.60	\$ 2.60	\$ 2.60	\$25.10	\$2.60
District	735	Platte	\$14.18	with min	with min	\$ 4.30	\$ 4.30	\$ 4.30	\$27.08	\$4.30
District	740	Livingston	\$12.34	with min	\$ 8.79	\$ 5.57	\$ 4.18	\$ 3.20	\$34.08	\$3.20
District	743	Stone	\$5.72	with min	\$ 1.76	\$ 1.76	\$ 1.76	\$ 1.76	\$12.76	\$1.76
City	750	Iron	\$8.00	with min	with min	\$ 3.00	\$ 3.00	\$ 3.00	\$17.00	\$2.50
District	750	Phelps	\$8.00	with min	\$ 5.50	\$ 4.50	\$ 2.65	\$ 2.65	\$23.30	\$1.50
City	779	Webster	\$3.75	with min	\$ 2.00	\$ 2.00	\$ 2.00	\$ 2.00	\$11.75	\$2.00
City	810	Barry	\$5.50	with min	with min	\$ 1.10	\$ 1.10	\$ 1.10	\$8.80	\$1.10
City	814	Atchison	\$10.50	with min	\$ 3.85	\$ 3.85	\$ 3.85	\$ 3.85	\$25.90	\$3.85
District	826	Daviess	\$18.00	with min	\$ 8.50	\$ 8.50	\$ 8.50	\$ 8.50	\$52.00	\$8.50
District	830	Bates	\$11.00	with min	\$ 7.50	\$ 7.50	\$ 7.50	\$ 7.50	\$41.00	\$7.50
City	837	Lincoln	\$6.60	with min	\$ 4.40	\$ 4.00	\$ 4.00	\$ 3.94	\$22.94	\$3.40
District	855	Ray	\$15.70	with min	\$ 7.20	\$ 7.20	\$ 7.20	\$ 7.20	\$44.50	\$7.20
City	862	Stoddard	\$6.50	with min	with min	\$ 1.30	\$ 2.75	\$ 2.75	\$13.30	\$2.75
City	884	Dade	\$8.00	with min	\$ 1.50	\$ 1.50	\$ 1.50	\$ 1.50	\$14.00	\$1.50
City	888	Gentry	\$6.00	with min	with min	\$ 2.38	\$ 2.38	\$ 2.38	\$13.14	\$1.80
District	900	Saline	\$15.00	with min	\$ 8.00	\$ 6.00	\$ 4.00	\$ 2.50	\$35.50	\$2.50
District	920	Stoddard	\$9.00	with min	with min	\$ 1.80	\$ 1.80	\$ 1.80	\$14.40	\$1.65
City	940	Cedar	\$6.90	with min	\$ 3.45	\$ 3.45	\$ 3.45	\$ 3.45	\$20.70	\$3.45
City	956	Lafayette	\$5.00	\$3.60	\$ 3.60	\$ 3.60	\$ 3.60	\$ 3.60	\$23.00	\$3.60
District	961	Christian	\$6.44	\$1.55	\$ 1.55	\$ 1.55	\$ 1.55	\$ 1.55	\$14.19	\$1.55
District	961	Audrain	\$16.00	with min	\$ 8.00	\$ 6.40	\$ 6.40	\$ 6.40	\$43.20	\$4.80
City	982	Stoddard	\$5.38	with min	with min	\$ 2.77	\$ 2.77	\$ 2.77	\$13.69	\$2.00
District	987	Cole	\$7.50	\$2.96	\$ 2.96	\$ 2.96	\$ 2.96	\$ 2.96	\$22.30	\$2.96
District	998	Texas	\$12.53	with min	\$ 1.00	\$ 2.10	\$ 2.10	\$ 2.10	\$19.83	\$1.60
City	1000	Moniteau	\$7.50	with min	with min	with min	\$ 1.14	\$ 1.14	\$9.78	\$0.61
City	1021	Benton	\$3.00	\$1.30	\$ 1.30	\$ 1.30	\$ 1.30	\$ 1.30	\$9.50	\$1.30
City	1044	Oregon	\$3.25	with min	\$ 0.70	\$ 1.40	\$ 1.40	\$ 1.20	\$7.95	\$0.80
City	1074	Putnam	\$10.25	\$2.56	\$ 2.56	\$ 2.56	\$ 2.56	\$ 2.56	\$23.05	\$2.56
City	1100	Jefferson	\$7.10	with min	with min	\$ 2.10	\$ 2.10	\$ 2.10	\$13.40	\$2.00
District	1100	Johnson	\$20.36	with min	\$ 6.00	\$ 6.00	\$ 6.00	\$ 6.00	\$44.36	\$6.00
District	1125	Carroll	\$14.00	with min	\$ 12.00	\$ 9.00	\$ 7.00	\$ 7.00	\$49.00	\$7.00
District	1128	Jackson	\$25.00	with min	with min	\$ 11.50	\$ 11.00	\$ 10.50	\$58.00	\$7.00
City	1130	Pulaski	\$6.09	with min	\$ 2.33	\$ 2.33	\$ 2.00	\$ 2.00	\$14.75	\$1.02

System Water Rates

Type	Conn	County	Minimum	1st Thou	2nd Thou	3rd Thou	4th Thou	5th Thou	Cost for 5000 gals	All rest
District	1170	Ripley	\$5.00	with min	with min	\$ 2.00	\$ 2.00	\$ 2.00	\$11.00	\$1.00
District	1175	Shelby	\$13.00	with min	\$ 11.00	\$ 11.00	\$ 11.00	\$ 11.00	\$57.00	\$5.00
District	1188	Warren	\$12.00	with min	\$ 7.00	\$ 7.00	\$ 7.00	\$ 7.00	\$40.00	\$7.00
District	1191	Schuyler	\$14.00	with min	\$ 7.50	\$ 7.50	\$ 7.50	\$ 7.50	\$44.00	\$7.50
District	1200	Franklin	\$9.00	with min	with min	\$ 2.50	\$ 2.50	\$ 2.50	\$16.50	\$2.50
City	1240	Montgomery	\$4.24	with min	\$ 3.28	\$ 2.11	\$ 2.11	\$ 2.11	\$13.85	\$2.11
City	1250	Greene	\$5.98	with min	\$ 0.93	\$ 0.93	\$ 0.93	\$ 0.93	\$9.70	\$0.93
District	1274	Clay	\$11.50	with min	\$ 6.00	\$ 6.00	\$ 4.50	\$ 4.50	\$32.50	\$5.00
District	1294	Butler	\$7.75	with min	\$ 4.00	\$ 2.00	\$ 2.00	\$ 2.00	\$17.75	\$2.22
District	1300	Clay	\$16.00	with min	\$ 4.20	\$ 4.20	\$ 4.20	\$ 4.20	\$32.80	\$4.20
District	1300	Cass	\$12.00	with min	\$ 10.00	\$ 10.00	\$ 10.00	\$ 10.00	\$52.00	\$9.00
City	1350	Wayne	\$11.50	with min	with min	\$ 0.90	\$ 1.80	\$ 1.80	\$16.00	\$1.80
City	1350	Henry	\$3.50	\$1.25	\$ 1.25	\$ 1.25	\$ 1.25	\$ 1.25	\$9.75	\$1.25
City	1350	Wayne	\$11.50	with min	with min	\$ 0.90	\$ 1.80	\$ 1.80	\$16.00	\$1.80
District	1358	Platte	\$10.00	with min	\$ 5.00	\$ 5.00	\$ 5.00	\$ 5.00	\$30.00	\$5.00
District	1385	Clinton	\$30.00	with min	with min	\$ 11.00	\$ 11.00	\$ 11.00	\$63.00	\$3.50
District	1400	Cass	\$23.50	with min	with min	\$ 10.50	\$ 10.50	\$ 10.50	\$55.00	\$10.50
District	1400	Grundy	\$15.00	with min	\$ 5.00	\$ 5.00	\$ 4.00	\$ 4.00	\$33.00	\$3.00
District	1475	Scotland	\$12.00	with min	\$ 9.00	\$ 9.00	\$ 9.00	\$ 9.00	\$48.00	\$5.00
District	1480	Pulaski	\$5.00	with min	\$ 2.50	\$ 2.00	\$ 2.00	\$ 2.00	\$13.50	\$2.00
City	1500	St. Francois	\$5.55	with min	with min	\$ 2.80	\$ 2.80	\$ 2.80	\$13.95	\$2.80
City	1550	Dallas	\$5.75	with min	\$ 0.90	\$ 1.80	\$ 1.80	\$ 1.80	\$12.05	\$1.80
District	1563	Knox	\$14.00	with min	\$ 11.00	\$ 8.00	\$ 8.00	\$ 8.00	\$49.00	\$8.00
District	1596	Boone	\$8.00	\$1.85	\$ 1.85	\$ 1.85	\$ 1.85	\$ 1.85	\$17.25	\$1.85
City	1600	Barry	\$9.08	\$1.60	\$ 1.60	\$ 1.60	\$ 1.60	\$ 1.60	\$17.08	\$1.60
District	1600	Marion	\$14.00	with min	\$ 11.00	\$ 8.00	\$ 5.00	\$ 5.00	\$43.00	\$5.00
District	1630	Jasper	\$10.80	with min	with min	\$ 5.16	\$ 3.05	\$ 2.43	\$21.44	\$2.43
District	1685	Ste. Gen	\$8.00	with min	\$ 3.75	\$ 3.75	\$ 3.75	\$ 3.75	\$23.00	\$3.75
District	1700	Platte	\$10.00	with min	\$ 5.00	\$ 5.00	\$ 5.00	\$ 5.00	\$30.00	\$5.00
District	1700	Sullivan	\$16.00	with min	\$ 10.00	\$ 9.50	\$ 3.75	\$ 3.75	\$43.00	\$3.75
District	1737	Andrew	\$17.70	with min	\$ 12.20	\$ 7.20	\$ 4.70	\$ 4.70	\$46.50	\$3.60
City	1800	Platte	\$5.30	with min	\$ 4.90	\$ 4.90	\$ 4.90	\$ 4.90	\$24.90	\$4.90
District	1840	Pike	\$15.50	with min	\$ 6.00	\$ 6.00	\$ 6.00	\$ 6.00	\$39.50	\$6.00
District	1861	Putnam	\$11.50	with min	\$ 10.50	\$ 6.50	\$ 6.50	\$ 6.50	\$41.50	\$6.50
City	1876	Madison	\$8.00	with min	\$ 3.00	\$ 3.00	\$ 3.00	\$ 2.00	\$19.00	\$1.75
City	1925	Madison	\$8.00	with min	\$ 3.00	\$ 3.00	\$ 3.00	\$ 2.00	\$19.00	\$1.75
City	1929	Carroll	\$7.00	with min	with min	with min	\$ 2.71	\$ 2.71	\$12.42	\$2.71
District	1950	Cass	\$14.00	with min	\$ 6.50	\$ 6.50	\$ 6.50	\$ 6.50	\$40.00	\$6.50
District	1950	Cass	\$14.00	with min	\$ 6.50	\$ 6.50	\$ 6.50	\$ 6.50	\$40.00	\$5.50
City	1960	Andrew	\$8.09	with min	\$ 4.10	\$ 4.10	\$ 4.10	\$ 4.10	\$24.49	\$4.10
District	1967	Linn	\$15.00	with min	\$ 7.00	\$ 6.00	\$ 5.00	\$ 5.00	\$38.00	\$5.00
District	2126	Boone	\$8.00	\$2.50	\$ 2.50	\$ 2.50	\$ 2.50	\$ 2.50	\$20.50	\$2.25
City	2164	Barton	\$4.50	with min	\$ 4.35	\$ 3.95	\$ 3.95	\$ 3.70	\$20.45	\$2.80
District	2168	Pulaski	\$7.00	with min	\$ 2.10	\$ 2.10	\$ 2.10	\$ 2.10	\$15.40	\$2.10
District	2185	Lafayette	\$10.90	with min	\$ 8.30	\$ 8.30	\$ 8.30	\$ 8.30	\$44.10	\$8.30
District	2200	Monroe	\$13.00	with min	\$ 7.60	\$ 7.20	\$ 4.50	\$ 4.50	\$36.80	\$4.50
District	2280	Dekalb	\$15.89	with min	\$ 10.29	\$ 9.64	\$ 9.64	\$ 9.64	\$55.10	\$6.54
District	2317	Laclede	\$8.25	with min	\$ 2.90	\$ 2.20	\$ 2.20	\$ 2.00	\$17.55	\$2.20
District	2452	Pemiscot	\$10.00	with min	\$ 5.00	\$ 4.00	\$ 4.00	\$ 4.00	\$27.00	\$4.00
District	2459	Vernon	\$11.00	with min	\$ 6.00	\$ 4.90	\$ 3.80	\$ 2.70	\$28.40	\$2.70
City	2510	Clay	\$4.40	with min	\$ 3.30	\$ 2.75	\$ 2.75	\$ 2.75	\$15.95	\$2.75
City	2522	Jackson	\$7.32	with min	\$ 6.88	\$ 3.69	\$ 3.69	\$ 3.41	\$24.99	\$3.30

System Water Rates

Type	Conn	County	Minimum	1st Thou	2nd Thou	3rd Thou	4th Thou	5th Thou	Cost for 5000 gals	All rest
District	2524	Jefferson	\$9.00	with min	with min	\$ 3.60	\$ 3.60	\$ 3.60	\$19.80	\$3.05
City	2565	Macon	\$4.05	with min	\$ 1.94	\$ 1.94	\$ 1.94	\$ 1.94	\$11.81	\$1.72
City	2600	Lincoln	\$5.00	with min	\$ 2.00	\$ 2.00	\$ 2.00	\$ 2.00	\$13.00	\$1.65
District	2635	Ralls	\$13.00	with min	\$ 6.60	\$ 6.60	\$ 6.60	\$ 6.60	\$39.40	\$6.60
City	2650	Pemiscot	\$5.50	with min	with min	\$ 2.10	\$ 2.10	\$ 2.10	\$11.80	\$2.10
District	2700	Lewis	\$14.50	with min	\$ 6.50	\$ 6.50	\$ 6.50	\$ 6.50	\$40.50	\$6.50
District	2775	Franklin	\$10.00	with min	\$ 4.05	\$ 4.05	\$ 4.05	\$ 4.05	\$26.20	\$3.24
District	2845	Adair	\$13.16	with min	\$ 9.18	\$ 7.40	\$ 4.03	\$ 4.03	\$37.80	\$4.03
District	2866	Lafayette	\$15.00	\$4.80	\$ 4.80	\$ 4.80	\$ 4.80	\$ 4.80	\$39.00	\$4.80
District	3080	Laclede	\$9.00	with min	\$ 2.50	\$ 2.50	\$ 2.00	\$ 2.00	\$18.00	\$1.50
District	3294	Randolph	\$10.00	\$8.75	\$ 8.75	\$ 8.75	\$ 8.75	\$ 8.75	\$53.75	\$8.75
District	3335	Callaway	\$9.40	with min	\$ 2.25	\$ 2.25	\$ 2.25	\$ 2.25	\$18.40	\$2.25
District	3365	Barton	\$10.75	with min	\$ 3.25	\$ 2.75	\$ 2.75	\$ 2.75	\$22.25	\$2.75
City	3392	Polk	\$6.00	with min	with min	\$ 1.66	\$ 1.66	\$ 1.66	\$10.98	\$0.45
District	3418	Johnson	\$16.00	with min	\$ 13.00	\$ 12.00	\$ 10.00	\$ 7.00	\$58.00	\$3.50
City	3670	Christian	\$5.00	with min	\$ 1.55	\$ 1.55	\$ 1.55	\$ 1.55	\$11.20	\$1.55
City	3700	Jefferson	\$10.30	with min	with min	\$ 4.12	\$ 4.12	\$ 4.12	\$22.66	\$4.12
District	4300	Macon	\$11.25	with min	\$ 6.50	\$ 4.10	\$ 4.10	\$ 4.10	\$30.05	\$4.10
District	4337	Callaway	\$7.50	\$3.50	\$ 3.50	\$ 3.50	\$ 3.50	\$ 3.50	\$25.00	\$3.50
District	4583	Cole	\$5.00	with min	\$ 3.75	\$ 3.75	\$ 1.00	\$ 0.75	\$14.25	\$0.75
District	4696	Cole	\$5.25	with min	\$ 2.60	\$ 2.60	\$ 2.60	\$ 1.90	\$14.95	\$1.30
City	5156	St. Francois	\$7.50	\$2.00	\$ 2.00	\$ 2.00	\$ 2.00	\$ 2.00	\$17.50	\$2.00
City	5377	Cape Girardeau	\$4.00	with min	\$ 2.40	\$ 2.40	\$ 2.40	\$ 2.40	\$13.60	\$2.40
District	5600	Jefferson	\$6.20	with min	\$ 3.66	\$ 3.66	\$ 3.66	\$ 3.66	\$20.84	\$3.66
District	6342	Jefferson	\$9.25	with min	with min	\$ 3.64	\$ 3.64	\$ 3.64	\$20.17	\$3.64
District	7250	Boone	\$8.00	\$4.10	\$ 4.10	\$ 4.10	\$ 4.10	\$ 4.10	\$32.40	\$4.10
District	11000	Jefferson	\$8.75	with min	with min	\$ 4.02	\$ 4.02	\$ 4.02	\$20.81	\$2.70
City	????	Harrison	\$17.00	with min	\$ 4.00	\$ 4.00	\$ 4.00	\$ 4.00	\$33.00	\$4.00
District	????	Hickory	\$25.00	with min	with min	with min	\$ 5.00	\$ 5.00	\$35.00	\$5.00
District	????	Buchanan	\$25.00	with min	\$ 6.00	\$ 6.00	\$ 6.00	\$ 6.00	\$49.00	\$6.00
City	????	Hickory	\$7.00	with min	\$ 2.50	\$ 2.50	\$ 1.50	\$ 1.50	\$15.00	\$1.50
City	????	Taney	\$4.26	with min	\$ 1.32	\$ 1.32	\$ 1.32	\$ 1.32	\$9.54	\$1.32
District	????	Jefferson	\$10.60	with min	\$ 2.50	\$ 3.40	\$ 3.40	\$ 3.40	\$23.30	\$3.10
City	????	????	\$12.50	with min	with min	\$ 5.00	\$ 5.00	\$ 5.00	\$27.50	\$5.00
District	????	Johnson	\$16.00	with min	\$ 7.50	\$ 7.50	\$ 7.50	\$ 7.50	\$46.00	\$5.30
District	????	Jefferson	\$13.24	with min	with min	\$ 3.60	\$ 3.60	\$ 3.60	\$24.04	\$3.60
District	????	Laclede	\$8.50	with min	\$ 2.50	\$ 2.50	\$ 2.50	\$ 2.50	\$18.50	\$2.50
City	????	Polk	\$9.75	with min	with min	with min	with min	with min	\$9.75	with min
City	????	Platte	\$13.00	with min	\$ 5.00	\$ 5.00	\$ 4.00	\$ 4.00	\$31.00	\$4.00
City	????	Gasconade	\$10.20	with min	with min	with min	\$ 1.00	\$ 1.00	\$12.20	\$1.00
City	????	Platte	\$13.00	with min	\$ 5.00	\$ 5.00	\$ 4.00	\$ 4.00	\$31.00	\$4.00

**Missouri Rural Water Association
Rate Survey 2002**



Sewer Rates

System Sewer Rates

Type	Connections	County	Min	Each 1000 Thereafter	Type of Treatment
City	19	Ste. Gen	\$10.55	\$5.00	Other
City	45	Polk	\$13.00	\$3.50	Lagoons
City	75	Pettis	\$2.58	\$2.03	Lagoons
City	81	Nodaway	\$6.80	\$1.70	????
City	87	Camden	\$9.98	\$2.91	Other
City	91	Daviess	\$15.00	Flat rate	Lagoons
City	95	Sullivan	\$9.75	\$3.40	Lagoons
City	98	Schuyler	\$9.00	Flat rate	Other
City	100	St. Clair	\$8.00	\$1.25	Lagoons
City	100	Nodaway	\$6.45	\$3.10	Lagoons
City	105	Pettis	\$8.00	Flat rate	Lagoons
City	105	Shelby	\$10.80	\$2.50	Lagoons
City	110	Grundy	\$11.70	Flat rate	Lagoons
City	112	Carter	\$17.50	Flat rate	Lagoons
City	115	Saline	\$12.00	\$5.50	Other
City	120	Cooper	\$35.60	Flat rate	Lagoons
City	120	Montgomery	\$7.00	\$1.50	Lagoons
City	123	Nodaway	\$8.00	\$2.00	Lagoons
City	125	Newton	\$6.16	\$1.05	Lagoons
City	128	Bates	\$7.00	\$4.00	Lagoons
City	130	Mississippi	\$10.14	\$1.82	Lagoons
City	140	Bates	\$25.00	\$25 for 1st 5000 gals	Other
City	140	Grundy	\$8.60	\$5.90	????
City	142	Caldwell	\$11.55	\$3.00	Lagoons
City	144	Madison	\$11.46	\$1.80	Other
City	155	Platte	\$12.77	Flat rate	Other
City	164	Pike	\$6.65	\$2.00	Lagoons
City	165	Holt	\$2.50	\$0.94	Lagoons
City	181	Dade	\$11.00	\$2.00	Other
City	186	Moniteau	\$2.75	\$1.50	Lagoons
City	200	Dallas	\$4.35	\$1.35	Lagoons
City	200	Dallas	\$4.35	\$1.35	Lagoons
City	200	Nodaway	\$5.00	\$0.50	Lagoons
City	210	Washington	\$5.49	\$2.05	Lagoons
City	210	Schulyer	\$10.80	\$2.16	Lagoons
City	210	Henry	\$4.00	\$1.50	Lagoons
City	213	Mercer	\$5.70	46% of water bill	Lagoons
City	215	Cass	\$4.81	\$1.48	????
City	215	Henry	\$5.00	Flat rate	Lagoons
City	216	Stoddard	\$11.10	\$1.00	Lagoons
City	216	Vernon	\$17.60	Flat rate	Lagoons
City	218	Dent	\$11.00	\$0.75	Lagoons
City	220	Wright	\$1.25	\$1.00	Lagoons
City	222	Butler	\$9.00	\$0.60	Other
City	231	Carter	\$9.25	\$0.50	Other
City	232	Cooper	\$5.40	\$1.10	Lagoons
City	236	Cass	\$14.00	\$4.00	Lagoons
City	242	Harrison	\$10.00	\$2.50	????
City	243	Ray	\$9.50	\$3.50	Other
City	245	Carroll	\$4.65	\$4.25	Lagoons
City	250	Hickory	\$4.00	\$2.00	Lagoons

System Sewer Rates

Type	Connections	County	Min	Each 1000	Type of
City	250	Polk	\$8.00	\$2.20	Lagoons
City	250	Caldwell	\$8.00	\$1.67	Other
City	267	Henry	\$8.00	\$2.00	Lagoons
City	274	New Madrid	\$5.00	\$1.90	Lagoons
City	275	Nodaway	\$9.00	70% of water bill thereafter	????
City	280	Jasper	\$3.00	\$1.00	Other
City	281	Mississippi	\$10.00	Flat rate	Lagoons
City	284	Iron	\$1.94	\$0.56	Lagoons
City	286	Callaway	\$13.85	\$5.30	Other
City	290	New Madrid	\$7.78	\$0.99	????
City	290	Texas	\$9.06	\$1.25	Other
City	305	Laclede	\$11.50	\$2.00	Lagoons
City	320	Dekalb	\$5.67	\$1.26	Lagoons
City	324	Greene	\$12.50	\$2.10	Other
City	326	Dunklin	\$12.34	Flat rate	Lagoons
City	334	Montgomery	\$9.00	\$3.50	Lagoons
City	338	Daviess	\$4.95	\$1.20	Lagoons
City	340	Miller	\$15.50	\$1.80	Lagoons
City	340	Maries	\$4.00	\$2.00	Lagoons
City	350	Montgomery	\$5.96	\$2.95	Lagoons
City	364	Sullivan	\$6.50	\$0.90	Lagoons
Private	365	Warren	\$18.14	Flat rate	Other
City	372	Barton	\$4.00	Flat rate	Lagoons
City	374	Lewis	\$7.00	\$1.50	Lagoons
City	374	Dekalb	\$9.00	\$3.00	Lagoons
City	380	Boone	\$3.37	\$2.03	Other
City	380	Warren	\$12.00	Flat rate	Lagoons
City	385	Macon	\$9.07	Flat rate	Lagoons
City	400	Carroll	\$5.50	\$1.00	Lagoons
District	410	Harrison	\$6.25	\$3.20	Lagoons
City	418	Barton	\$6.50	\$1.75	Other
City	430	Randolph	\$6.75	\$2.25	Lagoons
City	438	Shelby	\$5.50	\$2.80	????
City	450	Cass	\$4.25	\$0.90	Lagoons
City	450	Stoddard	\$5.10	\$0.50	Lagoons
City	450	New Madrid	\$4.80	Flat rate	Lagoons
City	450	McDonald	\$10.78	\$2.96	Other
City	465	Ralls	\$3.50	\$1.40	Lagoons
City	480	Christian	\$12.00	\$2.60	Other
City	500	Worth	\$5.07	30% of water billing	Lagoons
City	500	Gentry	\$4.00	\$0.42	Lagoons
City	525	Barry	\$5.00	\$0.70	Lagoons
City	540	Benton	\$5.20	\$1.05	Other
City	552	Dade	\$1.50	\$1.50	Lagoons
City	575	Mercer	\$3.00	\$1.60	Lagoons
City	582	Shannon	\$10.97	\$1.33	Other
City	583	Christian	\$9.40	\$1.75	Other
City	590	Howard	\$4.00	\$1.50	Lagoons
City	600	Clinton	\$6.00	\$3.00	Other
City	613	Franklin	\$8.37	\$1.34	Lagoons
City	615	Holt	\$4.00	\$2.00	Other
City	634	Stoddard	\$3.56	\$2.07	Lagoons

System Sewer Rates

Type	Connections	County	Min	Each 1000	Type of
City	660	Knox	\$8.00	\$2.00	????
City	673	Macon	\$11.52	\$1.52	Lagoons
City	690	Bates	\$3.50	\$3.25	????
City	690	Cass	\$11.79	\$2.19	????
City	730	Atchison	\$6.00	\$0.45	Lagoons
City	735	Bates	\$11.00	\$4.60	????
City	750	Iron	\$3.50	\$3.60	Lagoons
District	750	Phelps	\$30.00	Flat rate	Other
City	779	Webster	\$6.75	\$1.50	Other
City	810	Barry	\$9.48	\$2.44	Lagoons
City	814	Atchison	\$2.00	\$0.50	????
City	837	Lincoln	\$2.86	\$6.43	Lagoons
City	862	Stoddard	\$1.60	\$1.60	Lagoons
City	884	Dade	\$8.00	\$1.50	Lagoons
City	888	Gentry		40% of water bill	Lagoons
City	940	Cedar	\$4.00	\$1.60	Lagoons
City	956	Lafayette	\$1.76	\$0.96	Lagoons
City	982	Stoddard		65% of water bill	Other
City	1000	Moniteau	\$3.60	\$1.50	Other
City	1021	Benton	\$5.25	\$3.00	????
City	1044	Oregon	\$7.02	\$1.71	Other
City	1074	Putnam	\$5.76	\$2.37	Lagoons
City	1100	Jefferson	\$16.00	Flat rate	Other
District	1100	Johnson	\$10.50	Flat rate	Lagoons
City	1130	Pulaski	\$11.26	\$2.65	Other
District	1188	Warren	\$12.00	\$3.50	Other
District	1200	Franklin	\$16.15	\$3.66	Lagoons
City	1240	Montgomery	\$13.00	Flat rate	Other
City	1250	Greene	\$10.23	\$1.98	Other
City	1350	Wayne	\$1.50	\$0.25	????
City	1350	Henry	\$1.49	\$1.98	Lagoons
City	1350	Wayne	\$1.50	\$0.25	????
District	1400	Cass	\$21.50	\$5.80	Other
City	1500	St. Francois	\$7.35	\$2.25	????
City	1550	Dallas	\$4.00	\$2.35	????
City	1600	Barry	\$4.71	\$0.98	Other
District	1600	Marion	\$3.78	\$2.25	Lagoons
City	1800	Platte	\$2.85	\$2.45	Other
District	1861	Putnam	\$13.75	\$4.50	Lagoons
City	1876	Madison	\$5.71	\$1.66	????
City	1925	Madison	\$5.71	\$1.60	????
City	1960	Andrew	\$4.81	\$2.08	Other
City	2164	Barton	\$2.03	45% of water bill	Lagoons
District	2200	Monroe	\$17.50	\$1.00	Lagoons
City	2510	Clay	\$3.74	\$2.34	Other
City	2522	Jackson	\$9.08	????	Lagoons
City	2565	Macon	\$6.43	\$1.69	Other
City	2600	Lincoln	\$5.00	\$0.65	Other
City	2650	Pemiscot	\$2.50	\$1.65	Other
District	2775	Franklin	\$10.00	\$2.70	Other
City	3392	Polk	\$8.00	1/2 of water above \$16.00	Other
City	3670	Christian	\$5.00	\$2.55	Other

System Sewer Rates

Type	Connections	County	Min	Each 1000	Type of
City	3700	Jefferson	\$2.81	\$2.81	Other
City	5156	St. Francois	\$5.50	\$1.50	Other
City	????	Harrison	\$11.00	\$2.00	Lagoons
City	????	Hickory	\$6.10	\$18.23 flat rate thereafter	Lagoons
City	????	Taney	\$4.95	\$1.95	Other
City	????	????	\$0.00	60% of water bill	Lagoons
City	????	Polk	\$10.00	Flat rate	Lagoons
City	????	Platte	\$14.10	\$3.10	Lagoons
City	????	Gasconade	\$6.00	\$2.00	Lagoons
City	????	Platte	\$14.10	\$3.10	Lagoons

Missouri Rural Water Association
Rate Survey 2002



Meter Installation Costs

New Meter Installation Costs

Type	Connections	County	Cost for on-line meter setting	Cost for across road meter setting
City	19	Ste. Gen	Actual cost	Actual Cost
Private:	27	Pettis	????	????
District:	40	Saline	\$325.00	\$325.00
City	45	Polk	\$275.00	????
City	48	Chariton	\$30.00	\$30.00
City	75	Pettis	Labor & backhoe costs paid by owner	Labor & backhoe costs paid by owner
City	80	Andrew	\$600.00	????
City	81	Nodaway	\$500.00	\$800.00
City	85	Clay	????	????
City	85	Jackson	\$300.00	\$700.00
City	87	Camden	\$525.00	\$525.00
City	90	Reynolds	\$250.00	\$250.00
City	91	Daviess	\$460.00	\$550.00
City	95	Sullivan	????	????
City	98	Schuyler	????	????
City	100	St. Clair	\$235.00	\$235 plus road repair costs
City	100	Nodaway	\$0.00	Cost of boring only
Private:	105	Stone	\$325.00	\$325 plus additional costs
City	105	Pettis	\$250.00	\$250.00
City	105	Shelby	????	????
City	110	Grundy	\$0.00	\$0.00
District:	110	Cole	\$300.00	\$300.00
City	112	Carter	\$100.00	????
City	115	Saline	\$300.00	\$600.00
City	120	Cooper	Actual cost	Actual Cost
City	120	Montgomery	\$0.00	Actual Cost
City	123	Nodaway	????	????
City	125	Lafayette	\$1,800.00	\$1800 or actual cost if higher
City	125	Newton	\$400.00	\$500.00
City	128	Bates	\$325.00	Actual Cost
City	130	Mississippi	Actual cost	Actual Cost
District:	140	Bates	\$300.00	\$300 plus boring costs
City	140	Grundy	Actual cost	Actual Cost
City	142	Caldwell	\$300.00	\$300.00
City	144	Polk	\$250.00	\$250.00
City	144	Madison	????	????
City	155	Platte	\$1,200.00	\$1,500.00
City	164	Pike	\$200.00	\$200.00
City	165	Carroll	\$250.00	\$250.00
City	165	Holt	\$0.00	\$0.00
District:	180	Gentry	\$550.00	Actual Cost
City	181	Dade	\$375.00	\$375.00
City	184	Dekalb	\$600.00	\$600 plus street bond of \$500
District:	185	New Madrid	\$225.00	\$225.00
City	186	Moniteau	\$500.00	????
District:	198	Greene	\$450.00	Actual Cost
District:	198	Bates	\$500.00	\$500 plus backhoe charges
City	200	Dallas	Actual cost	Actual Cost
City	200	Dallas	\$300.00	Actual Cost
City	200	Nodaway	\$150.00	????
District:	201	Ozark	\$250.00	\$350.00

New Meter Installation Costs

Type	Connections	County	Cost for on-line meter setting	Cost for across road meter setting
District	205	Cooper	\$925.00	\$925 plus boring
City	210	Washington	\$250 plus costs	\$250 plus costs
City	210	Schulyer	\$300.00	\$300 plus actual costs
City	210	Henry	\$300.00	\$300.00
City	213	Mercer	\$169.98	\$169.98
City	215	Cass	\$500.00	\$500.00
City	215	Henry	\$250.00	\$250.00
City	216	Stoddard	\$115.00	\$115.00
City	216	Vernon	\$250.00	\$250.00
City	218	Dent	\$150.00	\$150.00
City	220	Wright	\$400.00	\$400.00
City	222	Butler	\$200.00	\$200.00
District	225	New Madrid	\$300.00	\$300.00
City	231	Carter	\$125.00	\$125.00
City	232	Cooper	\$100.00	\$100.00
City	236	Cass	\$850.00	\$1,100.00
City	242	Harrison	\$300.00	\$400.00
City	243	Ray	\$750.00	\$1,500.00
City	245	Carroll	\$300.00	\$300.00
City	250	Hickory	\$350.00	\$350.00
City	250	Polk	\$75.00	\$75.00
District	250	Scott	\$400.00	\$800.00
City	250	Morgan	\$500.00	\$500 plus costs if higher
City	250	Caldwell	\$250.00	\$250.00
City	256	Lincoln	\$200.00	\$200.00
City	267	Henry	\$250.00	\$250.00
District	270	Clinton	\$1,500.00	\$1,500.00
District	272	Cape Girardeau	\$500.00	\$500 plus boring costs
City	274	New Madrid	Material cost plus 5%	Material cost plus 5%
City	275	Nodaway	\$275.00	\$275.00
City	280	Jasper	\$286.00	Actual Cost
District	281	Clinton	\$2,500.00	\$2,500.00
City	281	Mississippi	\$285.00	\$1,000.00
City	284	Iron	\$200.00	\$500.00
City	285	Nodaway	\$200.00	\$500.00
City	286	Callaway	\$400.00	\$400 plus boring costs
City	290	New Madrid	\$150.00	\$150.00
City	290	Texas	\$200.00	\$200.00
District	290	Platte	\$2,000.00	\$2000 or actual cost if greater
District	300	Atchison	\$500.00	\$500.00
City	305	Laclede	\$200.00	????
District	314	Bates	\$1,000.00	\$1,000.00
City	320	Dekalb	\$500.00	\$500.00
City	324	Greene	\$240.00	\$375.00
City	326	Dunklin	\$250.00	\$250.00
City	334	Montgomery	\$150.00	Actual Cost
City	338	Daviess	\$215.00	\$215.00
City	340	Miller	\$200.00	\$200.00
City	340	Maries	\$500.00	\$1,000.00
City	350	Montgomery	\$450.00	\$850.00
District	356	Andrew	\$800.00	\$800.00
District	357	Clay	\$2,000.00	\$3,500.00

New Meter Installation Costs

Type	Connections	County	Cost for on-line meter setting	Cost for across road meter setting
District	361	Henry	\$750.00	\$1,000.00
District	362	Clay	\$2,000.00	\$2,000.00
City	364	Sullivan	????	????
Private	365	Warren	\$300.00	\$750.00
City	372	Barton	\$0.00	\$0.00
District	374	Pulaski	\$375.00	\$375.00
City	374	Lewis	\$200.00	\$200.00
City	374	Dekalb	\$0.00	\$300.00
District	376	Saline	\$850.00	\$1,700.00
City	380	Boone	\$375.00	\$875.00
City	380	Warren	\$1,000.00	\$1,000.00
City	385	Macon	\$0.00	\$0.00
District	395	Osage	\$420.00	\$420 plus boring and backhoe
City	400	Carroll	\$250.00	\$250.00
District	410	Harrison	\$350.00	\$650.00
City	418	Barton	\$250.00	\$250.00
District	425	Chariton	Actual Cost of Labor & Materials + 10%	Actual cost of Labor & Materials + 10%
District	429	Stoddard	\$435.00	Actual Cost
City	430	Randolph	\$250.00	\$250.00
District	433	Barry	\$750.00	\$1,500.00
District	435	Vernon	\$400.00	\$400 plus road repair & boring
City	438	Shelby	\$150.00	\$150.00
District	446	Cass	\$2,500.00	\$2,500.00
City	450	Cass	\$400.00	\$400 plus boring costs
City	450	Stoddard	\$250.00	\$350 plus road repair costs
City	450	New Madrid	????	????
City	450	McDonald	\$125.00	\$125.00
City	465	Ralls	\$300.00	\$400.00
District	470	Christian	\$300 plus backhoe cost	\$300 plus backhoe and boring
District	475	Chariton	\$550.00	\$850.00
City	480	Christian	\$250.00	\$250.00
District	490	McDonald	\$500.00	\$850.00
City	500	Worth	\$25.00	\$25.00
District	500	Livingston	\$500.00	Actual Cost
City	500	Gentry	\$500.00	\$500.00
District	510	Greene	\$450 or actual costs if higher	\$450 or actual costs if higher
District	520	Bates	\$350.00	\$350 plus boring costs
City	525	Barry	\$200.00	\$250.00
District	525	Daviess	\$2,500.00	\$2,500.00
District	527	Linn	\$575.00	\$1,375.00
District	528	Daviess	\$500.00	\$500.00
District	540	Howell	\$365.00	\$700.00
City	540	Benton	\$479.80	\$529.80
District	550	Cass	\$1,500.00	\$1,500.00
City	552	Dade	\$250.00	\$250.00
District	554	Texas	\$310.00	\$460.00
District	575	Lewis	\$300.00	\$300 plus additional costs
City	575	Mercer	\$0.00	\$0.00
District	576	Madison	\$516.00	Actual Cost
City	582	Shannon	\$100.00	\$100.00
City	583	Christian	\$225.00	\$225.00
District	585	Cass	\$2,000.00	\$3,000.00

New Meter Installation Costs

Type	Connections	County	Cost for on-line meter setting	Cost for across road meter setting
District	589	Platte	\$2,000.00	\$2000 plus any additional cost
City	590	Howard	\$30.00	\$100.00
City	600	Clinton	\$400.00	\$400 plus boring costs
District	611	Cedar	\$360.00	\$360 plus boring costs
City	613	Franklin	\$300.00	\$300.00
City	615	Holt	\$150.00	\$150.00
District	622	Cooper	\$950.00	Actual Cost
City	634	Stoddard	\$275.00	\$375.00
District	650	Cass	\$1,900.00	\$2,650.00
District	655	Cass	\$1,250.00	\$1,725.00
City	660	Knox	\$0.00	\$0.00
City	673	Macon	\$0.00	\$0.00
District	689	Clay	\$2,250.00	\$2,250.00
City	690	Bates	\$1,200.00	\$1,200.00
City	690	Cass	\$500.00	\$500.00
District	702	Howard	\$700.00	\$1,200.00
District	710	McDonald	\$500.00	\$500.00
City	730	Atchison	\$300.00	\$300.00
City	735	Bates	\$250.00	\$250.00
District	735	Platte	\$800.00	\$800.00
District	740	Livingston	\$550.00	\$550.00
District	743	Stone	\$475.00	\$475 plus costs
City	750	Iron	Actual cost	Actual Cost
District	750	Phelps	\$500.00	\$500 plus boring
City	779	Webster	\$125.00	Depends on situation
City	810	Barry	\$130.00	\$130.00
City	814	Atchison	Actual cost	Actual Cost
District	826	Daviess	\$500.00	\$500 plus boring costs
District	830	Bates	\$1,350.00	\$1,450.00
City	837	Lincoln	\$250.00	\$250 plus \$500 bond held for one year
District	855	Ray	\$850.00	\$1,600.00
City	862	Stoddard	\$300.00	\$300.00
City	884	Dade	\$300.00	\$300.00
City	888	Gentry	\$50 plus cost of materials	\$50 plus cost of materials and road repair
District	900	Saline	\$500.00	\$1,000.00
District	920	Stoddard	\$235.00	\$235.00
City	940	Cedar	\$350.00	\$550.00
City	956	Lafayette	\$350.00	\$350.00
District	961	Christian	\$270.00	270 plus costs
District	961	Audrain	\$1,090.00	\$1,440.00
City	982	Stoddard	\$135.00	\$307.00
District	987	Cole	\$275.00	\$275 plus actual costs
District	998	Texas	\$400.00	\$1,600.00
City	1000	Moniteau	\$150.00	???
City	1021	Benton	\$175.00	\$175.00
City	1044	Oregon	\$90.00	\$90.00
City	1074	Putnam	\$300.00	\$600 plus road repair or boring
City	1100	Jefferson	\$700.00	\$700.00
District	1100	Johnson	\$500.00	\$1,300.00
District	1125	Carroll	\$350 plus backhoe charges	\$350 plus backhoe and boring
District	1128	Jackson	\$1,500.00	\$1,500.00
City	1130	Pulaski	\$350.00	\$500.00

New Meter Installation Costs

Type	Connections	County	Cost for on-line meter setting	Cost for across road meter setting
District	1170	Ripley	\$337.50	\$462 plus cost of bore
District	1175	Shelby	\$500.00	\$950.00
District	1188	Warren	\$575.00	\$575 plus backhoe or boring
District	1191	Schuyler	\$600.00	\$600 plus materials and installation
District	1200	Franklin	\$1,300.00	\$1,300.00
City	1240	Montgomery	\$450.00	\$800.00
City	1250	Greene	\$200.00 plus material costs	\$200 plus material costs
District	1274	Clay	\$2,000.00	\$2,000.00
District	1294	Butler	\$325.00	\$750.00
District	1300	Clay	\$2,250.00	\$2,250.00
District	1300	Cass	????	????
City	1350	Wayne	\$175.00	\$550.00
City	1350	Henry	\$250.00	\$400.00
City	1350	Wayne	\$175.00	\$550.00
District	1358	Platte	\$1,900.00	\$2,400.00
District	1385	Clinton	\$1,500.00	\$1,500.00
District	1400	Cass	\$1800 with rock clause	\$1800 with rock clause
District	1400	Grundy	\$300.00	\$300 plus \$15 per foot
District	1475	Scotland	\$300.00	Actual Cost
District	1480	Pulaski	\$350.00	\$350 plus costs
City	1500	St. Francois	\$400.00	\$400 plus backhoe & boring
City	1550	Dallas	\$225.00	\$225.00
District	1563	Knox	\$500.00	\$800.00
District	1596	Boone	\$340.00	\$575.00
City	1600	Barry	\$200.00	\$500.00
District	1600	Marion	\$300.00	\$1,000.00
District	1630	Jasper	\$697.00	\$797 plus actual costs
District	1685	Ste. Gen	\$400.00	\$400.00
District	1700	Platte	\$3,500.00	\$3,500.00
District	1700	Sullivan	\$450.00	\$450 plus \$8 per foot
District	1737	Andrew	\$800.00	\$800 plus \$15 per foot
City	1800	Platte	\$480.00	\$480.00
District	1840	Pike	\$450.00	\$450 plus boring costs
District	1861	Putnam	\$550.00	\$550 plus backhoe & labor costs
City	1876	Madison	\$300.00	\$400 plus road repair & boring
City	1925	Madison	\$275.00	\$325.00
City	1929	Carroll	\$592.00	\$1,000.00
District	1950	Cass	\$1,300.00	\$1,500.00
District	1950	Cass	\$1,300.00	\$1500 plus boring costs
City	1960	Andrew	\$300.00	\$450.00
District	1967	Linn	\$615.00	\$1,172.00
District	2126	Boone	\$525.00	\$700.00
City	2164	Barton	\$125.00	\$250.00
District	2168	Pulaski	\$400.00	\$500.00
District	2185	Lafayette	\$600.00	\$1,200.00
District	2200	Monroe	\$350.00	\$450 plus any boring costs
District	2280	Dekalb	\$735.00	\$735.00
District	2317	Laclede	\$500.00	\$1,500.00
District	2452	Pemiscot	\$480.00	\$890.00
District	2459	Vernon	\$450.00	\$450 plus any boring costs
City	2510	Clay	\$2,405.00	\$2405 plus boring costs
City	2522	Jackson	????	????

**Missouri Rural Water Association
Rate Survey 2002**



Misc. System Costs

System Costs

Type	Connections	County	Year of Last Increase	Owner Deposit	Renter Deposit	Percent of Water Loss	Charge For Late Payment	Bad Check Charge	Shut Off After ? Days
City	19	Ste. Gen	2000	\$30.00	\$75.00	????	10 percent	\$20.00	30
Private	27	Pettis	1984	\$0.00	\$0.00	????	\$5.00	\$0.00	90
District	40	Saline	1995	\$100.00	\$100.00	31	5 percent	\$25.00	15
City	45	Polk	1998	\$75.00	\$75.00	13	10 percent	\$20.00	30
City	48	Chariton	2001	\$30.00	\$60.00	9	\$3.00	\$0.00	never
City	75	Pettis	1992	\$50.00	\$75.00	????	10 percent	\$20.00	60
City	80	Andrew	2000	\$75.00	\$75.00	30	10 percent	\$25.00	60
City	81	Nodaway	????	\$25.00	\$25.00	????	10 percent	\$0.00	60
City	85	Clay	1996	\$100.00	\$100.00	26	\$0.00	\$30.00	60
City	85	Jackson	1999	\$50.00	\$50.00	10	\$8.00	\$25.00	60
City	87	Camden	2000	\$25.00	\$75.00	50	10 percent	\$20.00	30
City	90	Reynolds	1969	\$40.00	\$50.00	????	5 percent	\$0.00	60
City	91	Daviess	????	\$25.00	\$150.00	????	10 percent	\$25.00	30
City	95	Sullivan	????	\$50.00	\$50.00	15	10 percent	\$10.00	90
City	98	Schuylar	2001	\$50.00	\$50.00	8	1 percent	\$20.00	60
City	100	St. Clair	2002	\$75.00	\$75.00	????	10 percent	\$25.00	30
City	100	Nodaway	1991	\$50.00	\$50.00	10	10 percent	\$0.00	60
Private	105	Stone	????	\$32.26	\$32.26	????	????	\$10.00	30
City	105	Pettis	2000	\$0.00	\$75.00	????	10 percent	\$10.00	60
City	105	Shelby	2000	\$50.00	\$50.00	????	5 percent	\$10.00	never
City	110	Grundy	1988	\$40.00	\$40.00	7	10 percent	\$10.00	30
District	110	Cole	2001	\$25.00	\$25.00	????	5 percent	\$0.00	????
City	112	Carter	2002	\$30.00	\$30.00	????	10 percent	\$15.00	60
City	115	Saline	????	\$50.00	\$75.00	15	2 percent	\$0.00	60
City	120	Cooper	1998	\$75.00	\$75.00	????	15 percent	\$10.00	30
City	120	Montgomery	????	\$25.00	\$25.00	15	none	\$10.00	30
City	123	Nodaway	2001	\$50.00	\$50.00	????	\$5.00	\$25.00	30
City	125	Lafayette	1996	\$75.00	\$75.00	9	5 percent	\$0.00	30
City	125	Newton	1992	\$70.00	\$70.00	12	10 percent	\$20.00	60
City	128	Bates	1972	\$90.00	\$90.00	????	5 percent	\$15.00	30
City	130	Mississippi	1999	\$75.00	\$75.00	????	10 percent	\$20.00	30
District	140	Bates	1999	\$125.00	\$125.00	12	\$10.00	\$30.00	30
City	140	Grundy	1997	\$120.00	\$120.00	????	\$5.00	\$10.00	30
City	142	Caldwell	2001	\$200.00	\$200.00	5	10 percent	\$25.00	30
City	144	Polk	1996	\$30.00	\$30.00	7	10 percent	\$0.00	20
City	144	Madison	1980	\$75.00	\$75.00	19	\$25.00	\$0.00	30
City	155	Platte	2000	\$50.00	\$50.00	????	10 percent	\$15.00	60
City	164	Pike	????	\$75.00	\$100.00	????	\$5.00	\$20.00	20
City	165	Carroll	1998	\$50.00	\$100.00	4	\$25.00	\$0.00	45
City	165	Holt	????	\$50.00	\$50.00	10	\$10.00	\$0.00	60
District	180	Gentry	????	\$50.00	\$50.00	10	\$0.00	\$0.00	60
City	181	Dade	2000	\$30.00	\$60.00	28	2 percent	\$20.00	30
City	184	Dekalb	2001	\$100.00	\$100.00	????	10 percent	\$25.00	30
District	185	New Madrid	1992	\$100.00	\$100.00	????	\$10.00	\$0.00	60
City	186	Moniteau	2001	\$50.00	\$100.00	25	\$0.00	\$0.00	90
District	198	Greene	????	\$20.00	\$20.00	????	5 percent	\$0.00	????
District	198	Bates	1989	\$50.00	\$100.00	????	5 percent	\$0.00	????
City	200	Dallas	1995	\$75.00	\$75.00	12	10 percent	\$20.00	30
City	200	Dallas	1995	\$75.00	\$75.00	12	10 percent	\$20.00	30
City	200	Nodaway	????	\$100.00	\$100.00	10	\$10.00	\$25.00	30
District	201	Ozark	1999	\$50.00	\$200.00	40	6 percent	\$15.00	30

System Costs

Type	Connections	County	Year of	Owner	Renter	Percent of	Charge For	Bad Check	Shut Off
District	205	Cooper	1999	\$75.00	\$75.00	20	10 percent	\$25.00	90
City	210	Washington	1997	\$50.00	\$100.00	????	10 percent	????	60
City	210	Schulyer	1995	\$100.00	\$100.00	11	\$3.00	\$10.00	30
City	210	Henry	1981	\$25.00	\$75.00	9	2 percent	\$20.00	60
City	213	Mercer	????	\$20.00	\$70.00	2	10 percent	\$20.00	20
City	215	Cass	2001	\$40.00	\$100.00	11	10 percent	\$25.00	30
City	215	Henry	1997	\$50.00	\$100.00	10	5 percent	\$15.00	60
City	216	Stoddard	????	\$65.00	\$65.00	19	\$5.00	\$0.00	30
City	216	Vernon	1995	\$25.00	\$100.00	????	\$3.50	\$15.00	60
City	218	Dent	2001	\$25.00	\$25.00	????	10 percent	\$20.00	30
City	220	Wright	1996	\$22.00	\$22.00	14	10 percent	\$0.00	60
City	222	Butler	1998	\$100.00	\$100.00	????	10 percent	\$25.00	30
District	225	New Madrid	1999	\$50.00	\$50.00	5	\$3.00	\$0.00	60
City	231	Carter	1985	\$50.00	\$50.00	38	10 percent	\$10.00	60
City	232	Cooper	2001	\$125.00	\$125.00	????	\$5.00	\$20.00	30
City	236	Cass	1999	\$50.00	\$50.00	16	10 percent	\$20.00	30
City	242	Harrison	1999	\$100.00	\$100.00	????	10 percent	\$15.00	20
City	243	Ray	1997	\$90.00	\$125.00	15	10 percent	\$30.00	28
City	245	Carroll	2002	\$100.00	\$100.00	10	10 percent	\$0.00	30
City	250	Hickory	never	\$90.00	\$90.00	10	10 percent	\$20.00	30
City	250	Polk	1995	\$75.00	\$75.00	12	6 percent	\$25.00	60
District	250	Scott	never	\$60.00	\$60.00	????	10 percent	\$10.00	90
City	250	Morgan	2001	\$50.00	\$75.00	15	10 percent	\$35.00	30
City	250	Caldwell	1996	\$100.00	\$100.00	13	10 percent	\$25.00	30
City	256	Lincoln	1996	\$0.00	\$100.00	????	none	\$25.00	15
City	267	Henry	1998	\$0.00	\$100.00	10	\$5.00	\$25.00	10
District	270	Clinton	????	\$100.00	\$200.00	8	10 percent	\$20.00	30
District	272	Cape Girardeau	1985	\$10.00	\$40.00	15	\$5.00	\$15.00	30
City	274	New Madrid	2001	\$274.00	\$274.00	14	????	????	60
City	275	Nodaway	1992	\$25.00	\$25.00	????	\$0.00	\$0.00	60
City	280	Jasper	1996	\$50.00	\$75.00	????	10 percent	\$10.00	45
District	281	Clinton	1996	\$20.00	\$50.00	16	5 percent	\$15.00	90
City	281	Mississippi	1993	\$50.00	\$100.00	14	10 percent	\$25.00	30
City	284	Iron	1998	\$50.00	\$50.00	5	10 percent	\$25.00	30
City	285	Nodaway	2001	\$50.00	\$50.00	17	\$15.00	\$25.00	????
City	286	Callaway	2002	\$75.00	\$75.00	????	10 percent	\$20.00	30
City	290	New Madrid	2001	\$40.00	\$40.00	????	10 percent	\$25.00	30
City	290	Texas	2002	\$50.00	\$50.00	25	10 percent	\$2.00	30
District	290	Platte	1995	\$50.00	\$50.00	13	10 percent	\$25.00	15
District	300	Atchison	2001	\$50.00	\$100.00	20	10 percent	\$20.00	60
City	305	Laclede	1999	\$50.00	\$50.00	????	10 percent	\$25.00	30
District	314	Bates	1992	\$25.00	\$100.00	15	\$5.00	\$0.00	30
City	320	Dekalb	2001	\$100.00	\$100.00	6	5 percent	\$10.00	60
City	324	Greene	2000	\$50.00	\$100.00	19	\$5.00	\$0.00	60
City	326	Dunklin	2001	\$75.00	\$75.00	????	10 percent	\$15.00	60
City	334	Montgomery	2001	\$0.00	\$50.00	????	10 percent	\$25.00	30
City	338	Daviess	1997	\$50.00	\$100.00	10	10 percent	\$25.00	60
City	340	Miller	2001	\$100.00	\$100.00	15	\$5.00	\$25.00	90
City	340	Maries	1995	\$50.00	\$50.00	15	10 percent	\$0.00	60
City	350	Montgomery	2000	\$0.00	\$0.00	8	10 percent	\$25.00	30
District	356	Andrew	1982	\$75.00	\$75.00	35	10 percent	\$15.00	30
District	357	Clay	1998	\$25.00	\$50.00	????	5 percent	\$20.00	30

System Costs

Type	Connections	County	Year of	Owner	Renter	Percent of	Charge For	Bad Check	Shut Off
District	361	Henry	never	\$0.00	\$100.00	????	\$5.00	\$20.00	30
District	362	Clay	1994	\$75.00	\$75.00	3	10 percent	\$0.00	90
City	364	Sullivan	2001	\$100.00	\$100.00	23	10 percent	\$0.00	30
Private	365	Warren	1983	\$0.00	\$60.00	11	\$2.00	\$20.00	90
City	372	Barton	1985	\$50.00	\$50.00	5	10 percent	\$25.00	30
District	374	Pulaski	1989	\$75.00	\$75.00	13	\$35.00	\$20.00	60
City	374	Lewis	2000	\$0.00	\$100.00	3	10 percent	\$10.00	30
City	374	Dekalb	2001	\$59.00	\$59.00	????	10 percent	\$30.00	30
District	376	Saline	????	\$100.00	\$100.00	12	5 percent	\$20.00	60
City	380	Boone	2000	\$75.00	\$75.00	????	10 percent	\$15.00	60
City	380	Warren	1991	\$50.00	\$50.00	15	10 percent	\$20.00	60
City	385	Macon	1985	\$50.00	\$75.00	11	10 percent	\$25.00	20
District	395	Osage	1987	\$0.00	\$0.00	2	10 percent	\$0.00	90
City	400	Carroll	2000	\$75.00	\$75.00	????	10 percent	\$10.00	90
District	410	Harrison	????	\$50.00	\$50.00	11	\$25.00	\$15.00	30
City	418	Barton	2000	\$50.00	\$50.00	1	10 percent	\$25.00	30
District	425	Chariton	2000	\$50.00	\$50.00	7	10 percent	\$20.00	45
District	429	Stoddard	1995	\$30.00	\$100.00	14	10 percent	\$0.00	30
City	430	Randolph	2000	\$0.00	\$100.00	1	\$5.00	\$10.00	30
District	433	Barry	never	\$0.00	\$75.00	15	5 percent	\$2.00	60
District	435	Vernon	2000	\$50.00	\$50.00	2	10 percent	\$15.00	30
City	438	Shelby	????	\$50.00	\$50.00	11	10 percent	\$20.00	21
District	446	Cass	never	\$0.00	\$100.00	9	10 percent	\$0.00	30
City	450	Cass	2002	\$100.00	\$100.00	20	10 percent	\$2.00	60
City	450	Stoddard	2002	\$50.00	\$50.00	13	10 percent	\$0.00	30
City	450	New Madrid	1996	\$38.00	\$38.00	????	none	none	60
City	450	McDonald	????	\$50.00	\$75.00	35	10 percent	\$25.00	30
City	465	Ralls	1995	\$75.00	\$75.00	10	10 percent	\$10.00	25
District	470	Christian	1998	\$25.00	\$50.00	28	5 percent	\$10.00	30
District	475	Chariton	2002	\$100.00	\$100.00	????	10 percent	\$20.00	30
City	480	Christian	2000	\$60.00	\$60.00	35	5 percent	\$25.00	90
District	490	McDonald	2000	????	????	????	10 percent	\$20.00	30
City	500	Worth	????	\$15.00	\$15.00	14	\$0.00	\$20.00	60
District	500	Livingston	2002	\$20.00	\$80.00	15	5 percent	\$15.00	30
City	500	Gentry	1997	\$75.00	\$75.00	10	\$20.00	\$0.00	45
District	510	Greene	2000	\$40.00	\$60.00	????	10 percent	\$0.00	45
District	520	Bates	1999	\$100.00	\$100.00	28	10 percent	\$0.00	30
City	525	Barry	????	\$30.00	\$75.00	15	\$2.50	\$15.00	10
District	525	Daviess	2001	\$40.00	\$40.00	9	\$20.00	\$25.00	60
District	527	Linn	1993	\$75.00	\$75.00	18	10 percent	\$16.50	30
District	528	Daviess	2000	\$50.00	\$100.00	8	\$3.00	\$20.00	30
District	540	Howell	1985	\$0.00	\$50.00	20	5 percent	\$4.00	30
City	540	Benton	1999	\$0.00	\$0.00	????	\$5.00	\$0.00	30
District	550	Cass	1999	\$0.00	\$0.00	12	10 percent	\$20.00	60
City	552	Dade	1997	\$55.00	\$100.00	20	10 percent	\$25.00	30
District	554	Texas	1990	\$40.00	\$80.00	14	5 percent	\$0.00	30
District	575	Lewis	2002	\$0.00	\$0.00	10	10 percent	\$10.00	30
City	575	Mercer	1996	\$25.00	\$40.00	10	10 percent	\$10.00	30
District	576	Madison	????	\$75.00	\$75.00	????	\$10.00	\$20.00	15
City	582	Shannon	1988	\$25.00	\$25.00	15	5 percent	\$20.00	30
City	583	Christian	????	\$40.00	\$50.00	15	10 percent	\$0.00	90
District	585	Cass	1998	\$125.00	\$125.00	6	\$5.00	\$15.00	30

System Costs


Type	Connections	County	Year of	Owner	Renter	Percent of	Charge For	Bad Check	Shut Off
District	589	Platte	1995	\$100.00	\$150.00	????	10 percent	\$15.00	14
City	590	Howard	2002	\$0.00	\$75.00	10	10 percent	\$20.00	60
City	600	Clinton	2001	\$75.00	\$150.00	9	5 percent	\$25.00	30
District	611	Cedar	1997	\$40.00	\$40.00	????	10 percent	\$20.00	60
City	613	Franklin	2000	\$0.00	\$30.00	5	\$5.00	\$4.00	30
City	615	Holt	1997	\$0.00	\$50.00	20	\$0.00	\$0.00	90
District	622	Cooper	2001	\$5.00	\$50.00	19	5 percent	\$0.00	45
City	634	Stoddard	1997	\$67.00	\$67.00	????	10 percent	\$0.00	30
District	650	Cass	1993	\$75.00	\$150.00	8	10 percent	\$30.00	30
District	655	Cass	2000	\$50.00	\$85.00	6	5 percent	\$15.00	90
City	660	Knox	1998	\$10.00	\$100.00	????	10 percent	\$20.00	60
City	673	Macon	1984	\$50.00	\$50.00	19	10 percent	\$25.00	30
District	689	Clay	1994	\$75.00	\$75.00	????	5 percent	\$20.00	30
City	690	Bates	2000	\$75.00	\$75.00	14	5 percent	\$15.00	30
City	690	Cass	2001	\$50.00	\$125.00	????	10 percent	\$20.00	60
District	702	Howard	2000	\$50.00	\$50.00	8	5 percent	\$25.00	60
District	710	McDonald	????	\$0.00	\$100.00	????	10 percent	\$15.00	60
City	730	Atchison	1994	\$50.00	\$50.00	12	10 percent	\$30.00	30
City	735	Bates	????	\$20.00	\$40.00	????	10 percent	\$25.00	30
District	735	Platte	2000	\$50.00	\$50.00	6	10 percent	\$15.00	30
District	740	Livingston	2002	\$25.00	\$50.00	14	10 percent	\$10.00	60
District	743	Stone	1998	\$50.00	\$50.00	????	5 percent	\$15.00	60
City	750	Iron	2001	\$75.00	\$75.00	20	10 percent	\$15.00	30
District	750	Phelps	2000	\$0.00	\$60.00	12	\$5.00	\$15.00	30
City	779	Webster	1979	\$30.00	\$30.00	15	10 percent	\$0.00	30
City	810	Barry	1979	\$50.00	\$50.00	22	10 percent	\$20.00	60
City	814	Atchison	1991	\$50.00	\$50.00	15	10 percent	\$25.00	30
District	826	Daviness	????	\$50.00	\$100.00	????	\$10.00	\$15.00	60
District	830	Bates	2002	\$50.00	\$75.00	15	1.5 percent	\$25.00	60
City	837	Lincoln	????	\$60.00	\$60.00	10	10 percent	\$10.00	60
District	855	Ray	1996	\$100.00	\$200.00	20	10 percent	\$20.00	30
City	862	Stoddard	2001	\$35.00	\$35.00	14	10 percent	\$15.00	11
City	884	Dade	2001	\$50.00	\$50.00	????	10 percent	\$20.00	30
City	888	Gentry	2000	\$0.00	\$50.00	2	3 percent	\$0.00	30
District	900	Saline	1992	\$0.00	\$100.00	20	5 percent	\$15.00	60
District	920	Stoddard	1996	\$30.00	\$40.00	13	10 percent	\$0.00	60
City	940	Cedar	2000	\$50.00	\$50.00	8	10 percent	\$20.00	30
City	956	Lafayette	2000	\$0.00	\$50.00	11	10 percent	\$20.00	30
District	961	Christian	2001	\$30.00	\$30.00	6	5 percent	\$15.00	69
District	961	Audrain	2000	\$40.00	\$80.00	8	10 percent	\$20.00	30
City	982	Stoddard	2001	\$20.00	\$30.00	1	10 percent	\$15.00	30
District	987	Cole	1983	\$50.00	\$75.00	7	10 percent	\$20.00	60
District	998	Texas	2001	\$50.00	\$75.00	25	10 percent	\$15.00	30
City	1000	Moniteau	2002	\$5.00	\$50.00	????	2 percent	\$15.00	90
City	1021	Benton	2001	\$0.00	\$50.00	15	10 percent	\$0.00	30
City	1044	Oregon	1989	\$25.00	\$25.00	35	10 percent	\$15.00	30
City	1074	Putnam	2001	\$100.00	\$100.00	7	10 percent	\$0.00	30
City	1100	Jefferson	2000	\$60.00	\$100.00	5	5 percent	\$25.00	30
District	1100	Johnson	????	\$0.00	\$75.00	12	\$10.00	\$22.00	5
District	1125	Carroll	2000	\$35.00	\$100.00	20	10 percent	\$15.00	30
District	1128	Jackson	????	\$0.00	\$200.00	20	5 percent	\$20.00	60
City	1130	Pulaski	2000	\$50.00	\$50.00	????	10 percent	\$15.00	5

System Costs

Type	Connections	County	Year of	Owner	Renter	Percent of	Charge For	Bad Check	Shut Off
District	1170	Ripley	1991	\$50.00	\$50.00	5	10 percent	\$20.00	90
District	1175	Shelby	1992	\$0.00	\$0.00	5	10 percent	\$10.00	30
District	1188	Warren	2001	\$50.00	\$75.00	4	15 percent	\$10.00	60
District	1191	Schuyler	1999	\$25.00	\$100.00	8	10 percent	\$25.00	60
District	1200	Franklin	2000	\$50.00	\$50.00	5	10 percent	\$0.00	60
City	1240	Montgomery	2000	\$50.00	\$100.00	19	12 percent	\$30.00	60
City	1250	Greene	2001	\$75.00	\$75.00	21	10 percent	\$0.00	60
District	1274	Clay	2001	\$100.00	\$100.00	6	5 percent	\$25.00	60
District	1294	Butler	2000	\$75.00	\$75.00	12	10 percent	\$20.00	60
District	1300	Clay	1988	\$75.00	\$75.00	????	5 percent	\$25.00	90
District	1300	Cass	2000	\$150.00	\$150.00	18	5 percent	\$15.00	90
City	1350	Wayne	1999	\$0.00	\$40.00	5	2 percent	\$0.00	30
City	1350	Henry	1998	\$50.00	\$50.00	????	\$0.00	\$10.00	60
City	1350	Wayne	1999	\$0.00	\$40.00	5	2 percent	\$0.00	30
District	1358	Platte	1995	\$50.00	\$50.00	10	10 percent	\$10.00	60
District	1385	Clinton	1980	\$100.00	\$200.00	10	5 percent	\$15.00	30
District	1400	Cass	2000	\$100.00	\$100.00	????	5 percent	\$15.00	30
District	1400	Grundy	1997	\$50.00	\$200.00	16	10 percent	\$25.00	30
District	1475	Scotland	1990	\$0.00	\$0.00	5	10 percent	\$15.00	30
District	1480	Pulaski	1986	\$30.00	\$60.00	10	10 percent	\$10.00	60
City	1500	St. Francois	2001	\$75.00	\$75.00	27	none	\$30.00	60
City	1550	Dallas	1996	\$15.00	\$75.00	20	10 percent	\$10.00	30
District	1563	Knox	1991	\$0.00	\$100.00	6	10 percent	\$10.00	90
District	1596	Boone	1995	\$25.00	\$25.00	????	5 percent	\$12.00	30
City	1600	Barry	1996	\$50.00	\$50.00	30	10 percent	\$0.00	30
District	1600	Marion	1992	\$35.00	\$75.00	4	10 percent	\$15.00	20
District	1630	Jasper	2000	\$40.00	\$80.00	????	5 percent	\$15.00	60
District	1685	Ste. Gen	2001	\$10.00	\$45.00	13	5 percent	\$10.00	60
District	1700	Platte	2002	\$25.00	\$25.00	18	5 percent	\$20.00	30
District	1700	Sullivan	1993	\$50.00	\$100.00	3	10 percent	\$5.00	30
District	1737	Andrew	2001	\$0.00	\$100.00	20	10 percent	\$25.00	60
City	1800	Platte	2001	\$100.00	\$100.00	????	10 percent	\$25.00	30
District	1840	Pike	1998	\$0.00	\$75.00	13	10 percent	\$20.00	60
District	1861	Putnam	1997	\$50.00	\$100.00	9	10 percent	\$15.00	30
City	1876	Madison	????	\$25.00	\$25.00	17	10 percent	\$15.00	20
City	1925	Madison	????	\$25.00	\$25.00	17	10 percent	\$15.00	20
City	1929	Carroll	2000	\$75.00	\$75.00	10	\$5.00	\$20.00	60
District	1950	Cass	2002	\$100.00	\$100.00	9	10 percent	\$10.00	30
District	1950	Cass	2002	\$100.00	\$100.00	9	10 percent	\$10.00	30
City	1960	Andrew	2001	\$50.00	\$75.00	12	10 percent	\$15.00	30
District	1967	Linn	2001	\$100.00	\$100.00	10	10 percent	\$20.00	60
District	2126	Boone	2001	\$40.00	\$40.00	10	10 percent	\$15.00	30
City	2164	Barton	1994	\$50.00	\$50.00	15	\$7.50	\$7.50	60
District	2168	Pulaski	1998	\$100.00	\$100.00	10	10 percent	\$10.00	30
District	2185	Lafayette	1993	\$0.00	\$120.00	12	5 percent	\$25.00	????
District	2200	Monroe	1993	\$30.00	\$60.00	11	15 percent	\$5.00	30
District	2280	Dekalb	2001	\$0.00	\$125.00	10	10 percent	\$30.00	30
District	2317	Laclede	2000	\$40.00	\$40.00	????	10 percent	\$23.00	60
District	2452	Pemiscot	2001	\$75.00	\$75.00	????	10 percent	\$10.00	60
District	2459	Vernon	1994	\$50.00	\$100.00	10	10 percent	\$20.00	60
City	2510	Clay	2001	\$50.00	\$50.00	????	10 percent	\$0.00	30
City	2522	Jackson	2001	\$50.00	\$100.00	20	10 percent	\$17.00	45

System Costs

Type	Connections	County	Year of	Owner	Renter	Percent of	Charge For	Bad Check	Shut Off
District	2524	Jefferson	2000	\$50.00	\$60.00	16	\$2.00	\$20.00	60
City	2565	Macon	1998	\$0.00	\$80.00	????	10 percent	\$25.00	21
City	2600	Lincoln	1999	\$50.00	\$50.00	????	\$10.00	\$5.00	30
District	2635	Ralls	????	\$10.00	\$35.00	????	15 percent	\$25.00	30
City	2650	Pemiscot	1998	\$50.00	\$50.00	30	\$5.00	\$20.00	15
District	2700	Lewis	1996	\$0.00	\$0.00	13	10 percent	\$0.00	30
District	2775	Franklin	1999	\$50.00	\$50.00	4	\$15.00	\$15.00	45
District	2845	Adair	1999	\$35.00	\$70.00	12	10 percent	\$15.00	30
District	2866	Lafayette	1995	\$60.00	\$60.00	12	10 percent	\$20.00	20
District	3080	Laclede	2000	\$50.00	\$50.00	25	5 percent	\$15.00	30
District	3294	Randolph	1998	\$0.00	\$0.00	9	10 percent	\$15.00	60
District	3335	Callaway	2002	\$40.00	\$40.00	5	10 percent	\$20.00	????
District	3365	Barton	1998	\$40.00	\$40.00	9	10 percent	\$10.00	60
City	3392	Polk	1992	\$80.00	\$80.00	????	10 percent	\$10.00	60
District	3418	Johnson	1989	\$0.00	\$100.00	????	5 percent	\$10.00	30
City	3670	Christian	2000	\$25.00	\$50.00	35	????	????	????
City	3700	Jefferson	2001	\$50.00	\$100.00	18	10 percent	\$20.00	15
District	4300	Macon	1991	\$10.00	\$60.00	13	10 percent	\$15.00	60
District	4337	Callaway	1996	\$50.00	\$50.00	27	\$50.00	\$20.00	30
District	4583	Cole	????	\$30.00	\$40.00	8	5 percent	\$10.00	60
District	4696	Cole	1995	\$15.00	\$15.00	9	10 percent	\$7.50	30
City	5156	St. Francois	2000	\$25.00	\$25.00	19	????	\$15.00	60
City	5377	Cape Girardeau	2000	\$50.00	\$50.00	11	\$10.00	\$20.00	30
District	5600	Jefferson	2002	\$50.00	\$100.00	3	5 percent	\$25.00	60
District	6342	Jefferson	2001	\$50.00	\$50.00	????	????	????	60
District	7250	Boone	2002	\$35.00	\$35.00	15	10 percent	\$20.00	30
District	11000	Jefferson	2001	\$45.00	\$45.00	9	\$1.00	\$20.00	60
City	????	Harrison	2001	\$100.00	\$100.00	10	\$25.00	\$20.00	60
District	????	Hickory	never	????	????	????	10 percent	\$50.00	30
District	????	Buchanan	2000	\$0.00	\$0.00	17	10 percent	\$25.00	30
City	????	Hickory	2001	\$45.00	\$100.00	????	10 percent	\$20.00	20
City	????	Taney	1996	\$65.00	\$65.00	16	10 percent	\$15.00	60
District	????	Jefferson	1989	\$60.00	\$60.00	15	10 percent	\$20.00	60
City	????	????	????	\$50.00	\$100.00	6	????	????	30
District	????	Johnson	1999	\$50.00	\$75.00	10	\$10.00	\$10.00	30
District	????	Jefferson	1999	\$20.00	\$100.00	????	10 percent	\$25.00	60
District	????	Laclede	1999	\$50.00	\$50.00	????	5 percent	\$15.00	60
City	????	Polk	2001	\$45.00	\$45.00	20	10 percent	\$20.00	30
City	????	Platte	????	\$50.00	\$50.00	????	\$0.00	\$0.00	????
City	????	Gasconade	????	\$75.00	\$75.00	????	15 percent	\$10.00	60
City	????	Platte	????	\$50.00	\$50.00	????	\$0.00	\$0.00	????



Facts at a Glance

- Currently nearly 1000 Regular and Associate members
- 81 training classes held in Missouri last year
- 2364 people attended MRWA classes last year
- 196,145 miles traveled by MRWA staff to provide on-site training and technical assistance last year
- 8 Full-time field staff to train and assist Missouri water and wastewater utilities

Missouri Rural Water Association
6101 East Angel Lane
Ashland, Missouri 65010

Phone: 573.657.5533

Fax: 573.657.0533

Website: www.moruralwater.org

Email: MRWAMO@aol.com