

No supplement to this tariff will be issued except for the purpose of canceling this tariff.

Access Services Tariff
Section 5

Original Sheet 23

RECEIVED

DEC 29 1983

MISSOURI

Public Service Commission

ACCESS SERVICES

5. ORDERING OPTIONS FOR SWITCHED AND SPECIAL ACCESS SERVICE-(Continued)

5.4 Planned Facilities Order-(Continued)

5.4.6 Cancellation of a Planned Facilities Order-(Continued)

B. (Continued)

<u>Cancellation Interval</u> <u>In Months Prior To Activation Date</u>	<u>Cancellation Charge</u> <u>Per Capacity Or Channel Cancelled</u>
Less than 1	24 times Monthly Charge(1)
1 to 2	23 times Monthly Charge(1)
Over 2 to 3	22 times Monthly Charge(1)
Over 3 to 4	21 times Monthly Charge(1)
Over 4 to 5	20 times Monthly Charge(1)
Over 5 to 6	19 times Monthly Charge(1)
Over 6 to 7	18 times Monthly Charge(1)
Over 7 to 8	17 times Monthly Charge(1)
Over 8 to 9	16 times Monthly Charge(1)
Over 9 to 10	15 times Monthly Charge(1)
Over 10 to 11	14 times Monthly Charge(1)
Over 11 to 12	13 times Monthly Charge(1)
Over 12 to 13	12 times Monthly Charge(1)
Over 13 to 14	11 times Monthly Charge(1)
Over 14 to 15	10 times Monthly Charge(1)
Over 15 to 16	9 times Monthly Charge(1)
Over 16 to 17	8 times Monthly Charge(1)
Over 17 to 18	7 times Monthly Charge(1)
Over 18 to 19	6 times Monthly Charge(1)
Over 19 to 20	5 times Monthly Charge(1)
Over 20 to 21	4 times Monthly Charge(1)
Over 21 to 22	3 times Monthly Charge(1)
Over 22 to 23	2 times Monthly Charge(1)
Over 23	1 times Monthly Charge(1)

C. Where special construction is involved, Cancellation Charges and/or Termination Liability charges as set forth in Section 14, following, will apply in addition to charges set forth in Paragraph 5.4.6, preceding.

CANCELLED

JUL 1 1986

JAN - 1 1984

83 - 253

Public Service Commission

(1) Monthly Charge is the charge as set forth in Paragraph 5.4.11, following.

BY 1222 S #12
PUBLIC SERVICE COMMISSION
OF MISSOURI

Issued: DEC 29 1983

Effective: JAN 01 1984

By R. D. BARRON, Vice President-Missouri
Southwestern Bell Telephone Company
St. Louis, Missouri

No supplement to this tariff will be issued except for the purpose of canceling this tariff.

Access Services Tariff

Section 5
Original Sheet 24

DEC 29 1983

MISSOURI
Public Service Commission

ACCESS SERVICES

5. ORDERING OPTIONS FOR SWITCHED AND SPECIAL ACCESS SERVICE--(Continued)

5.4 Planned Facilities Order--(Continued)

5.4.7 Activation of Planned Facilities

The Planned Facilities ordered are made available for the IC's future service needs on the activation date. Special or Switched Access Service using the Planned Facilities will be provided pursuant to standard, negotiated or short-notice service date intervals, under an Access Order as set forth in Paragraph 5.2.1, preceding. The service date on such orders may be the same as, or later than, the Planned Facilities Order activation date. For analog and digital high capacity planned facilities order to a Hub, the service date and activation date are always the same. When the service and activation dates are the same, the Access Order charges apply and the Planned Facilities charges do not. If the service is disconnected prior to the expiration of the minimum-period requirements for the Planned Facilities Order, the facilities will be returned to the activated status and Planned Facilities Order minimum-period charges will commence and will apply until such time as the minimum-period requirements are fulfilled.

5.4.8 Delayed Activation Credit

The Telephone Company will make every effort to provide the Planned Facilities to the IC on the established activation date. If the date is missed, unless for reasons beyond the control of the Telephone Company as set forth in Section 2, Paragraph 2.1.3, preceding, and Paragraphs 5.4.12, following, a Delayed Activation Credit will apply and will be credited to the IC's account.

The Delayed Activation Credit will be 1/30 of the monthly charge as specified in Paragraph 5.4.11, following, for each day the date is missed.

5.4.9 Minimum Period

- A. The minimum period for which Planned Facilities are activated for the IC's use and for which charges are applicable is 24 months. Beginning on the activation date, the appropriate charges as specified in Paragraph 5.4.11, following, will apply.

CANCELLED

JUL 1 1986

BY at R.S.#12

PUBLIC SERVICE COMMISSION

OF MISSOURI

FILED

JAN - 1 1984

83 - 253

Public Service Commission


Issued: DEC 29 1983

Effective: JAN 0 1 1984

By R. D. BARRON, Vice President-Missouri
Southwestern Bell Telephone Company
St. Louis, Missouri

No supplement to this tariff will be issued except for the purpose of canceling this tariff.

Access Services Tariff
Section 5
Original Sheet 25



ACCESS SERVICES

5. ORDERING OPTIONS FOR SWITCHED AND SPECIAL ACCESS SERVICE-(Continued)

5.4 Planned Facilities Order-(Continued)


5.4.9 Minimum Period-(Continued)

- B. Facilities in the activated status for which the minimum period has ended will be treated as follows:
 1. Subject to Paragraph 5.4.9, C., following, the IC may retain the facilities in the activated status, and the charges as set forth in Paragraph 5.4.11, following, will apply.
 2. Subject to the provisions of Paragraph 5.5, following, the IC may return the facilities to the Telephone Company upon 30-days' notice. All availability for use by the IC will cease as of that date.
- C. Facilities in the activated status for which the minimum period has ended, and for which there are no currently pending Access Orders, except those where special construction applies, may be taken by the Telephone Company for its use upon written 90-days' notice to the ordering IC. If the IC does not submit Access Orders for the use of such Planned Facilities prior to the end of the 90-day notice period, all availability for use by the IC will cease as of that date or other date mutually agreeable to the Telephone Company and the IC, and charges as set forth in Paragraph 5.4.11, following, will cease.
- D. Planned Facilities provided by special construction will be subject to liabilities and charges as set forth in Section 14, following, in addition to Paragraphs 5.4.9, A, through C., preceding.

CANCELLED

JUL 1 1986

BY John R. S. #12
PUBLIC SERVICE COMMISSION
OF MISSOURI



Issued: DEC 29 1983

Effective: JAN 01 1984

By R. D. BARRON, Vice President-Missouri
Southwestern Bell Telephone Company
St. Louis, Missouri

No supplement to this tariff will be issued except for the purpose of canceling this tariff.

Original Sheet 26
RECEIVED
DEC 29 1983
MISSOURI
Public Service Commission

ACCESS SERVICES

5. ORDERING OPTIONS FOR SWITCHED AND SPECIAL ACCESS SERVICE-(Continued)

5.4 Planned Facilities Order-(Continued)

5.4.10 Minimum Period Charges

When Planned Facilities are returned to the Telephone Company prior to the expiration of the minimum period, charges are applicable for the remainder of the minimum period. The charge for the quantity returned will be an amount equal to the applicable monthly charge times the number of months and/or fraction thereof between the return date and the end of the minimum period. The monthly charge is set forth in Paragraph 5.4.11, following.

5.4.11 Monthly Charge

Monthly charges are applicable for activated Planned Facilities. The monthly charge will apply from the activation date until such time as the facilities are used to provide Access Service via an Access Order or until the minimum period requirements have been satisfied. If the minimum period requirement has been satisfied and the IC chooses to retain the facilities in the activated status, the monthly charge will continue to apply. If the IC requests the Planned Facilities be used to provide Access Service and they are so used, the Planned Facilities monthly charge will cease, and the appropriate Switched or Special Access Service rates and charges set forth in Section 6, Paragraph 6.8 and Section 7, Paragraph 7.5, respectively, will apply.

The monthly charge will serve as the basis for advance payments and Cancellation Charges, as well as for the monthly charge to be billed for activated Planned Facilities.

The monthly charges are as follows:

A. For Switched Access

Activated Switched Access Planned Facilities between the IC terminal location and the end office will be billed at the rates established for Minimum Monthly Usage Charge (MMUC) as set forth in Section 6, Paragraph 6.7.5, following.

CANCELLED
JUL 1 1986
BY R.D.S.#12
PUBLIC SERVICE COMMISSION
OF MISSOURI

FILED
JAN - 1 1984
83 - 253
Public Service Commission

Issued: DEC 29 1983

Effective: JAN 0 1 1984

By R. D. BARRON, Vice President-Missouri
Southwestern Bell Telephone Company
St. Louis, Missouri

No supplement to this tariff will be issued except for the purpose of canceling this tariff.

Access Services Tariff
Section 5

Original Sheet 27
RECEIVED
DEC 29 1983
MISSOURI
Public Service Commission

ACCESS SERVICES

5. ORDERING OPTIONS FOR SWITCHED AND SPECIAL ACCESS SERVICE--(Continued)

5.4 Planned Facilities Order--(Continued)

5.4.11 Monthly Charge--(Continued)

B. For Special Access

Activated Special Access Planned Facilities will be billed at the monthly rates in Section 7, Paragraphs 7.5.1, 7.5.2 and 7.5.4, following, for the Access Connections, Special Transport and Special Access Lines, respectively.

Bridging functions, if specified on the Planned Facilities Order, will be billed at the monthly rates set forth in Section 7, Paragraph 7.5.3, C., following. Billing for all other Features and Functions, including Facility Interface Combinations, even if specified on the order, will not commence until placed in service via an Access Order. The monthly rate is the total of all the items included on the order for which charges are to apply while in the activated status.

C. For Metallic Facilities

Two-wire and four-wire metallic facilities between an IC terminal location and the IC serving wire center, whether ordered as Switched Access or Special Access, will be billed at the monthly rates set forth in Section 7, Paragraph 7.5.1, following, for two-wire and four-wire Special Access Service Access Connections.

5.4.12 Planned Facilities Test and Line Up

A. Prior to the activation date, the Telephone Company will test and line up the facilities provided, as appropriate. Test and line up will be made by the Telephone Company using the IC facilities which are installed at the IC terminal location to terminate the capacity or services provided. The IC shall provide personnel and equipment and shall have its facilities available to complete the testing and line up during the period specified. If the personnel, equipment and facilities are not provided by the IC, and the activation date is missed, no Delayed Activation Credit applies.

CANCELLED

JUL 1 1986

BY J. R. S. #12
PUBLIC SERVICE COMMISSION

OF MISSOURI

FILED

JAN - 1 1984

83 - 253

Public Service Commission

Issued: DEC 29 1983

Effective: JAN 01 1984

By R. D. BARRON, Vice President-Missouri
Southwestern Bell Telephone Company
St. Louis, Missouri

No supplement to this tariff will be issued except for the purpose of canceling this tariff.

Access Services Tariff
Section 5
Original Sheet 28

RECEIVED
MISSOURI
Public Service Commission

ACCESS SERVICES

5. ORDERING OPTIONS FOR SWITCHED AND SPECIAL ACCESS SERVICE-(Continued)

5.4 Planned Facilities Order-(Continued)

5.4.12 Planned Facilities Test and Line Up-(Continued)

B. Testing and line up as set forth in Paragraph 5.4.12, A., preceding, may begin up to 30 days prior to the scheduled activation date. The Telephone Company will notify the IC of the scheduled start date at least ten working days prior to such date. If this date is mutually agreeable, the Telephone Company will begin testing on the scheduled date. If this date is not agreeable to the IC and another date is agreed upon, no Delayed Activation Credit will apply if the facilities are not available on the activation date.

5.5 Switched Access Service Minimum Capacity Requirements

- 5.5.1 When Switched Access Service Access Connections are ordered under Planned Facilities Orders or Access Orders, they will be provided subject to the minimum capacity provisions set forth in Paragraph 5.1.1, preceding, and Paragraphs 5.5.2 through 5.5.7, following.
- 5.5.2 There is no minimum capacity for Interface Groups 1 and 2, except as set forth in Paragraphs 5.4.2, A. 1., preceding. The minimum capacity provided for Interface Groups 3 through 10 and for which charges are applicable is set forth in Paragraph 5.5.6, following.
- 5.5.3 When additional busy-hour minutes of capacity are ordered, they may be provided using activated or in-service Access Connection Interface Groups. Such busy-hour minutes of capacity, up to and including the number that brings the Interface Group to its designated capacity, will be provided without being subject to the minimum capacity provisions as set forth in Paragraph 5.5.6, following. Any additional busy-hour minutes of capacity ordered will be subject to the minimum capacity provisions, unless they are provided under an Access Order using Planned Facilities.

CANCELLED

JUL 1 1986

BY R.S.#12
PUBLIC SERVICE COMMISSION
OF MISSOURI

FILED
JAN - 1 1984
83 - 253
Public Service Commission

Issued: DEC 29 1983

Effective: JAN 0 1 1984

By R. D. BARRON, Vice President-Missouri
Southwestern Bell Telephone Company
St. Louis, Missouri

No supplement to this tariff will be issued except for the purpose of canceling this tariff.

RECEIVED
 Access Services, Tariff Section 5
 Original Sheet 29
 DEC 20 1983
 MISSOURI
 Public Service Commission

ACCESS SERVICES

5. ORDERING OPTIONS FOR SWITCHED AND SPECIAL ACCESS SERVICE-(Continued)

5.5 Switched Access Service Minimum Capacity Requirements-(Continued)

- 5.5.4 When an IC requests high frequency analog or Digital interface groups, the IC is required to order at a minimum, sufficient capacity to utilize 70 percent of the channels.
- 5.5.5 For the purpose of administering the minimum capacity provisions, Access Orders for Access Connection Interface Groups for different Feature Groups may be grouped together if the facilities provided for all the connections are the same and terminate in the same facilities terminal in the same end office.
- 5.5.6 The following table provides the total capacity of the interface and the threshold for minimum order requirements:

<u>Interface Type</u>	<u>Interface Name</u>	<u>Total Capacity (Channels)</u>	<u>Minimum Capacity (Channels)</u>
Analog	Group	12	9
Analog	Supergroup	60	42
Analog	Mastergroup	600	420
Digital	DS1	24	17
Digital	DS1C	48	34
Digital	DS2	96	68
Digital	DS3	672	471
Digital	DS4	4032	2823

The Telephone Company will not provide these Interface Groups when less than 70 percent of the capacity is ordered. For purposes of grouping as set forth in Paragraph 5.5.5, preceding, it shall be assumed that Feature Groups A, B, C or D minutes may be combined.

- 5.5.7 When Switched Access Service provided from available inventory is disconnected and the disconnect causes the in-service capacity to fall below the minimum requirements, the Telephone Company will at the option of the IC:

- A. Disconnect all the service subject to the minimum capacity requirements, and all appropriate charges will apply, or

CANCELLED
 JUL 1 1986
 BY J. R. S. #12
 PUBLIC SERVICE COMMISSION
 OF MISSOURI

FILED
 JAN - 1 1984
 83 - 253
 Public Service Commission

Issued: DEC 29 1983

Effective: JAN 01 1984

By R. D. BARRON, Vice President-Missouri
 Southwestern Bell Telephone Company
 St. Louis, Missouri

No supplement to this tariff will be issued except for the purpose of canceling this tariff.

Access Services Tariff
Section 5

Original Sheet 30
RECEIVED
DEC 29 1983
MISSOURI
Public Service Commission

ACCESS SERVICES

5. ORDERING OPTIONS FOR SWITCHED AND SPECIAL ACCESS SERVICE-(Continued)

5.5 Switched Access Service Minimum Capacity Requirements-(Continued)

5.5.7 (Continued)

- B. Establish a Planned Facilities Order for the minimum capacity as of the disconnect date, and all facilities not in service required to meet the minimum requirements will be established as activated Planned Facilities, with appropriate charges applying.

When a return of Planned Facilities to the Telephone Company causes the activated capacity to fall below the minimum, the Telephone Company will take back all Planned Facilities involved and all appropriate charges will apply.

5.6 Record Modification and Charges

An IC may request a record modification for existing Access Service or activated Planned Facilities. Record modifications include the following types of changes:

- Billing name
- Billing address
- Contact telephone number
- Rearrange account structure
- Change designation of IC serving wire center (applies only to the application of the five-mile rule as set forth in Paragraph 6.7.13, B., following).

The charges to be applied for record modifications are as follows:

- For changes to existing Access Service, a charge equal to the amount of the Other Modification Charge set forth in Paragraph 5.2.2, E., preceding, will apply.
- For changes to activated Planned Facilities, a charge equal to the amount of the Planned Facilities Order Modification Charge set forth in Paragraph 5.4.5, D., preceding, will apply.

CANCELLED

JUL 1 1986

BY 1st R.S. #12
PUBLIC SERVICE COMMISSION
OF MISSOURI

FILED

JAN - 1 1984

83 - 253

Public Service Commission

Issued: **DEC 29 1983**

Effective: **JAN 0 1 1984**

By R. D. BARRON, Vice President-Missouri
Southwestern Bell Telephone Company
St. Louis, Missouri

No Supplement to this tariff will be issued except for the purpose of canceling this tariff.

Access Services Tariff
Section 6
7th Revised Sheet 1
Replacing 6th Revised Sheet 1

ACCESS SERVICES

6. SWITCHED ACCESS SERVICE

The following list matches the Telephone Company's Basic Service Element (BSE) names to the industry standard names for each Switched Access BSE.

<u>Telephone Company Names</u>	<u>Generic Name of ONA Service</u>
Alternate Traffic Routing - End Office Routing - Multiple Traffic Routing	Alternate Routing
(AT) Automatic Number Identification/ (AT) Charge Number Parameter	Calling Billing Number Delivery - FGD Protocol
Flexible Automatic Number Identification (Flex ANI)	Flexible ANI Information Digits
Multiline Hunt Group - Circular Hunting - Preferential Hunting - Regular Line Hunting	Multiline Hunt Group
Nonhunting Number Arrangement	Multiline Hunt Group - Individual Access To Each Port In Hunt Group
Queuing	Multiline Hunt Group - UCD with Queuing
Recorded Announcements	Multiline Hunt Group - CO Announcements
Remote Make Busy	Make Busy Key
Remote Make Busy - Trunk Side	Make Busy Key
Uniform Call Distribution Arrangement	Multiline Hunt Group - Uniform Call Distribution Line Hunting

Issued: March 7, 1994

Effective: April 7, 1994

By M. H. SCHULTEIS, Division Manager-Regulatory & Industry Relations
Southwestern Bell Telephone Company
St. Louis, Missouri

No supplement to this tariff will be issued except for the purpose of canceling this tariff.

Access Services Tariff
Section 6
6th Revised Sheet 1
Replacing 5th Revised Sheet 1

ACCESS SERVICES

6. SWITCHED ACCESS SERVICE

RECEIVED

The following list matches the Telephone Company's Basic Service Elements (BSE) names to the industry standard names for each Switched Access BSE.

Telephone Company Names

Generic Name of Basic Service MISSOURI Public Service Commission

Alternate Traffic Routing
- End Office Routing
- Multiple Traffic Routing

Alternate Routing

Automatic Number Identification

Calling Billing Number
Delivery - FGD Protocol

(AT) Flexible Automatic Number
(AT) Identification (Flex ANI)

Flexible ANI Information
Digits

Multiline Hunt Group
- Circular Hunting
- Preferential Hunting
- Regular Line Hunting

Multiline Hunt Group

Nonhunting Number Arrangement

Multiline Hunt Group
Individual Access to Each
Port In Hunt Group

Queuing

Multiline Hunt Group - UCD
with Queuing

Recorded Announcements

Multiline Hunt Group - CO
Announcements

Remote Make Busy

Make Busy Key

Remote Make Busy - Trunk Side

Make Busy Key

Uniform Call Distribution
Arrangement

Multiline Hunt Group -
Uniform Call Distribution
Line Hunting

CANCELLED

APR 7 1994

BY 7th R.S.#1
Public Service Commission
MISSOURI

FILED

MAR 14 1994

MISSOURI
Public Service Commission

Issued: FEB 04 1994

Effective: ~~MAR 07 1994~~

By M. H. SCHULTEIS, Division Manager-Regulatory & Industry Relations
Southwestern Bell Telephone Company
St. Louis, Missouri

No supplement to this tariff will be issued except for the purpose of canceling this tariff.

Access Services Tariff
Section 6
Revised Sheet 1
Replaced 4th Revised Sheet 1

ACCESS SERVICES

RECEIVED
MAR 29 1993

6. SWITCHED ACCESS SERVICE

MISSOURI

Public Service Commission

The following list matches the Telephone Company (BSE) names to the industry standard names for each Switched Access BSE.

<u>Telephone Company Names</u>	<u>Generic Name of ONA Service</u>
Alternate Traffic Routing - End Office Routing - Multiple Traffic Routing	Alternate Routing
Automatic Number Identification	Calling Billing Number Delivery - FGD Protocol
Multiline Hunt Group - Circular Hunting - Preferential Hunting - Regular Line Hunting	Multiline Hunt Group
Nonhunting Number Arrangement	Multiline Hunt Group - Individual Access To Each Port In Hunt Group
Queuing	Multiline Hunt Group - UCD with Queuing
Recorded Announcements	Multiline Hunt Group - CO Announcements
Remote Make Busy	Make Busy Key
Remote Make Busy - Trunk Side	Make Busy Key
Uniform Call Distribution Arrangement	Multiline Hunt Group Uniform Call Distribution Line Hunting

CANCELLED
MAR 14 1994
BY 6th P.S. #1
Public Service Commission
MISSOURI

FILED

APR 11 1993

92-304

MO. PUBLIC SERVICE COMM.

Issued: **MAR 26 1993**

Effective:

APR 11 1993

By R. D. BARRON, President-Missouri Division
Southwestern Bell Telephone Company
St. Louis, Missouri

No supplement to this tariff will be issued except for the purpose of canceling this tariff.

Access Services Tariff
Section 6
4th Revised Sheet 1
Replacing 3rd Revised Sheet 1

ACCESS SERVICES

RECEIVED

6. SWITCHED ACCESS SERVICE

NOV 19 1991

6.1 General

MO. PUBLIC SERVICE COMM.

Switched Access Service, which is available to customers for their use in furnishing their services to end users, provides a two-point electrical communications path between a customer's premises and an end user's premises. It provides for the use of common terminating, switching, trunking facilities and common subscriber plant of the Telephone Company. Switched Access Service provides for the ability to originate calls from an end user's premises to a customer's premises, and to terminate calls from a customer's premises to an end user's premises in the LATA where it is provided. Specific references to material describing the elements of Switched Access Service are provided in Paragraph 6.1.1 and Paragraph 6.1.2, following.

(RT)

(RT)

6.1.1 Feature Group Arrangements and Manner of Provision

Switched Access Service is provided in four service categories called Feature Groups. These are differentiated by their technical characteristics, i.e., line side vs. trunk side connection at the Telephone Company entry switch, and the manner in which an end user accesses them in originating calling, i.e., with or without an access code. Following is a brief description of each Feature Group arrangement:

CANCELLED

APR 11 1993 #
BY 5th R.S.
Public Service Commission
MISSOURI

Issued: NOV 21 1991

Effective: ~~NOV 21 1991~~

FILED

FEB 12 1992
By R. D. BARRON, President-Missouri Division
Southwestern Bell Telephone Company
St. Louis, Missouri

FEB 12 1992

Public Service Commission

No supplement to this tariff will be issued except for the purpose of canceling this tariff.

Access Services Tariff
Section 6
3rd Revised Sheet 1
Replacing 2nd Revised Sheet 1

ACCESS SERVICES

RECEIVED

AUG 9 1991

6. SWITCHED ACCESS SERVICE

6.1 General

MISSOURI
Public Service Commission

Switched Access Service, which is available to customers for their use in furnishing their services to end users, provides a two-point electrical communications path between a customer's premises and an end user's premises. It provides for the use of common terminating, switching, trunking facilities and common subscriber plant of the Telephone Company. Switched Access Service provides for the ability to originate calls from an end user's premises to a customer's premises, and to terminate calls from a customer's premises to an end user's premises in the LATA where it is provided. Specific references to material describing the elements of Switched Access Service are provided in Paragraph 6.1.1 and Paragraph 6.1.2, following.

(C)
(C)

Rates and charges for Switched Access Service set forth in Paragraph 6.8, following, depend generally on its use by the customer, (i.e., for MTS or WATS services, MTS-WATS equivalent services, or other services such as foreign exchange service). The application of rates for Switched Access Service is described in Paragraph 6.7, following. Rates and charges for services other than Switched Access Service, i.e., a customer's interLATA toll message service, may also be applicable when Switched Access Service is used in conjunction with these other services.

(RT)
|
(RT)

CANCELLED

FEB 12 1992
BY 4 Ph R.S. #1

Public Service Commission
MISSOURI

6.1.1 Feature Group Arrangements and Manner of Provision

(RT)
(RT)

Switched Access Service is provided in four service categories called Feature Groups. These are differentiated by their technical characteristics, i.e., line side vs. trunk side connection at the Telephone Company entry switch, and the manner in which an end user accesses them in originating calling, i.e., with or without an access code. Following is a brief description of each Feature Group arrangement:

Issued: AUG 0 9 1991

Effective: ~~SEP 0 9 1991~~
SEP 30 1991

FILED

By R. D. BARRON, President-Missouri Division
Southwestern Bell Telephone Company
St. Louis, Missouri

SEP 30 1991

Public Service Commission

No supplement to this tariff will be issued except for the purpose of canceling this tariff.

Access Services Tariff
Section 6
2nd Revised Sheet 1
Replacing 1st Revised Sheet 1
RECEIVED

ACCESS SERVICES

OCT 13 1987

6. SWITCHED ACCESS SERVICE

MISSOURI
Public Service Commission

6.1 General

Switched Access Service, which is available to customers for their use in furnishing their services to end users, provides a two-point electrical communications path between a customer's premises and an end user's premises. It provides for the use of common terminating, switching, trunking facilities and common subscriber plant of the Telephone Company. Switched Access Service provides for the ability to originate calls from and end user's premises to a customer's premises, and to terminate calls from a customer's premises to an end user's premises in LATA where it is provided. Specific references to material describing the elements of Switched Access Service are provided in Paragraph 6.1.1 and Paragraph 6.1.2, following.

(RT)

Rates and charges for Switched Access Service set forth in Paragraph 6.8 following, depend generally on its use by the customer, (i.e., for MTS or WATS services, MTS-WATS equivalent services, or other services such as foreign exchange service). The application of rates for Switched Access Service is described in Paragraph 6.7, following. Rates and charges for services other than Switched Access Service, i.e., a customer's inter-LATA toll message service, may also be applicable when Switched Access Service is used in conjunction with these other services. Descriptions of such applicability are provided in Paragraphs 6.2.1, A., 3.; 6.2.2, A., 5.; 6.2.2, B., 4.; 6.2.3, A., 5.; 6.2.4, A., 4.; 6.7.10 and 6.7.12, following. Finally, a credit is applied against line side Switched Access Service charges as described in Paragraph 6.7.11, following.

CANCELLED
BY 3 R.S. #1

6.1.1 Feature Group Arrangements and Manner of Provision **Public Service Commission**

MISSOURI

Switched Access Service is provided in four service categories with standard and optional features called Feature Groups. These are differentiated by their technical characteristics, i.e., line side vs. trunk side connection at the Telephone Company entry switch, and the manner in which an end user accesses them in originating calling, i.e., with or without an access code. Following is a brief description of each Feature Group arrangement:

FILED

OCT 16 1987
70-87-42
Public Service Commission

Issued: OCT 14 1987.

Effective: OCT 16 1987.

By R. D. BARRON, President-Missouri Division
Southwestern Bell Telephone Company
St. Louis, Missouri

No supplement to this tariff will be issued except for the purpose of canceling this tariff.

Access Services Tariff
Section 6
1st Revised Sheet 1
Replacing Original Sheet 1

RECEIVED

JUN 27 1986

MISSOURI

(CP)ACCESS SERVICES

6. SWITCHED ACCESS SERVICE

6.1 General

Switched Access Service, which is available to customers for their use in furnishing their services to end users, provides a two-point electrical communications path between a customer's premises and an end user's premises. It provides for the use of common terminating, switching and trunking facilities, and both common subscriber plant and unshared subscriber plant (i.e., WATS access lines) of the Telephone Company. Switched Access Service provides for the ability to originate calls from an end user's premises to a customer's premises, and to terminate calls from a customer's premises to an end user's premises in LATA where it is provided. Specific references to material describing the elements of Switched Access Service are provided in Paragraph 6.1 and Paragraph 6.1.2, following.

CANCELLED
OCT 16 1987
BY 2425 #1
Public Service Commission
Missouri

Rates and charges for Switched Access Service set forth in Paragraph 6.8 following, depend generally on its use by the customer, by e.g. for MTS or WATS services, MTS-WATS equivalent services, or other services such as foreign exchange service). The application of rates for Switched Access Service is described in Paragraph 6.7, following. Rates and charges for services other than Switched Access Service, i.e., a customer's inter-LATA toll message service, may also be applicable when Switched Access Service is used in conjunction with these other services. Descriptions of such applicability are provided in Paragraphs 6.2.1, A., 7.; 6.2.1, B., 3.; 6.2.2, A., 5.; 6.2.2, B., 4.; 6.2.3, A., 5.; 6.2.4, A., 4.; 6.7.10 and 6.7.12, following. Finally, a credit is applied against line side Switched Access Service charges as described in Paragraph 6.7.11, following.

6.1.1 Feature Group Arrangements and Manner of Provision

Switched Access Service is provided in four service categories with standard and optional features called Feature Groups. These are differentiated by their technical characteristics, i.e., line side vs. trunk side connection at the Telephone Company entry switch, and the manner in which an end user accesses them in originating calling, i.e., with or without an access code. Following is a brief description of each Feature Group arrangement:

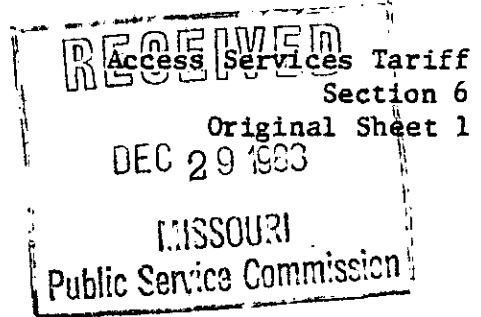
FILED
JUL 1 1986
86-84
Public Service Commission

Issued: JUN 27 1986

Effective: JUL 1 1986

By R. D. BARRON, President-Missouri Division
Southwestern Bell Telephone Company
St. Louis, Missouri

No supplement to this tariff will be issued except for the purpose of canceling this tariff.



ACCESS SERVICES

6. SWITCHED ACCESS SERVICE

6.1 General

Switched Access Service provides a two-point electrical communications path between the IC terminal location and telephone exchange service locations. Each path is capable of the transmission of voice and associated telephone signals within the frequency bandwidth of approximately 300 to 3000 Hz.

Switched Access Service provides for the use of common terminating, switching and trunking facilities and jointly used subscriber plant of the Telephone Company's public switched network by IC's for their use in furnishing their services. Directory listings are not included with Switched Access. These are provided from the Telephone Company's Local and/or General Exchange Service Tariff.

Switched Access Service is provided in various feature group arrangements which are differentiated by the type of connection (i.e., line side connection and trunk side connection) and the access calling pattern (e.g., 950-10XX calling in a LATA, 10XX calling in a LATA, etc.).

Switched Access Service provides for the ability to make and receive calls to and from telephone exchange service locations in the LATA associated with the specific feature group provided.

At the option of the IC, Switched Access Service may be provided for both interstate and intrastate communications. When the IC orders such mixed access, it is responsible for providing the reports in Paragraph 2.3.14, preceding, to the Telephone Company.

When the IC plans to use Switched Access Service in connection with the resale of services of another IC, such Switched Access Service will be provided subject to the rate regulations set forth in Paragraph 6.7.3, following. Such Switched Access Service will be provided as set forth in the following paragraphs of this Section. The IC shall order the features and options it desires in accordance with the provisions of this Section.


6.1.1 Feature Group Arrangements

There are four feature group arrangements through which Switched Access Service is provided. Following is a brief description of each. More detailed descriptions are set forth in Paragraph 6.2, following.

A. Feature Group A (FGA)

FGA Access provides line side access to Telephone Company end office switches with an associated seven-digit local telephone number for the IC's use in originating and terminating communications.

CANCELLED stamp with handwritten signature and date 12/29/83



Issued: DEC 29 1983

Effective: JAN 01 1984

By R. D. BARRON, Vice President-Missouri Southwestern Bell Telephone Company St. Louis, Missouri

No Supplement to this tariff will be issued except for the purpose of canceling this tariff.

Access Services Tariff
Section 6
5th Revised Sheet 2
Replacing 4th Revised Sheet 2

ACCESS SERVICES

6. SWITCHED ACCESS SERVICE-(Continued)

6.1 General

Switched Access Service, which is available to customers for their use in furnishing their services to end users, provides a two-point electrical communications path between a customer's premises and an end user's premises. It provides for the use of common terminating, switching, trunking facilities and common subscriber plant of the Telephone Company. Switched Access Service provides for the ability to originate calls from an end user's premises to a customer's premises, and to terminate calls from a customer's premises to an end user's premises in the LATA where it is provided. Specific references to material describing the elements of Switched Access Service are provided in Paragraphs 6.1.1, 6.1.2, 6.2, and 6.3.

(RT)

(RT)

A transitional period exists during which Switched Access Service will be provided either in four service categories called Feature Groups or in three service categories called Basic Serving Arrangements (BSAs) along with their associated Basic Service Elements (BSEs). This transition period will expire at the time Feature Groups are eliminated for interstate services. At the expiration of this transition period, Feature Group arrangements will be abolished, any remaining feature group services will be automatically converted by the Telephone Company to BSA/BSE formats and Switched Access Service will only be provided as Basic Serving Arrangements and Basic Service Elements.

The Telephone Company will provide written notification of the date the Feature Groups are being eliminated, as well as the last date the Telephone Company will accept orders for feature group service to all access customers of record. This notification will be sent at least six months in advance of the elimination date.

During this transitional period, Switched Access Service will be provided as both Feature Groups and Basic Serving Arrangements to Telephone Company end offices (either directly routed or routed via an access tandem) except as set forth following:

Issued: December 6, 1993

Effective: July 12, 1994

By M. H. SCHULTEIS, Division Manager-Regulatory & Industry Relations
Southwestern Bell Telephone Company
St. Louis, Missouri

No supplement to this tariff will be issued except for the purpose of canceling this tariff.

Access Services Tariff
Section 6
4th Revised Sheet 2
Replacing 3rd Revised Sheet 2

CANCELLED

RECEIVED

ACCESS SERVICES

6. SWITCHED ACCESS SERVICE--(Continued)

JUL 12 1994

MAR 29 1993

6.1 General

BY 5# B.S.#2
Public Service Commission
MISSOURI Public Service Commission

Switched Access Service, which is available to customers for their use in furnishing their services to end users, provides a two-point electrical communications path between a customer's premises and an end user's premises. It provides for the use of common terminating, switching, trunking facilities and common subscriber plant of the Telephone Company. Switched Access Service provides for the ability to originate calls from an end user's premises to a customer's premises, and to terminate calls from a customer's premises to an end user's premises in the LATA where it is provided. Specific references to material describing the elements of Switched Access Service are provided in Paragraphs 6.1.1, 6.1.2, 6.2, and 6.3.

The Switched Access Service Tariffs that implement the Company's intrastate Open Network Architecture access structure (e.g., Basic Serving Arrangements, Basic Service Elements) are designated as "Experimental and Temporary." Absent good cause, the Company will file permanent ONA tariffs no later than December 31, 1993. Until those permanent tariffs become effective, these Experimental and Temporary tariffs will remain in effect.

A transitional period exists during which Switched Access Service will be provided either in four service categories called Feature Groups or in three service categories called Basic Serving Arrangements (BSAs) along with their associated Basic Service Elements (BSEs). This transition period will expire at the time Feature Groups are eliminated for interstate services. At the expiration of this transition period, Feature Group arrangements will be abolished, any remaining feature group services will be automatically converted by the Telephone Company to BSA/BSE formats and Switched Access Service will only be provided as Basic Serving Arrangements and Basic Service Elements.

The Telephone Company will provide written notification of the date the Feature Groups are being eliminated, as well as the last date the Telephone Company will accept orders for feature group service to all access customers of record. This notification will be sent at least six months in advance of the elimination date.

During this transitional period, Switched Access Service will be provided as both Feature Groups and Basic Serving Arrangements to Telephone Company end offices (either directly routed or routed via an access tandem) except as set forth following:

FILED

APR 11 1993
92-304

Issued:

MAR 26 1993

Effective:

MO. PUBLIC SERVICE COMMISSION

APR 14 1993

By A. D. ROBERTSON, Assistant Vice President-External Affairs
Southwestern Bell Telephone Company
St. Louis, Missouri

(MT)

(AT)

(MT)

(AT)

(MT)

No supplement to this tariff will be issued except for the purpose of canceling this tariff.

Access Services Tariff
Section 6
3rd Revised Sheet 2
Replacing 2nd Revised Sheet 2

ACCESS SERVICES

RECEIVED

6. SWITCHED ACCESS SERVICE--(Continued)

DEC 7 1989

6.1 General--(Continued)

MISSOURI

6.1.1 Feature Group Arrangements and Manner of Provision--(Continued)

A. Feature Group A (FGA)

FGA Access, which is available to all customers, provides line side access to Telephone Company end office switches with an associated seven digit local telephone number for the customer's use in originating and terminating communications. FGA Access may also be used to terminate 800 and 900 Access Service calls. FGA Access is not offered for use in terminating FGC and FGD originating communications. A more detailed description of FGA Access is provided in Paragraph 6.2.1, following.

(AT)

B. Feature Group B (FGB)

FGB Access, which is available to all customers, except for the termination of originating calls placed over FGC or D by MTS/WATS providers, provides trunk side access to Telephone Company end office switches with an associated uniform 950-0XXX or 950-1XXX access code for the customer's use in originating and terminating communications. FGB Access may also be used to originate 800 and 900 Access Service until such time as FGD becomes available in the end office. FGB Access may also be used to terminate 800 and 900 Access Service calls. A more detailed description of FGB Access is provided in Paragraph 6.2.2, following.

(AT)

(AT)

C. Feature Group C (FGC)

FGC Access, which is available only to providers of MTS and WATS, provides trunk side access to Telephone Company end office switches for the customer's use in originating and terminating communications. FGC Access may also be used to originate and terminate 800 and 900 Access Service. This service is available in all end offices which are not equipped for Feature Group D End Office Switching. Existing FGC Access will be converted to Feature Group D Access when it becomes available in an end office. A more detailed description of FGC Access is provided in Paragraph 6.2.3, following.

(AT)

CANCELLED

APR 11 1993

BY H. R. S. #2

Public Service Commissioner
MISSOURI

Issued: DEC 29 1989

Effective: JAN 29 1990 FILED

By R. D. BARRON, President--Missouri Division
Southwestern Bell Telephone Company
St. Louis, Missouri

JAN 29 1990

Public Service Commissioner

No supplement to this tariff will be issued except for the purpose of canceling this tariff.

Access Services Tariff
Section 6
2nd Revised Sheet 2
Replacing 1st Revised Sheet 2

RECEIVED

OCT 13 1987

ACCESS SERVICES

6. SWITCHED ACCESS SERVICE-(Continued)

6.1 General-(Continued)

MISSOURI
Public Service Commission

6.1.1 Feature Group Arrangements and Manner of Provision-(Continued)

A. Feature Group A (FGA)

FGA Access, which is available to all customers, provides line side access to Telephone Company end office switches with an associated seven digit local telephone number for the customer's use in originating and terminating communications. FGA Access may also be used to terminate 800 Access Service calls. FGA Access is not offered for use in terminating FGC and FGD originating communications. A more detailed description of FGA Access is provided in Paragraph 6.2.1, following.

(AT)
(AT)

B. Feature Group B (FGB)

FGB Access, which is available to all customers, except for the termination of originating calls placed over FGC or D by MTS/WATS providers, provides trunk side access to Telephone Company end office switches with an associated uniform 950-0XXX or 950-1XXX access code for the customer's use in originating and terminating communications. FGB Access may also be used to originate 800 Access Service until such time as FGD becomes available in the end office. FGB Access may also be used to terminate 800 Access Service calls. A more detailed description of FGB Access is provided in Paragraph 6.2.2, following.

(AT)
(AT)
|
(AT)

C. Feature Group C (FGC)

FGC Access, which is available only to providers of MTS and WATS, provides trunk side access to Telephone Company end office switches for the customer's use in originating and terminating communications. FGC Access may also be used to originate and terminate 800 Access Service. This service is available in all end offices which are not equipped for Feature Group D End Office Switching. Existing FGC Access will be converted to Feature Group D Access when it becomes available in an end office. A more detailed description of FGC Access is provided in Paragraph 6.2.3, following.

(AT)

CANCELLED

FILED

JAN 29 1990

OCT 16 1987

BY 322 P.S.# 2
Public Service Commission
MISSOURI

70-87-42
Public Service Commission

Issued: OCT 14 1987

Effective: OCT 16 1987

No supplement to this tariff will be issued except for the purpose of canceling this tariff.

Access Services Tariff
Section 6
1st Revised Sheet 2
Replacing Original Sheet 2

(CP)ACCESS SERVICES

6. SWITCHED ACCESS SERVICE-(Continued)

6.1 General-(Continued)

6.1.1 Feature Group Arrangements and Manner of Provision-(Continued)

A. Feature Group A (FGA)

FGA Access, which is available to all customers, provides line side access to Telephone Company end office switches with an associated seven digit local telephone number for the customer's use in originating and terminating communications. FGA Access is not offered for use in terminating FGC and FGD originating communications. A more detailed description of FGA Access is provided in Paragraph 6.2.1, following.

B. Feature Group B (FGB)

FGB Access, which is available to all customers, except for the termination of originating calls placed over FGC or D by MTS/WATS providers, provides trunk side access to Telephone Company end office switches with a associated uniform 950-0XXX or 950-1XXX access code for the customer's use in originating and terminating communications. A more detailed description of FGB Access is provided in Paragraph 6.2.2, following.

C. Feature Group C (FGC)

FGC Access, which is available only to providers provides trunk side access to Telephone Company end office switches for the customer's use in originating and terminating communications. This service is available in all end offices which are not equipped for Feature Group D End Office Switching. Existing FGC Access will be converted to Feature Group D Access when it becomes available in an end office. A more detailed description of FGC Access is provided in Paragraph 6.2.3, following.

RECEIVED
JUN 27 1986
Public Service Commission

CANCELLED
OCT 16 1987
BY 201RS #2
Public Service Commission
MISSOURI

FILED
JUL 1 1986
86-84
Public Service Commission

Issued: JUN 27 1986

Effective: JUL 1 1986

By R. D. BARRON, President-Missouri Division
Southwestern Bell Telephone Company
St. Louis, Missouri

No supplement to this tariff will be issued except for the purpose of canceling this tariff.

Access Services Tariff
Section 6
Original Sheet 2
DEC 29 1983
MISSOURI
Public Service Commission

ACCESS SERVICES

6. SWITCHED ACCESS SERVICE-(Continued)

6.1 General-(Continued)

6.1.1 Feature Group Arrangements-(Continued)

B. Feature Group B (FGB)

FGB Access provides trunk side access to Telephone Company end office switches with an associated uniform 950-10XX access code for the IC's use in originating and terminating communications.

C. Feature Group C (FGC)

FGC Access provides trunk side access to Telephone Company end office switches for providers of MTS and WATS use in originating and terminating communications. This service is available in all end offices which are not equipped for Feature Group D End Office Switching.

D. Feature Group D (FGD)

FGD Access provides trunk side access to Telephone Company end office switches with an associated 10XX access code for the IC's use in originating and terminating communications.

Switched Access Service feature groups are available as follows:

- Feature Group A: to all IC's.
- Feature Group B: to all IC's.
- Feature Group C: only to providers of MTS and WATS until Feature Group D is available in an end office switch.
- Feature Group D: to all IC's.

6.1.2 Dedicated Access Line Service

Dedicated Access Line Service is a type of Special Access Service that is provided only for use with Feature Group C and D Switched Access Service. Dedicated Access Line Service connects an End User premises with a WATS or WATS-type serving office. This service is described in Paragraph 7.2.1, F., following.

JUL 1 1986
BY 1st R.S.#2
PUBLIC SERVICE COMMISSION
OF MISSOURI

FILED
JAN - 1 1984
83 - 253
Public Service Commission

Issued: DEC 29 1983

Effective: JAN 01 1984

By R. D. BARRON, Vice President-Missouri
Southwestern Bell Telephone Company

No Supplement to this tariff will be issued except for the purpose of canceling this tariff.

Access Services Tariff
Section 6
6th Revised Sheet 3
Replacing 5th Revised Sheet 3

ACCESS SERVICES

6. SWITCHED ACCESS SERVICE-(Continued)

6.1 General-(Continued)

- (AT) - Bundled and unbundled trunk side equivalents (e.g., FGB and BSA-B, FGC and BSA-C, and FGD and BSA-D) may not be provided for the same Carrier Identification Code (CIC) at Telephone Company end offices which subtend the same access tandem. When a Telephone Company end office subtends multiple tandems (e.g., an access tandem and an OSS tandem), bundled and unbundled equivalents may not be provided for the same CIC at any Telephone Company end office which subtends either tandem.
- Bundled and unbundled line side equivalents (i.e., FGA and BSA-A) may not be mixed in the same multiline hunt group.

Switched Access Service Categories are differentiated by their technical characteristics, e.g., line side vs. trunk side connection at the Telephone Company entry switch, and the manner in which an end user accesses them in originating calling, e.g., with or without an access code. Feature Groups are described in Section 6, Paragraph 6.2, following. Basic Service Arrangements are described in Section 6, Paragraph 6.3, following.

(FC) 6.1.1 Manner of Provision

(RT)

(RT)

(AT) Switched Access is furnished in either quantities of lines or trunks for FGA, FGB, BSA-A and BSA-B, busy hour minutes of capacity (BHMCs) for (AT) FGC, FGD, BSA-C, and BSA-D, or in quantities of channels for DNAL. FGD and BSA-D may also be provided to customers on a per trunk basis as set forth in Paragraph 5.2, preceding.

BHMCs and trunks are differentiated by type and directionality of traffic carried over a Switched Access Service arrangement. Differentiation of traffic is necessary for the Telephone Company to properly design Switched Access Service to meet the traffic carrying capacity requirement of the customer.

There are two major traffic categories identified as: Originating and Terminating.

Originating represents access capacity within a LATA for carrying traffic from the end user to the customer;

(MT)

Issued: March 26, 1993

Effective: April 11, 1993

By A. D. ROBERTSON, Assistant Vice President-External Affairs
Southwestern Bell Telephone Company
St. Louis, Missouri

No supplement to this tariff will be issued except for the purpose of canceling this tariff.

Access Services Tariff
Section 6
5th Revised Sheet 3
Replacing 4th Revised Sheet 3

ACCESS SERVICES

RECEIVED
SEP 6 1991

6. SWITCHED ACCESS SERVICE-(Continued)

6.1 General-(Continued)

MISSOURI
Public Service Commission

6.1.1 Feature Group Arrangements and Manner of Provision-(Continued)

D. Feature Group D (FGD)

FGD Access, which is available to all customers, provides trunk side access to Telephone Company end office switches with an associated uniform 10XXX access code for the customer's use in originating and terminating communications. FGD Access may also be used to originate and terminate 800 and 900 Access Service. FGD Access may be used to originate 950-XXXX calls where the customer has elected the FGD with 950 Access feature. A more detailed description of FGD Access is provided in Paragraph 6.2.4, following.

(AT)
(AT)

E. Manner of Provision

Switched Access is furnished in either quantities of lines or trunks for Feature Group A and Feature Group B, or in busy hour minutes of capacity (BHMCs) for Feature Group C and Feature Group D. FGD may also be provided to customers on a per trunk basis as set forth in Paragraph 5.2, preceding.

BHMCs and trunks are differentiated by type and directionality of traffic carried over a Switched Access Service arrangement. Differentiation of traffic is necessary for the Telephone Company to properly design Switched Access Service to meet the traffic carrying capacity requirement of the customer.

There are two major traffic categories identified as: Originating and Terminating.

Originating represents access capacity within a LATA for carrying traffic from the end user to the customer;

Terminating represents access capacity within a LATA for carrying traffic from:

- The customer to the end user; or
- the customer to a Directory Assistance location.

When ordering capacity for FGC or FGD, the customer must at specify such access capacity in terms of Originating and/or Terminating capacity.

CANCELLED

APR 11 1993
BY 6th R.S. #3

Public Service Commission

MISSOURI

Issued: SEP 09 1991

Effective: ~~087-0-0-1001~~
OCT 19 1991

FILED

By R. D. BARRON, President-Missouri Division
Southwestern Bell Telephone Company
St. Louis, Missouri

OCT 19 1991

MO. PUBLIC SERVICE COMM.

No supplement to this tariff will be issued except for the purpose of canceling this tariff.

Access Services Tariff
Section 6
4th Revised Sheet 3
Replacing 3rd Revised Sheet 3

ACCESS SERVICES

6. SWITCHED ACCESS SERVICE-(Continued)

RECEIVED

6.1 General-(Continued)

DEC 7 1989

6.1.1 Feature Group Arrangements and Manner of Provision-(Continued)

MISSOURI
Public Service Commission

D. Feature Group D (FGD)

(AT) FGD Access, which is available to all customers, provides trunk side access to Telephone Company end office switches with an associated uniform 10XXX access code for the customer's use in originating and terminating communications. FGD Access may also be used to originate and terminate 800 and 900 Access Service. A more detailed description of FGD Access is provided in Paragraph 6.2.4, following.

E. Manner of Provision

Switched Access is furnished in either quantities of lines or trunks for Feature Group A and Feature Group B, or in busy hour minutes (BHMCs) for Feature Group C and Feature Group D. FGD may also be provided to customers on a per trunk basis as set forth in Paragraph 6.2.4 preceding.

BHMCs and trunks are differentiated by type and directionality of traffic carried over a Switched Access Service arrangement. Differentiation of traffic is necessary for the Telephone Company to properly design Switched Access Service to meet the traffic carrying capacity requirement of the customer.

There are two major traffic categories identified as: Originating and Terminating.

Originating represents access capacity within a LATA for carrying traffic from the end user to the customer;

Terminating represents access capacity within a LATA for carrying traffic from:

The customer to the end user; or

the customer to a Directory Assistance location.

When ordering capacity for FGC or FGD, the customer must at a minimum specify such access capacity in terms of Originating and/or Terminating capacity.

Issued: DEC 29 1989

Effective: JAN 29 1990

FILED

JAN 29 1990

By R. D. BARRON, President-Missouri Division
Southwestern Bell Telephone Company Public Service Commission
St. Louis, Missouri

No supplement to this tariff will be issued except for the purpose of canceling this tariff.

Access Services Tariff
Section 6
3rd Revised Sheet 3
Replacing 2nd Revised Sheet 3

ACCESS SERVICES

RECEIVED

JAN 19 1988

MISSOURI

Public Service Commission

6. SWITCHED ACCESS SERVICE-(Continued)

6.1 General-(Continued)

6.1.1 Feature Group Arrangements and Manner of Provision-(Continued)

D. Feature Group D (FGD)

FGD Access, which is available to all customers, provides trunk side access to Telephone Company end office switches with an associated uniform 10XXX access code for the customer's use in originating and terminating communications. FGD Access may also be used to originate and terminate 800 Access Service. A more detailed description of FGD Access is provided in Paragraph 6.2.4, following.

E. Manner of Provision

Switched Access is furnished in either quantities of lines or trunks for Feature Group A and Feature Group B, or in busy hour minutes of capacity (BHMCs) for Feature Group C and Feature Group D. FGD may also be provided to customers on a per trunk basis as set forth in Paragraph 5.2, preceding.

BHMCs and trunks are differentiated by type and directionality of traffic carried over a Switched Access Service arrangement. Differentiation of traffic is necessary for the Telephone Company to properly design Switched Access Service to meet the traffic carrying capacity requirement of the customer.

There are two major traffic categories identified as: Originating and Terminating.

Originating represents access capacity within a LATA for carrying traffic from the end user to the customer;

Terminating represents access capacity within a LATA for carrying traffic from:

- The customer to the end user; or
- the customer to a Directory Assistance location.

When ordering capacity for FGC or FGD, the customer must specify such access capacity in terms of Originating and/or Terminating capacity.

CANCELLED

JAN 29 1990

BY 4 R.S.#3

Public Service Commission

MISSOURI

FILED

FEB 19 1988

Issued: JAN 20 1988

Effective: FEB 19 1988

Public Service Commission

By R. D. BARRON, President-Missouri Division
Southwestern Bell Telephone Company
St. Louis, Missouri

(CP)

(CT)

No supplement to this tariff will be issued except for the purpose of canceling this tariff.

Access Services Tariff
Section 6
2nd Revised Sheet 3
Replacing 1st Revised Sheet 3

ACCESS SERVICES

RECEIVED

OCT 18 1987

6. SWITCHED ACCESS SERVICE-(Continued)

6.1 General-(Continued)

MISSOURI

6.1.1 Feature Group Arrangements and Manner of Provision-(Continued)

Public Service Commission

D. Feature Group D (FGD)

FGD Access, which is available to all customers, provides trunk side access to Telephone Company end office switches with an associated uniform 10XXX access code for the customer's use in originating and terminating communications. FGD Access may also be used to originate and terminate 800 Access Service. A more detailed description of FGD Access is provided in Paragraph 6.2.4, following.

(AT)
(AT)

(CP) E. Manner of Provision

Switched Access is furnished in either quantities of lines or trunks for Feature Group A and Feature Group B, or in busy hour minutes of capacity (BHMCs) for Feature Group C and Feature Group D.

BHMCs and trunks are differentiated by type and directionality of traffic carried over a Switched Access Service arrangement. Differentiation of traffic is necessary for the Telephone Company to properly design Switched Access Service to meet the traffic carrying capacity requirement of the customer.

There are two major traffic categories identified as: Originating and Terminating

Originating represents access capacity within a LATA for carrying traffic from the end user to the customer;

Terminating represents access capacity within a LATA for carrying traffic from:

- The customer to the end user; or
- the customer to a Directory Assistance location.

CANCELLED

FEB 19 1988

BY *3M* *RS#3*

Public Service Commission

When ordering capacity for FGC or FGD, the customer must specify such access capacity in terms of Originating and/or Terminating BHMCs.

MISSOURI

FILED

OCT 16 1987

TO-87-42

Public Service Commission

Issued: OCT 14 1987

Effective: OCT 16 1987

By R. D. BARRON, President-Missouri Division
Southwestern Bell Telephone Company
St. Louis, Missouri

No supplement to this tariff will be issued except for the purpose of canceling this tariff.

Access Services Tariff
Section 6
1st Revised Sheet 3
Replacing Original Sheet 3

(CP)ACCESS SERVICES

6. SWITCHED ACCESS SERVICE-(Continued)

6.1 General-(Continued)

6.1.1 Feature Group Arrangements and Manner of Provision-(Continued)

D. Feature Group D (FGD)

FGD Access, which is available to all customers, provides trunk side access to Telephone Company end office switches with an associated uniform 10XXX access code for the customer's use in originating and terminating communications. A more detailed description of FGD Access is provided in Paragraph 6.2.4, following.

E. Manner of Provision

Switched Access is furnished in busy hour minutes of capacity. BHMC's are differentiated by type and directionality of traffic carried over a Switched Access Service arrangement. Differentiation of traffic among BHMC types is necessary for the Telephone Company to properly design Switched Access Service to meet the traffic carrying capacity requirement of the customer.

There are four major BHMC categories identified as: Originating, Terminating, FGA and Directory Assistance. Originating BHMC's represent access capacity within a LATA for carrying traffic from the end user to the customer; Terminating BHMC's represent access capacity within a LATA for carrying traffic from the customer to the end user; and, Directory Assistance BHMC's represent access capacity within a LATA for carrying Directory Assistance traffic from the customer to a Directory Assistance location. When ordering capacity for FGC Access or FGD Access, the customer must at a minimum specify such access capacity in terms of Originating BHMC's and/or Terminating BHMC's. Directory Assistance BHMC's are used for ordering Directory Assistance Access Service as set forth in Section 9., following.

Because some customers will wish to further segregate their originating traffic into separate trunk groups, Originating BHMC's are further categorized into Domestic, 800, 900, Operator and FGB. Domestic BHMC's represent access capacity for carrying only domestic traffic other than 800, 900 and Operator traffic. When ordering such types of access capacity, the customer must specify Domestic, 800, 900, Operator or FGB BHMC's.

RECEIVED
JUN 27 1986
Public Service Commission

CANCELLED
OCT 16 1987
BY 2nd RS #3
Public Service Commission

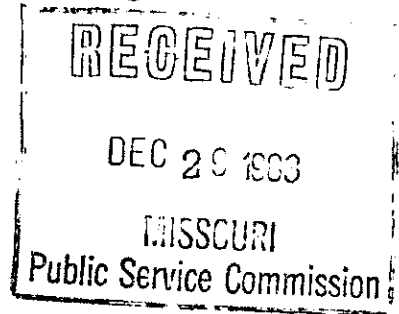
JUL 1 1986
86-84
Public Service Commission

Issued: JUN 27 1986

Effective: JUL 1 1986

By R. D. BARRON, President-Missouri Division
Southwestern Bell Telephone Company
St. Louis, Missouri

No supplement to this tariff will be issued except for the purpose of canceling this tariff.



ACCESS SERVICES

6. SWITCHED ACCESS SERVICE-(Continued)

6.1 General-(Continued)

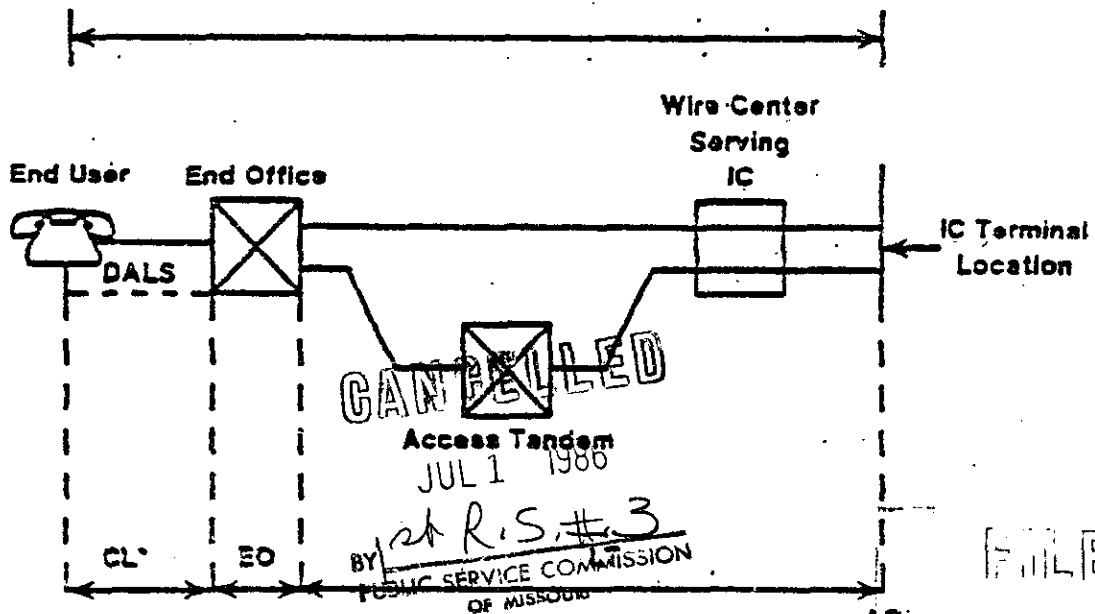
6.1.3 Rate Categories

There are four rate categories which apply to Switched Access Service:

- Access Connections
- Local Transport
- End Office (i.e., Local Switching, Line Termination, Intercept and Directory Assistance)
- Common Line(1)

The following diagram depicts a generic view of the components of Switched Access Service and the manner in which the components are combined to provide a complete access service.

SWITCHED ACCESS SERVICE



FILED
JAN - 1 1984
83 - 253

- AC - Access Connection
- LT - Local Transport
- EO - End Office, i.e., Local Switching, Line Termination and Intercept
- CL - Common Line
- DALS - Dedicated Access Line Service (i.e., Special Access Service)

(1) Common Line access is provided under Section 3, preceding.

No Supplement to this tariff will be issued except for the purpose of canceling this tariff.

Access Services Tariff
Section 6
3rd Revised Sheet 3.01
Replacing 2nd Revised Sheet 3.01

ACCESS SERVICES

6. SWITCHED ACCESS SERVICE-(Continued)

6.1 General-(Continued)

6.1.1 Manner of Provision-(Continued)

Terminating represents access capacity within a LATA for carrying traffic from:

The customer to the end user; or
the customer to a Directory Assistance location.

When ordering capacity for FGC, FGD, BSA-C, BSA-D or MicroLink I Access Capability, the customer must at a minimum specify such access capacity in terms of Originating and/or Terminating capacity.

Directory Assistance BHMCs are used for ordering Directory Assistance Access Service as set forth in Section 9 following.

To allow customers to segregate originating traffic into separate trunk groups, originating traffic is further categorized into Domestic, 700, 800, 900, ACIS, Operator, etc. Domestic traffic represents access capacity for carrying only domestic traffic other than 700, 800, 900, ACIS, and Operator traffic; and, 700, 800, 900, ACIS and Operator traffic represents access capacity for carrying, respectively, only 700, 800, 900, ACIS or Operator traffic. When ordering such types of access capacity, the customer must specify Domestic, 700, 800, 900, ACIS or Operator type traffic.

(AT)

(AT)

Issued: March 20, 1995

Effective: April 20, 1995

By HORACE WILKINS, JR., President-Missouri
Southwestern Bell Telephone
St. Louis, Missouri

No supplement to this tariff will be issued except for the purpose of canceling this tariff.

Access Services Tariff
Section 6
2nd Revised Sheet 3.01
Replacing 1st Revised Sheet 3.01

ACCESS SERVICES

6. SWITCHED ACCESS SERVICE--(Continued)

RECEIVED

6.1 General--(Continued)

MAY 24 1994

6.1.1 Manner of Provision--(Continued)

MISSOURI
Public Service Commission

Terminating represents access capacity within a LATA for carrying traffic from:

The customer to the end user; or

the customer to a Directory Assistance location.

(AT) When ordering capacity for FGC, FGD, BSA-C, BSA-D or MicroLink I Access
(AT) Capability, the customer must at a minimum specify such access capacity in terms of Originating and/or Terminating capacity.

Directory Assistance BHMCs are used for ordering Directory Assistance Access Service as set forth in Section 9 following.

To allow customers to segregate originating traffic into separate trunk groups, originating traffic is further categorized into Domestic, 700, 800, 900, Operator, etc. Domestic traffic represents access capacity for carrying only domestic traffic other than 700, 800, 900 and Operator traffic; and, 700, 800, 900 and Operator traffic represents access capacity for carrying, respectively, only 700, 800, 900 or Operator traffic. When ordering such types of access capacity, the customer must specify Domestic, 700, 800, 900, or Operator type traffic.

CANCELLED

APR 20 1995
BY 3rd R.S. #3.01
Public Service Commission
MISSOURI

FILED

JUL - 2 1994

MISSOURI
Public Service Commission

Issued: MAY 24 1994

Effective: ~~800 2 1 1994~~

By M. H. SCHULTEIS, Division Manager-Regulatory & Industry Relations
Southwestern Bell Telephone
St. Louis, Missouri

No supplement to this tariff will be issued except for the purpose of canceling this tariff.

Access Services Tariff
Section 6
1st Revised Sheet 3.01
Replacing Original Sheet 3.01

ACCESS SERVICES

RECEIVED

MAR 29 1993

MISSOURI
Public Service Commission

6. SWITCHED ACCESS SERVICE-(Continued)

6.1 General-(Continued)

(FC) 6.1.1 Manner of Provision-(Continued)

Terminating represents access capacity within a LATA for carrying traffic from:

The customer to the end user; or

the customer to a Directory Assistance location.

When ordering capacity for FGC, FGD, BSA-C or BSA-D, the customer must at a minimum specify such access capacity in terms of Originating and/or Terminating capacity.

Directory Assistance BHMCs are used for ordering Directory Assistance Access Service as set forth in Section 9 following.

To allow customers to segregate originating traffic into separate trunk groups, originating traffic is further categorized into Domestic, 700, 800, 900, Operator, etc. Domestic traffic represents access capacity for carrying only domestic traffic other than 700, 800, 900 and Operator traffic; and, 700, 800, 900 and Operator traffic represents access capacity for carrying, respectively, only 700, 800, 900 or Operator traffic. When ordering such types of access capacity, the customer must specify Domestic, 700, 800, 900, or Operator type traffic.

CANCELLED

JUL 2 1994
BY 2nd R.S. #3.01
Public Service Commission
MISSOURI

FILED

APR 11 1993
92-304
MO. PUBLIC SERVICE COMM.

Issued: MAR 26 1993

Effective:

APR 11 1993

By A. D. ROBERTSON, Assistant Vice President-External Affairs
Southwestern Bell Telephone Company
St. Louis, Missouri

No supplement to this tariff will be issued except for the purpose of canceling this tariff.

Access Services Tariff
Section 6
Original Sheet 3.01

ACCESS SERVICES

RECEIVED

6. SWITCHED ACCESS SERVICE-(Continued)

OCT 13 1987

6.1 General-(Continued)

MISSOURI

6.1.1 Feature Group Arrangements and Manner of Provision-(Continued) Commissioner

(CP) E. Manner of Provision-(Continued)

Directory Assistance BHCs are used for ordering Directory Assistance Access Service as set forth in Section 9 following.

To allow customers to segregate originating traffic into separate trunk groups, originating traffic is further categorized into Domestic, 700, 800, 900, Operator, etc. Domestic traffic represents access capacity for carrying only domestic traffic other than 700, 800, 900 and Operator traffic; and, 700, 800, 900 and Operator traffic represents access capacity for carrying, respectively, only 700, 800, 900 or Operator traffic. When ordering such types of access capacity, the customer must specify Domestic, 700, 800, 900, or Operator type traffic.

CANCELLED

APR 11 1993

BY A.R.S. #301

Public Service Commission
MISSOURI

FILED

OCT 16 1987

70-87-42
Public Service Commission

Issued: OCT 14 1987

Effective: OCT 16 1987

By R. D. BARRON, President-Missouri Division
Southwestern Bell Telephone Company
St. Louis, Missouri

No Supplement to this tariff will be issued except for the purpose of canceling this tariff.

Access Services Tariff
Section 6
3rd Revised Sheet 4
Replacing 2nd Revised Sheet 4

ACCESS SERVICES

6. SWITCHED ACCESS SERVICE-(Continued)

6.1 General-(Continued)

6.1.2 Rate Categories

(CT) There are six rate categories which apply to Switched Access Service:

- Local Transport (described in Paragraph 6.1.2., A., following)
- End Office (described in Paragraph 6.1.2., B., following)

(RT) - Common Line (described in Section 3, preceding)

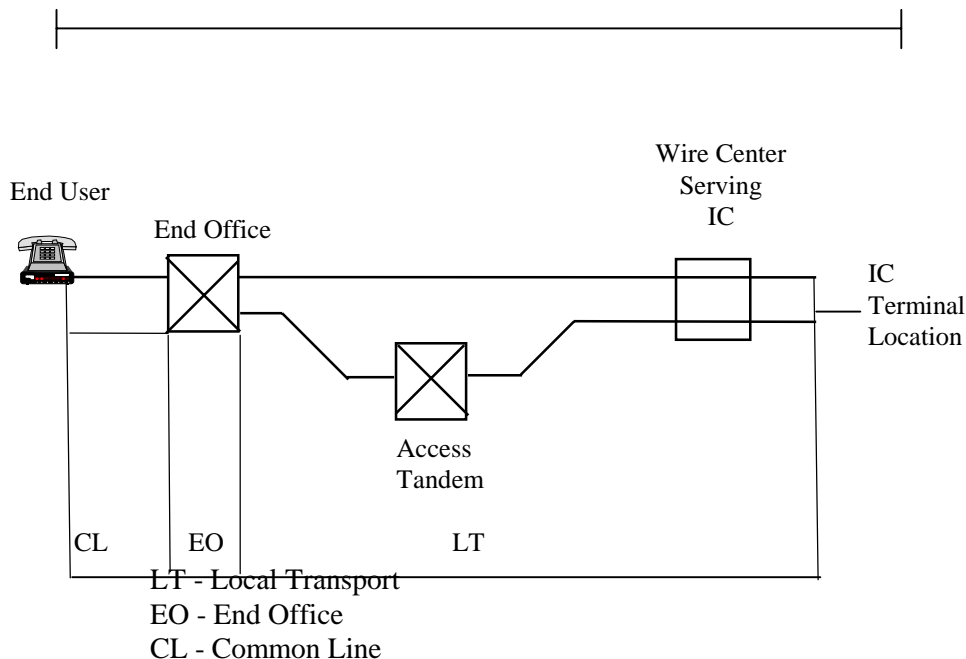
- Equal Access Recovery Charge (described in Section 15, following)

(AT) - DNAL Termination

(AT) - DNAL Mileage

The following diagram depicts a generic view of the components of line side or trunk side Switched Access Service and the manner in which the components are combined to provide a complete access service.

SWITCHED ACCESS SERVICE



(RT)

(1) Common Line access is provided under Section 3, preceding.

Issued: March 26, 1993

Effective: April 11, 1993

By R. D. BARRON, President-Missouri Division
Southwestern Bell Telephone Company
St. Louis, Missouri

No supplement to this tariff will be issued except for the purpose of canceling this tariff.

Access Services Tariff
Section 6
2nd Revised Sheet 4
Replacing 1st Revised Sheet 4

ACCESS SERVICES

RECEIVED

6. SWITCHED ACCESS SERVICE-(Continued)

OCT 13 1987

6.1 General-(Continued)

MISSOURI

6.1.2 Rate Categories

Public Service Commission

(CT)

There are four rate categories which apply to Switched Access Service:

- Local Transport (described in Paragraph 6.1.2., A., following)
- End Office (described in Paragraph 6.1.2., B., following)
- Common Line (described in Section 3, preceding)(1)
- Equal Access Recovery Charge (described in Section 15, following)

(RT)

The following diagram depicts a generic view of the components of Switched Access Service and the manner in which the components are combined to provide a complete access service.

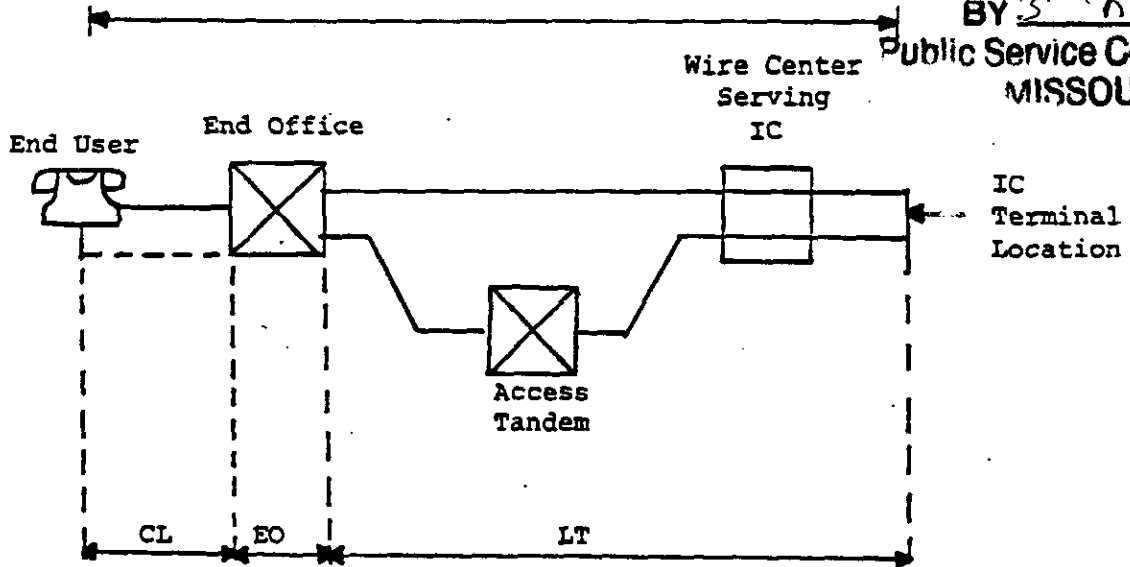
CANCELLED

SWITCHED ACCESS SERVICE

APR 11 1993

BY 3rd R.S. # 4

Public Service Commission
MISSOURI



LT - Local Transport
 EO - End Office
 CL - Common Line

FILED

(RT)

(1) Common Line access is provided under Section 3, preceding.

OCT 16 1987

70-87-42

Public Service Commission

Issued: OCT 14 1987

Effective: OCT 16 1987

By R. D. BARRON, President-Missouri Division
Southwestern Bell Telephone Company
St. Louis, Missouri

No supplement to this tariff will be issued except for the purpose of canceling this tariff.

Access Services Tariff
Section 6
1st Revised Sheet 4
Replacing Original Sheet 4

(CP)ACCESS SERVICES

6. SWITCHED ACCESS SERVICE-(Continued)

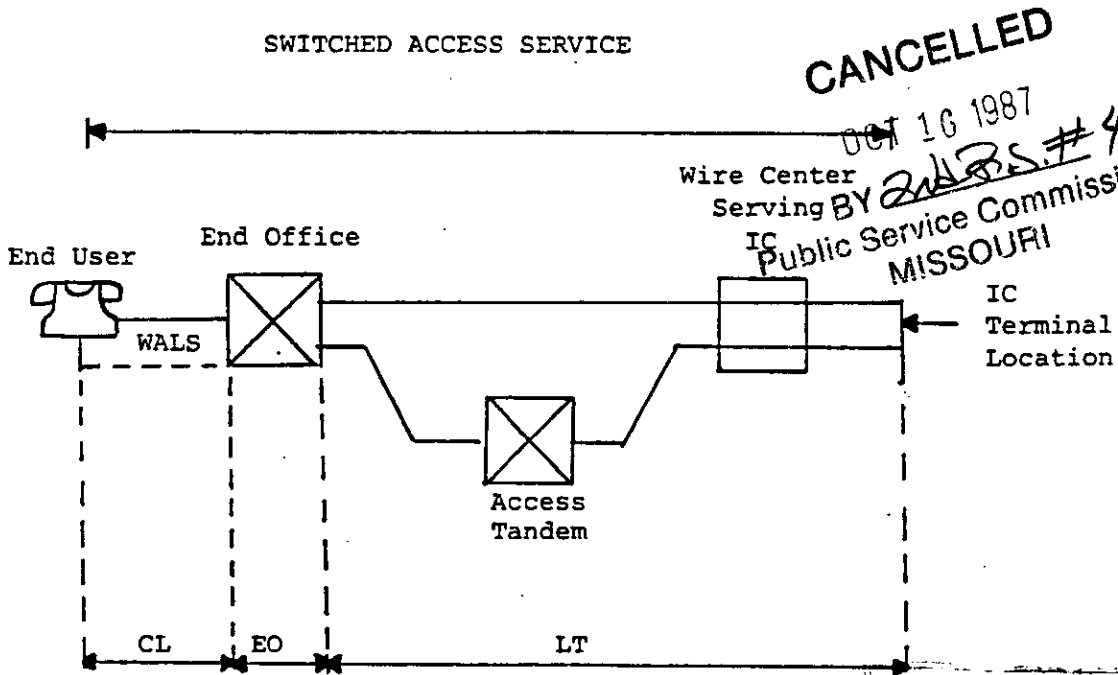
6.1 General-(Continued)

6.1.2 Rate Categories

There are five rate categories which apply to Switched Access Service:

- Local Transport (described in Paragraph 6.1.2., A., following)
- End Office (described in Paragraph 6.1.2., B., following)
- Common Line (described in Section 3, preceding)(1)
- Equal Access Recovery Charge (described in Section 15, following)
- WATS Access Line (described in Paragraph 6.2.4.A.8., following)

The following diagram depicts a generic view of the components of Switched Access Service and the manner in which the components are combined to provide a complete access service.



- LT - Local Transport
- EO - End Office
- CL - Common Line
- WALS - WATS Access Line Service

(1) Common Line access is provided under Section 3, preceding.

RECEIVED
JUN 27 1986
MISSOURI
Public Service Commission

CANCELLED
OCT 16 1987
BY 211 B.S. #4
IC
Public Service Commission
MISSOURI

FILED
JUL 1 1986
86-84
Public Service Commission

Issued: JUN 27 1986

Effective: JUL 1 1986

By R. D. BARRON, President-Missouri Division
Southwestern Bell Telephone Company
St. Louis, Missouri

No supplement to this tariff will be issued except for the purpose of canceling this tariff.

Access Services Tariff
Section 6
Original Sheet 4

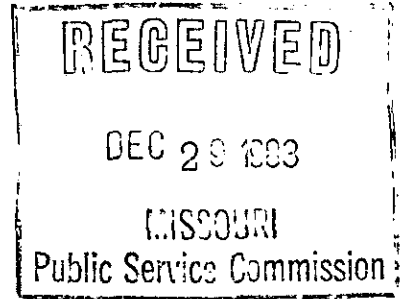
ACCESS SERVICES

6. SWITCHED ACCESS SERVICE-(Continued)

6.1 General-(Continued)

6.1.3 Rate Categories-(Continued)

A. Access Connections



The Access Connections rate category provides for the busy-hour minutes of capacity and interface arrangements established for the IC. Such Access Connections are provided at rates and charges as set forth in Paragraph 6.8.1, following.

Access Connection busy-hour minutes of capacity are differentiated by type of traffic. There are four major categories of busy-hour minutes of capacity, i.e., originating, terminating, Feature Group A and Directory Assistance. Originating busy-hour minutes of capacity may be further categorized to domestic, 800, 900 or operator. The IC must specify originating, terminating, Feature Group A or Directory Assistance when ordering capacity. In addition, if separate trunk groups are required for Feature Groups B or C originating busy-hour minutes of capacity, the IC may also specify domestic, 800, 900 or operator.

Access Connections are provided in ten separate Interface Groups. Each Interface Group provides a specified facility interface (e.g., two-wire, four-wire, DS1, etc.). Interface Groups 3-10 are subject to the minimum busy-hour minutes of capacity requirements when ordered as set forth in Section 5, preceding. Where transmission facilities permit, the individual transmission paths between the point of interface and the first point of switching may, at the option of the IC, be provided with optional features as set forth in Paragraph 6.1.3, A.12.a., following. Provision of the Interface Groups and any optional features may require placement of Telephone Company equipment on the IC's premises.

Interface Group 1 is provided with Transmission Performance Capability Type C, and Interface Groups 2 through 10 are provided with Transmission Performance Capability Type A or B, depending on the Feature Group and whether the Access Service is routed directly or through an access tandem. Interface Groups 3 through 10 are provided with Data Transmission Parameters.

Only certain facility interface codes are available at the IC terminal locations. The facility interfaces associated with the Interface Groups may vary among Feature Groups. The various facility interfaces which are available with the Interface Groups, and the Feature Groups with which they may be used, are set forth in Paragraph 6.1.3, A.11, following.

The capacity provided with each Interface Group is based on the IC's order subject to Section 5.5, preceding.

Issued: DEC 29 1983

Effective: JAN 01 1984

By R. D. BARRON, Vice President-Missouri
Southwestern Bell Telephone Company
St. Louis, Missouri

No Supplement to this tariff will be issued except for the purpose of canceling this tariff.

Access Services Tariff
Section 6
2nd Revised Sheet 5
Replacing 1st Revised Sheet 5

ACCESS SERVICES

6. SWITCHED ACCESS SERVICE-(Continued)

6.1 General-(Continued)

6.1.2 Rate Categories – (Continued)

A. Local Transport

(FC) The Local Transport rate category provides the transmission facilities between the IC terminal location and the end office switch(es) where the IC's traffic is switched to originate or terminate its communications. For purposes of determining Local Transport mileage, distance will be calculated as set forth in Paragraph 6.10.15, following.

Local Transport is a two-way voice frequency transmission path composed of facilities determined by the Telephone Company. The two-way voice frequency transmission path permits the transport of calls in the originating direction and in the terminating direction, but not simultaneously. The voice frequency transmission path may be comprised of any form or configuration of plant capable of and typically used in the telecommunications industry for the transmission of voice and associated telephone signals within the frequency bandwidth of approximately 300 to 3000 Hz.

(FC) Local Transport is provided at the rates and charges set forth in Paragraph 6.11.1, following.

Issued: March 26, 1993

Effective: April 11, 1993

By R. D. BARRON, President-Missouri Division
Southwestern Bell Telephone Company
St. Louis, Missouri

No supplement to this tariff will be issued except for the purpose of canceling this tariff.

Access Services Tariff
Section 6
1st Revised Sheet 5
Replacing Original Sheet 5

(CP)ACCESS SERVICES

RECEIVED
JUN 27 1986
MISSOURI
Public Service Commission

6. SWITCHED ACCESS SERVICE-(Continued)

6.1 General-(Continued)

6.1.2 Rate Categories-(Continued)

A. Local Transport

The Local Transport rate category provides the transmission facilities between the IC terminal location and the end office switch(es) where the IC's traffic is switched to originate or terminate its communications. For purposes of determining Local Transport mileage, distance will be calculated as set forth in Paragraph 6.7.12, following.

Local Transport is a two-way voice frequency transmission path composed of facilities determined by the Telephone Company. The two-way voice frequency transmission path permits the transport of calls in the originating direction and in the terminating direction, but not simultaneously. The voice frequency transmission path may be comprised of any form or configuration of plant capable of and typically used in the telecommunications industry for the transmission of voice and associated telephone signals within the frequency bandwidth of approximately 300 to 3000 Hz.

Local Transport is provided at the rates and charges set forth in Paragraph 6.8.1, following.

CANCELLED

APR 11 1993
BY 2nd R.S. #5
Public Service Commission
MISSOURI

FILED
JUL 1 1986
86-84
Public Service Commission

Issued: JUN 27 1986

Effective: JUL 1 1986

By R. D. BARRON, President-Missouri Division
Southwestern Bell Telephone Company
St. Louis, Missouri

No supplement to this tariff will be issued except for the purpose of canceling this tariff.

Access Services Tariff
Section 6
Original Sheet 5

ACCESS SERVICES

6. SWITCHED ACCESS SERVICE-(Continued)

6.1 General-(Continued)

6.1.3 Rate Categories-(Continued)

A. Access Connections-(Continued)

1. Interface Group 1

- a. Interface Group 1, except as set forth in Paragraph 6.1.3, A.1.b., following, provides two-wire voice frequency transmission at the point of interface at the IC terminal location. The interface is capable of transmission of voice and associated telephone signals within the frequency bandwidth of approximately 300 to 3000 Hz.
- b. Interface Group 1 is not provided in association with FGC and FGD when the first point of switching is an access tandem. In addition, Interface Group 1 is not provided in association with FGB, FGC or FGD when the first point of switching provides only four-wire terminations.
- c. The transmission path between the points of interface at the IC terminal location and the first point of switching may be comprised of any form or configuration of plant capable of and typically used in the telecommunications industry for the transmission of voice and associated telephone signals within the frequency bandwidth of 300 to 3000 Hz.
- d. The interface is provided with loop supervisory signaling. When the interface is associated with FGA, such signaling will be loop start or ground start signaling. When the interface is associated with FGB, FGC or FGD, such signaling, except for two-way calling which is E&M signaling, will be reverse battery signaling.

2. Interface Group 2

- a. Interface Group 2 provides four-wire voice frequency transmission at the point of interface at the IC terminal location. The interface is capable of transmission of voice and associated telephone

RECEIVED
 DEC 29 1983
 MISSOURI
 Public Service Commission

CANCELLED
 JUL 1 1986
 BY 124 B.S. #5
 PUBLIC SERVICE COMMISSION
 OF MISSOURI

FILED
 JAN - 1 1984
 83 - 253
 Public Service Commission

Issued: DEC 29 1983

Effective: JAN 0 1 1984

By R. D. BARRON, Vice President-Missouri
Southwestern Bell Telephone Company
St. Louis, Missouri

No Supplement to this tariff will be issued except for the purpose of canceling this tariff.

Access Services Tariff
Section 6
3rd Revised Sheet 6
Replacing 2nd Revised Sheet 6

ACCESS SERVICES

6. SWITCHED ACCESS SERVICE-(Continued)

6.1 General-(Continued)

6.1.2 Rate Categories – (Continued)

A. Local Transport

Ten Interface Groups are provided for terminating the Local Transport at the customer's premises. Each Interface Group provides a specified premises interface (i.e., two-wire, four-wire, DS1, etc.). Where transmission facilities permit, the individual transmission paths between the customer's premises and the first point of switching may, at the option of the IC, be provided with Local Transport features as set forth in Paragraphs 6.1.2, A.12.a. and b., following.

As a result of the customer's access order and type of Telephone Company transport facilities serving the customer's premises, the need for level control equipment, signaling conversions or two-wire to four-wire conversions or the need to terminate digital or high frequency facilities in channel bank equipment may require that Telephone Company equipment be placed at the customer's premises. For example, if a voice frequency interface is ordered by the customer and the Telephone Company facilities serving the customer's premises are digital, then Telephone Company channel bank equipment must be placed at the customer's premises in order to provide the voice frequency interface ordered by the customers.

Interface Group 1 is provided with Type C Transmission Specifications, and Interface Groups 2 through 10 are provided with Type A or B Transmission Specifications, depending on the Feature Group or Basic Serving Arrangement and whether the Access Service is routed directly or through an access tandem. All Interface Groups are provided with Data Transmission Parameters.

(AT)

(RT)

Issued: March 26, 1993

Effective: April 11, 1993

By R. D. BARRON, President-Missouri Division
Southwestern Bell Telephone Company
St. Louis, Missouri

No supplement to this tariff will be issued except for the purpose of canceling this tariff.

Access Services Tariff
Section 6
2nd Revised Sheet 6
Replacing 1st Revised Sheet 6

ACCESS SERVICES

6. SWITCHED ACCESS SERVICE--(Continued)

6.1 General--(Continued)

6.1.2 Rate Categories--(Continued)

A. Local Transport--(Continued)

Interface Groups

Ten Interface Groups are provided for terminating the Local Transport at the customer's premises. Each Interface Group provides a specified premises interface (i.e., two-wire, four-wire, DSL, etc.). Where transmission facilities permit, the individual transmission paths between the customer's premises and the first point of switching may, at the option of the IC, be provided with Local Transport features as set forth in Paragraphs 6.1.2, A.12.a. and b., following.

(CT)

As a result of the customer's access order and type of Telephone Company transport facilities serving the customer's premises, the need for level control equipment, signaling conversions or two-wire to four-wire conversions or the need to terminate digital or high frequency facilities in channel bank equipment may require that Telephone Company equipment be placed at the customer's premises. For example, if a voice frequency interface is ordered by the customer and the Telephone Company facilities serving the customer's premises are digital, then Telephone Company channel bank equipment must be placed at the customer's premises in order to provide the voice frequency interface ordered by the customers.

Interface Group 1 is provided with Type C Transmission Specifications, and Interface Groups 2 through 10 are provided with Type A or B Transmission Specifications, depending on the Feature Group and whether the Access Service is routed directly or through an access tandem. All Interface Groups are provided with Data Transmission Parameters. Specific technical parameters are set forth in Technical Reference PUB 62500.

CANCELLED

APR 11 1993

BY 3rd R.S. #6

Public Service Commission
MISSOURI

FILED

Issued: **AUG 09 1991**

Effective: ~~SEP 09 1991~~

SEP 30 1991 SEP 30 1991

By R. D. BARRON, President-Missouri Division,
Southwestern Bell Telephone Company
St. Louis, Missouri

Public Service Commission

No supplement to this tariff will be issued except for the purpose of canceling this tariff.

Access Services Tariff
Section 6
1st Revised Sheet 6
Replacing Original Sheet 6

(CP)ACCESS SERVICES

6. SWITCHED ACCESS SERVICE-(Continued)

6.1 General-(Continued)

6.1.2 Rate Categories-(Continued)


A. Local Transport-(Continued)

Interface Groups

Ten Interface Groups are provided for terminating the Local Transport at the customer's premises. Each Interface Group provides a specified premises interface (i.e., two-wire, four-wire, DS1, etc.). Where transmission facilities permit, the individual transmission paths between the customer's premises and the first point of switching may, at the option of the IC, be provided with optional features as set forth in Paragraphs 6.1.2, A. 12.a. and b., following.

As a result of the customer's access order and type of Telephone Company transport facilities serving the customer's premises, the need for level control equipment, signaling conversions or two-wire to four-wire conversions or the need to terminate digital or high frequency facilities in channel bank equipment may require that Telephone Company equipment be placed at the customer's premises. For example, if a voice frequency interface is ordered by the customer and the Telephone Company facilities serving the customer's premises are digital, then Telephone Company channel bank equipment must be placed at the customer's premises in order to provide the voice frequency interface ordered by the customers.

Interface Group 1 is provided with Type C Transmission Specifications, and Interface Groups 2 through 10 are provided with Type A or B Transmission Specifications, depending on the Feature Group and whether the Access Service is routed directly or through an access tandem. All Interface Groups are provided with Data Transmission Parameters. Specific technical parameters are set forth in Technical Reference PUB 62500.



CANCELLED

SEP 30 1991
R.S. # 6

Public Service Commission
MISSOURI



Issued: JUN 27 1986

Effective: JUL 1 1986

By R. D. BARRON, President-Missouri Division
Southwestern Bell Telephone Company
St. Louis, Missouri

No supplement to this tariff will be issued except for the purpose of canceling this tariff.

Access Services Tariff
Section 6
Original Sheet 6

ACCESS SERVICES

RECEIVED
DEC 29 1983
MISSOURI
Public Service Commission

6. SWITCHED ACCESS SERVICE-(Continued)

6.1 General-(Continued)

6.1.3 Rate Categories-(Continued)

A. Access Connections-(Continued)

2. Interface Group 2-(Continued)

a. (Continued)

signals within the frequency bandwidth of approximately 300 to 3000 Hz.

b. The transmission path between point of interface at the IC terminal location and the first point of switching may be comprised of any form or configuration of plant capable of and typically used in the telecommunications industry for the transmission of voice and associated telephone signals within the frequency bandwidth of approximately 300 to 3000 Hz.

c. The interface is provided with loop supervisory signaling. When the interface is associated with FGA, such signaling will be loop start or ground start signaling. When the interface is associated with FGB, FGC or FGD, such signaling except for two-way calling which is E&M signaling, will be reverse battery signaling.

3. Interface Group 3

a. Interface Group 3 provides a group level analog transmission at the point of interface at the IC terminal location. The interface is capable of transmitting electrical signals between the frequencies of 60 to 108 kHz, with the capability to channelize up to 12 voice frequency transmission paths. Certain frequencies within the bandwidth of the Interface Group are reserved for Telephone Company use, e.g., pilot and carrier group alarm tones. Before the first point of switching, the Telephone Company will provide multiple equipment to derive 12 transmission paths of frequency bandwidth of approximately 300 to 3000-Hz.

b. The interface is provided with individual transmission path SF supervisory signaling.

BY LR S #6
PUBLIC SERVICE COMMISSION
OF MISSOURI

FILED
JAN - 1 1984
83 - 253
Public Service Commission

Issued: DEC 29 1983

Effective: JAN 01 1984

By R. D. BARRON, Vice President-Missouri
Southwestern Bell Telephone Company
St. Louis, Missouri

No Supplement to this tariff will be issued except for the purpose of canceling this tariff.

Access Services Tariff
Section 6
2nd Revised Sheet 7
Replacing 1st Revised Sheet 7

ACCESS SERVICES

6. SWITCHED ACCESS SERVICE-(Continued)

6.1 General-(Continued)

6.1.2 Rate Categories – (Continued)

A. Local Transport-(Continued)

(AT)
|
(AT)

Only certain premises interfaces are available at the customer's premises. The interfaces associated with the Interface Groups may vary among Feature Groups and BSAs. The various premises interfaces which are available with the Interface Groups, and the Feature Groups and BSAs with which they may be used, are set forth in Paragraphs 6.1.2, A.11., and 6.1.2, A.12, following.

1. Interface Group 1 (USOC TPP1X)

Interface Group 1, except as set forth in the following, provides two-wire voice frequency transmission at the point of termination at the IC terminal location.

(AT)
|
(AT)

Interface Group 1 is not provided in association with FGC, FGD, BSA-C and BSA-D when the first point of switching is an access tandem. In addition, Interface Group 1 is not provided in association with FGB, FGC, FGD, BSA-B, BSA-C or BSA-D when the first point of switching provides only four-wire terminations.

2. Interface Group 2 (USOC TPP2X)

Interface Group 2 provides four-wire voice frequency transmission at the point of termination at the IC terminal location.

Issued: March 26, 1993

Effective: April 11, 1993

By R. D. BARRON, President-Missouri Division
Southwestern Bell Telephone Company
St. Louis, Missouri

No supplement to this tariff will be issued except for the purpose of canceling this tariff.

Access Services Tariff
Section 6
1st Revised Sheet 7
Replacing Original Sheet 7

(CP)ACCESS SERVICES

6. SWITCHED ACCESS SERVICE-(Continued)

6.1 General-(Continued)

6.1.2 Rate Categories-(Continued)

A. Local Transport-(Continued)

Only certain premises interfaces are available ~~at the customer's premises.~~ The interfaces associated with the Interface Groups may vary among Feature Groups. The various premises interfaces which are available with the Interface Groups, and the Feature Groups with which they may be used, are set forth in Paragraph 6.1.2, A.11., following.

1. Interface Group 1 (USOC TPP1X)

Interface Group 1, except as set forth in the following, provides two-wire voice frequency transmission at the point of termination at the IC terminal location.

Interface Group 1 is not provided in association with FGC and FGD when the first point of switching is an access tandem. In addition, Interface Group 1 is not provided in association with FGB, FGC or FGD when the first point of switching provides only four-wire terminations.

2. Interface Group 2 (USOC TPP2X)

Interface Group 2 provides four-wire voice frequency transmission at the point of termination at the IC terminal location.

RECEIVED
JUN 27 1986
MISSOURI
Public Service Commission

CANCELLED

APR 11 1993

BY 2nd R.S. # 7

Public Service Commission
MISSOURI

FILED
JUL 1 1986
86-84
Public Service Commission

Issued: JUN 27 1986

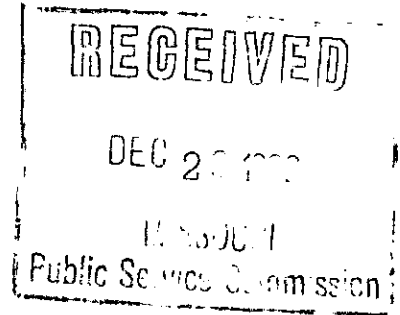
Effective: JUL 1 1986

By R. D. BARRON, President-Missouri Division
Southwestern Bell Telephone Company
St. Louis, Missouri

No supplement to this tariff will be issued except for the purpose of canceling this tariff.

Access Services Tariff
Section 6
Original Sheet 7

ACCESS SERVICES



6. SWITCHED ACCESS SERVICE-(Continued)

6.1 General-(Continued)

6.1.3 Rate Categories-(Continued)

A. Access Connections-(Continued)


4. Interface Group 4

- a. Interface Group 4 provides supergroup level analog transmission at the point of interface at the IC terminal location. The interface is capable of transmitting electrical signals between the frequencies of 312 to 552 kHz, with the capability to channelize up to 60 voice frequency transmission paths. Certain frequencies within the bandwidth of the Interface Group are reserved for Telephone Company use, e.g., pilot and carrier group alarm tones. Before the first point of switching, the Telephone Company will provide multiplex and channel bank equipment to derive 60 transmission paths of frequency bandwidth of approximately 300 to 3000 Hz.
- b. The interface is provided with individual transmission path SF supervisory signaling.

5. Interface Group 5

- a. Interface Group 5 provides mastergroup level analog transmission at the point of interface at the IC terminal location. The interface is capable of transmitting electrical signals between the frequencies of 564 to 3084 kHz, with the capability to channelize up to 600 voice frequency transmission paths. Certain frequencies within the bandwidth of the Interface Group are reserved for Telephone Company use, e.g., pilot and carrier group alarm tones. Before the first point of switching, the Telephone Company will provide multiplex and channel bank equipment to derive 600 transmission paths of frequency bandwidth of approximately 300 to 3000 Hz.
- b. The interface is provided with individual transmission path SF supervisory signaling.

REPELLED
JUL 1 1986
BY 1st R.S. #7
PUBLIC SERVICE COMMISSION
OF MISSOURI



Issued: DEC 29 1983

Effective: JAN 01 1984

By R. D. BARRON, Vice President-Missouri
Southwestern Bell Telephone Company
St. Louis, Missouri

No Supplement to this tariff will be issued except for the purpose of canceling this tariff.

Access Services Tariff
Section 6
1st Revised Sheet 8
Replacing Original Sheet 8

(CP) ACCESS SERVICES

6. SWITCHED ACCESS SERVICE-(Continued)

6.1 General-(Continued)

6.1.2 Rate Categories – (Continued)

A. Local Transport-(Continued)

3. Interface Group 3 (USOC TPP3X)

Interface Group 3 provides a group level analog transmission at the point of termination at the IC terminal location.

Issued: June 27, 1986

Effective: July 1, 1986

By R. D. BARRON, President-Missouri Division
Southwestern Bell Telephone Company
St. Louis, Missouri

No supplement to this tariff will be issued except for the purpose of canceling this tariff.

Access Services Tariff
Section 6
Original Sheet 8

ACCESS SERVICES

RECEIVED
DEC 29 1983
MISSOURI
Public Service Commission

6. SWITCHED ACCESS SERVICE-(Continued)

6.1 General-(Continued)

6.1.3 Rate Categories-(Continued)

A. Access Connections-(Continued)

6. Interface Group 6

- a. Interface Group 6 provides DS1 level digital transmission at the point of interface at the IC terminal location. The interface is capable of transmitting electrical signals at a nominal 1.544 Mbps, with the capability to channelize up to 24 voice frequency transmission paths. Before the first point of switching, when analog switching utilizing analog terminations is provided, the Telephone Company will provide multiplex and channel bank equipment to derive 24 transmission paths of a frequency bandwidth of approximately 300 to 3000 Hz. When digital switching or analog switching with digital carrier terminations is provided, the Telephone Company will provide, at the first point of switching, a DS1 signal in D3/D4 format.
- b. The interface is provided with individual transmission path bit stream supervisory signaling.

7. Interface Group 7

- a. Interface Group 7 provides a DS1C level digital transmission at the point of interface at the IC terminal location. The interface is capable of transmitting electrical signals at a nominal 3.152 Mbps, with the capability to channelize up to 48 voice frequency transmission paths. Before the first point of switching, when analog switching utilizing analog terminations is provided, the Telephone Company will provide multiplex and channel bank equipment to derive up to 48 voice frequency transmission paths of a frequency bandwidth of approximately 300 to 3000 Hz. When digital switching or analog switching with digital carrier terminations is provided, the Telephone Company will provide, at the first point of switching, DS1 signals in D3/D4 format.
- b. The interface is provided with individual transmission path bit stream supervisory signaling.

BY 121 R S #8
PUBLIC SERVICE COMMISSION
OF MISSOURI

JAN - 1 1984
83 - 253

Issued: DEC 29 1983

Effective: JAN 0 1 1984

By R. D. BARRON, Vice President-Missouri
Southwestern Bell Telephone Company
St. Louis, Missouri

No Supplement to this tariff will be issued except for the purpose of canceling this tariff.

Access Services Tariff
Section 6
1st Revised Sheet 9
Replacing Original Sheet 9

(CP)ACCESS SERVICES

6. SWITCHED ACCESS SERVICE-(Continued)

6.1 General-(Continued)

6.1.2 Rate Categories – (Continued)

A. Local Transport-(Continued)

4. Interface Group 4 (USOC TPP4X)

Interface Group 4 provides supergroup level analog transmission at the point of termination at the IC terminal location.

5. Interface Group 5 (USOC TPP5X)

Interface Group 5 provides master group level analog transmission at the point of termination at the IC terminal location.

Issued: June 27, 1986

Effective: July 1, 1986

By R. D. BARRON, President-Missouri Division
Southwestern Bell Telephone Company
St. Louis, Missouri

No supplement to this tariff will be issued except for the purpose of canceling this tariff.

Access Services Tariff
Section 6
Original Sheet 9

ACCESS SERVICES

RECEIVED
DEC 29 1983
MISSOURI
Public Service Commission

6. SWITCHED ACCESS SERVICE-(Continued)

6.1 General-(Continued)

6.1.3 Rate Categories-(Continued)

A. Access Connections-(Continued)

8. Interface Group 8

- a. Interface Group 8 provides DS2 level digital transmission at the point of interface at the IC terminal location. The interface is capable of transmitting electrical signals at a nominal 6.312 Mbps, with the capability to channelize up to 96 voice frequency transmission paths. Before the first point of switching, when analog switching utilizing analog terminations is provided, the Telephone Company will provide multiplex and channel bank equipment in its office to derive up to 96 transmission paths of a frequency bandwidth of approximately 300 to 3000 Hz. When digital switching, or analog switching with digital carrier terminations is provided, the Telephone Company will provide, at the first point of switching, DS1 signals in D3/D4 format.
- b. The interface is provided with individual transmission path bit stream supervisory signaling.

9. Interface Group 9

- a. Interface Group 9 provides DS3 level digital transmission at the point of interface at the IC terminal location. The interface is capable of transmitting electrical signals at a nominal 44.736 Mbps, with the capability to channelize up to 672 voice frequency transmission paths. Before the first point of switching, when analog switching utilizing analog terminations is provided, the Telephone Company will provide multiplex and channel bank equipment to derive up to 672 transmission paths of a frequency bandwidth of approximately 300 to 3000 Hz. When digital switching, or analog switching with digital carrier terminations is provided, the Telephone Company will provide, at the first point of switching, DS1 signals in D3/D4 format.
- b. The interface is provided with individual transmission path bit stream supervisory signaling.

CANCELLED
JUL 1 1984
BY: R.S. #9
PUBLIC SERVICE COMMISSION
OF MISSOURI

FILED
JAN - 1 1984
83 - 253
Public Service Commission

Issued: DEC 29 1983

Effective: JAN 0 1 1984

By R. D. BARRON, Vice President-Missouri
Southwestern Bell Telephone Company
St. Louis, Missouri

No Supplement to this tariff will be issued except for the purpose of canceling this tariff.

Access Services Tariff
Section 6
1st Revised Sheet 10
Replacing Original Sheet 10

(CP)ACCESS SERVICES

6. SWITCHED ACCESS SERVICE-(Continued)

6.1 General-(Continued)

6.1.2 Rate Categories – (Continued)

A. Local Transport-(Continued)

6. Interface Group 6 (USOC TPP6X)

Interface Group 6 provides DS1 level digital transmission (1.544 Mbps) at the point of termination at the IC terminal location.

7. Interface Group 7 (USOC TPP7X)

Interface Group 7 provides a DS1C level digital transmission (3.152 Mbps) at the point of termination at the IC terminal location.

Issued: June 27, 1986

Effective: July 1, 1986

By R. D. BARRON, President-Missouri Division
Southwestern Bell Telephone Company
St. Louis, Missouri

RECEIVED

DEC 29 1983

MISSOURI
Public Service Commission

No supplement to this tariff will be issued except for the purpose of canceling this tariff.

ACCESS SERVICES

6. SWITCHED ACCESS SERVICE-(Continued)

6.1 General-(Continued)

6.1.3 Rate Categories-(Continued)

A. Access Connections-(Continued)

10. Interface Group 10

- a. Interface Group 10 provides DS4 level digital transmission at the point of interface at the IC terminal location. The interface is capable of transmitting electrical signals at a nominal 274.176 Mbps, with the capability to channelize up to 4032 voice frequency transmission paths. Before the first point of switching, when analog switching utilizing analog terminations is provided, the Telephone Company will provide multiplex and channel bank equipment to derive up to 4032 transmission paths of a frequency bandwidth of approximately 300 to 3000 Hz. When digital switching or analog switching with digital carrier terminations is provided, the Telephone Company will provide, at the first point of switching, DS1 signals in D3/D4 format.
- b. The interface is provided with individual transmission path bit stream supervisory signaling.

11. Available IC Facility Interface Codes

Following is a matrix showing, for each Interface Group, which IC facility interface codes are available as a function of the Telephone Company switch supervisory signaling and Feature Group. For explanations of these codes, see Section 7.3, following.

Interface Group	Telephone Company Switch Supervisory Signaling	IC Facility Interface Code	Feature Group			
			A	B	C	D
1	LO	2LS2	X			
	LO	2LS3	X			
	GO	2GS2	X			
	GO	2GS3	X			
	LO, GO	2DX3	X			
	LO, GO	4EA3-E	X			
	LO, GO	4EA3-M	X			
	LO, GO	6EB3-E	X			
	LO, GO	6EB3-M	X			
	RV, EA, EB, EC	2DX3		X	X	X
	RV, EA, EB, EC	4EA3-E		X	X	X

CANCELLED

JUL 1 1986

BY GO R.S.#10
PUBLIC SERVICE COMMISSION
OF MISSOURI

FILED
JAN - 1 1984
83 - 253
Public Service Commission

Issued: DEC 29 1983

Effective: JAN 01 1984

By R. D. BARRON, Vice President-Missouri
Southwestern Bell Telephone Company
St. Louis, Missouri

No Supplement to this tariff will be issued except for the purpose of canceling this tariff.

Access Services Tariff
Section 6
1st Revised Sheet 11
Replacing Original Sheet 11

(CP)ACCESS SERVICES

6. SWITCHED ACCESS SERVICE-(Continued)

6.1 General-(Continued)

6.1.2 Rate Categories – (Continued)

A. Local Transport-(Continued)

8. Interface Group 8 (USOC TPP8X)

Interface Group 8 provides DS2 level digital transmission (6.312 Mbps) at the point of termination at the IC terminal location.

9. Interface Group 9 (USOC TPP9X)

Interface Group 9 provides DS3 level digital transmission (44.736 Mbps) at the point of termination at the IC terminal location.

Issued: June 27, 1986

Effective: July 1, 1986

By R. D. BARRON, President-Missouri Division
Southwestern Bell Telephone Company
St. Louis, Missouri

No supplement to this tariff will be issued except for the purpose of canceling this tariff.

Access Services Tariff
Section 6
Original Sheet 11

ACCESS SERVICES

6. SWITCHED ACCESS SERVICE-(Continued)

6.1 General-(Continued)

6.1.3 Rate Categories-(Continued)

A. Access Connections-(Continued)

11. Available IC Facility Interface Codes-(Continued)

RECEIVED
DEC 29 1983
MISSOURI
Public Service Commission

Interface Group	Telephone Company Switch Supervisory Signaling	IC Facility Interface Code	Feature Group				
			A	B	C	D	
1 (Continued)	RV, EA, EB, EC	4EA3-M	X	X		X	
	RV, EA, EB, EC	6EB3-E	X	X		X	
	RV, EA, EB, EC,	6EB3-M	X	X		X	
	EA, EB, EC	6EC3	X	X		X	
	RV	2RV3-0	X	X		X	
	RV	2RV3-T	X	X		X	
	2	LO, GO	4SF2	X			
		LO, GO	4SF3	X			
		LO	4LS2	X			
		LO	4LS3	X			
LO		6LS2	X				
GO		4GS2	X				
GO		4GS3	X				
GO		6GS2	X				
LO, GO		4DX2	X				
LO, GO		4DX3	X				
LO, GO		6EA2-E	X				
LO, GO		6EA2-M	X				
LO, GO		8EB2-E	X				
LO, GO		8EB2-M	X				
LO, GO		6EX2-B	X				
RV, EA, EB, EC		4SF2		X	X	X	
RV, EA, EB, EC		4SF3		X			
RV, EA, EB, EC	4DX2		X	X	X		
RV, EA, EB, EC	4DX3		X				
RV, EA, EB, EC	6DX2			X			
RV, EA, EB, EC	6EA2-E		X	X	X		
RV, EA, EB, EC	6EA2-M		X	X	X		
RV, EA, EB, EC	8EB2-E		X	X	X		
RV, EA, EB, EC	8EB2-M		X	X	X		
EA, EB, EC	8EC2-M		X	X	X		
RV	4RV2-0		X	X	X		
RV	4RV2-T		X	X	X		
RV	4RV3-0		X	X	X		
RV	4RV3-T		X	X	X		

RECEIVED
JUL 1 1986
BY 1st B.S.#11
PUBLIC SERVICE COMMISSION
OF MISSOURI

FILED
JAN - 1 1984
83 - 253
Service Commission

Issued: DEC 29 1983

Effective: JAN 0 1 1984

By R. D. BARRON, Vice President-Missouri
Southwestern Bell Telephone Company
St. Louis, Missouri

No Supplement to this tariff will be issued except for the purpose of canceling this tariff.

Access Services Tariff
Section 6
3rd Revised Sheet 12
Replacing 2nd Revised Sheet 12

ACCESS SERVICES

6. SWITCHED ACCESS SERVICE-(Continued)

6.1 General-(Continued)

6.1.2 Rate Categories – (Continued)

A. Local Transport-(Continued)

10. Interface Group 10 (USOC TPPAX)

Interface Group 10 provides DS4 level digital transmission (274.176 Mbps) at the point of termination at the IC terminal location.

11. Available IC Premises Interface Codes - Feature Groups

Following is a matrix showing, for each Interface Group, which IC premises interface codes are available as a function of the Telephone Company switch supervisory signaling and Feature Group. Voice trunks are available with Interface Groups 1-10. Signaling links are available with Interface Groups 6-10. A matrix for Basic Serving Arrangements is provided in 6.1.2, A.12, following.

(AT)
(AT)

Interface Group	Telephone Company Switch Supervisory Signaling	IC Premises Interface Code	Feature Group			
			A	B	C	D
1	LO	2LS2	X			
	LO	2LS3	X			
	GO	2GS2	X			
	GO	2GS3	X			
	RV, EA, EB, EC	4EA2-E		X	X	X
	RV, EA, EB, EC	4EA3-E		X	X	X
	RV, EA, EB, EC	4EA2-M		X	X	X
	RV, EA, EB, EC	6EB3-E		X	X	X
	RV, EA, EB, EC	6EB2-M		X	X	X
	RV, EA, EB, EC	6EB3-M		X	X	X
	EA, EB, EC	6EC2			X	X
	EA, EB, EC	6EC3			X	X
	RV	2RV3-0		X	X	X
	RV	2RV3-T		X	X	X
	CCS	2NO2				X

(AT)

Issued: March 7, 1994

Effective: April 7, 1994

By M. H. SCHULTEIS, Division Manager-Regulatory & Industry Relations
Southwestern Bell Telephone Company
St. Louis, Missouri

No supplement to this tariff will be issued except for the purpose of canceling this tariff.

Access Services Tariff
Section 6
2nd Revised Sheet 12
Replacing 1st Revised Sheet 12

ACCESS SERVICES

6. SWITCHED ACCESS SERVICE-(Continued)

6.1 General-(Continued)

6.1.2 Rate Categories-(Continued)

A. Local Transport-(Continued)

10. Interface Group 10 (USOC TPPAX)

Interface Group 10 provides DS4 level digital transmission (274.176 Mbps) at the point of termination at the IC terminal location.

RECEIVED

MAR 29 1993

MISSOURI
Public Service Commission

CANCELLED

APR 7 1994

BY 3rd MRS #12

- (AT) 11. Available IC Premises Interface Codes - Feature Groups
- Following is a matrix showing, for each Interface Group, which IC premises interface codes are available as a function of the Telephone Company switch supervisory signaling and Feature Group. A matrix for Basic Serving Arrangements is provided in 6.1.2, A.12, following.

(AT)

(AT)

(RT)

(RT)

Interface Group	Telephone Company Switch Supervisory Signaling	IC Premises Interface Code	Feature Group			
			A	B	C	D
1	LO	2LS2	X			
	LO	2LS3	X			
	GO	2GS2	X			
	GO	2GS3	X			
	RV, EA, EB, EC	4EA2-E		X	X	X
	RV, EA, EB, EC	4EA3-E		X	X	X
	RV, EA, EB, EC	4EA2-M		X	X	X
	RV, EA, EB, EC	6EB3-E		X	X	X
	RV, EA, EB, EC	6EB2-M		X	X	X
	RV, EA, EB, EC	6EB3-M		X	X	X
	EA, EB, EC	6EC2			X	X
	EA, EB, EC	6EC3			X	X
	RV	2RV3-0		X	X	X
	RV	2RV3-T		X	X	X

(MT)

(MT)

FILED

APR 11 1993

92-304

MO. PUBLIC SERVICE COMM.

APR 11 1993

Issued:

MAR 26 1993

Effective:

By R. D. BARRON, President-Missouri Division
Southwestern Bell Telephone Company
St. Louis, Missouri

No supplement to this tariff will be issued except for the purpose of canceling this tariff.

Access Services Tariff
Section 6
1st Revised Sheet 12
Replacing Original Sheet 12

(CP)ACCESS SERVICES

6. SWITCHED ACCESS SERVICE-(Continued)

6.1 General-(Continued)

6.1.2 Rate Categories-(Continued)

A. Local Transport-(Continued)


10. Interface Group 10 (USOC TPPAX)

Interface Group 10 provides DS4 level digital transmission (274.176 Mbps) at the point of termination at the IC terminal location.

11. Available IC Premises Interface Codes

Following is a matrix showing, for each Interface Group, which IC premises interface codes are available as a function of the Telephone Company switch supervisory signaling and Feature Group. For explanations of these codes, see the Glossary of Channel Interface Codes in Section 7, following.

Interface Group	Telephone Company Switch Supervisory Signaling	IC Premises Interface Code	Feature Group			
			A	B	C	D
1	LO	2LS2	X			
	LO	2LS3	X			
	GO	2GS2	X			
	GO	2GS3	X			
	RV, EA, EB, EC	4EA2-E		X	X	X
	RV, EA, EB, EC	4EA3-E		X	X	X




CANCELLED

APR 11 1993

BY 2nd R.S #12

Public Service Commission
MISSOURI



Issued: JUN 27 1986

Effective: JUL 1 1986

By R. D. BARRON, President-Missouri Division
Southwestern Bell Telephone Company
St. Louis, Missouri

No supplement to this tariff will be issued except for the purpose of canceling this tariff.

ACCESS SERVICES

6. SWITCHED ACCESS SERVICE-(Continued)

6.1 General-(Continued)

6.1.3 Rate Categories-(Continued)

A. Access Connections-(Continued)

11. Available IC Facility Interface Codes-(Continued)

RECEIVED
DEC 29 1983
MISSOURI
Public Service Commission

Interface Group	Telephone Company Switch Supervisory Signaling	IC Facility Interface Code	Feature Group			
			A	B	C	D
3	LO, GO	4AH5-B	X			
	RV, EA, EB, EC	4AH5-B		X	X	X
4	LO, GO	4AH6-C	X			
	RV, EA, EB, EC	4AH6-C		X	X	X
5	LO, GO	4AH6-D	X			
	RV, EA, EB, EC	4AH6-D		X	X	X
6	LO, GO	4DS9-15	X			
	RV, EA, EB, EC	4DS9-15		X	X	X
7	LO, GO	4DS9-31	X			
	LO, GO	4DS9-31L	X			
	RV, EA, EB, EC	4DS9-31		X	X	X
	RV, EA, EB, EC	4DS9-31L		X	X	X
8	LO, GO	4DSO-63	X			
	LO, GO	4DSO-63L	X			
	RV, EA, EB, EC	4DSO-63		X	X	X
	RV, EA, EB, EC	4DSO-63L		X	X	X
9	LO, GO	4DS6-44	X			
	LO, GO	4DS6-44L	X			
	RV, EA, EB, EC	4DS6-44		X	X	X
	RV, EA, EB, EC	4DS6-44L		X	X	X
10	LO, GO	4DS6-27	X			
	LO, GO	4DS6-27L	X			
	RV, EA, EB, EC	4DS6-27		X	X	X
	RV, EA, EB, EC	4DS6-27L		X	X	X

CANCELLED

JUL 1 1986

BY RS #12
PUBLIC SERVICE COMMISSION
OF MISSOURI

FOR FILE
JAN - 1 1984
83-253
Public Service Commission

Issued: DEC 29 1983

Effective: JAN 0 1 1984

By R. D. BARRON, Vice President-Missouri
Southwestern Bell Telephone Company
St. Louis, Missouri

No Supplement to this tariff will be issued except for the purpose of canceling this tariff.

Access Services Tariff
Section 6
3rd Revised Sheet 13
Replacing 2nd Revised Sheet 13

(CP)ACCESS SERVICES

6. SWITCHED ACCESS SERVICE-(Continued)

6.1 General-(Continued)

6.1.2 Rate Categories – (Continued)

A. Local Transport-(Continued)

11. Available IC Premises Interface Codes - Feature Groups-(Continued)

Interface Group	Telephone Company Switch Supervisory Signaling	IC Premises Interface Code	Feature Group			
			A	B	C	D
2	LO, GO	4SF2	X			
	LO	4LS2	X			
	GO	4GS2	X			
	LO, GO	6EX2-B	X			
	RV, EA, EB, EC	4SF2		X	X	X
	RV, EA, EB, EC	4DX2		X	X	X
	RV, EA, EB, EC	6EA2-E		X	X	X
	RV, EA, EB, EC	6EA2-M		X	X	X
	RV, EA, EB, EC	8EB2-E		X	X	X
	RV, EA, EB, EC	8EB2-M		X	X	X
	EA, EB, EC	8EC2-M		X	X	X
	RV	4RV2-0		X	X	X
	RV	4RV2-T		X	X	X
	CCS	4NO2				X

(AT)

Issued: March 7, 1994

Effective: April 7, 1994

By M. H. SCHULTEIS, Division Manager-Regulatory & Industry Relations
Southwestern Bell Telephone Company
St. Louis, Missouri

No supplement to this tariff will be issued except for the purpose of canceling this tariff.

Access Services Tariff
Section 6
2nd Revised Sheet 13
Replacing 1st Revised Sheet 13

(CP)ACCESS SERVICES

6. SWITCHED ACCESS SERVICE-(Continued)

6.1 General-(Continued)

6.1.2 Rate Categories-(Continued)

A. Local Transport-(Continued)

(AT) 11. Available IC Premises Interface Codes - Feature Groups-(Continued)

RECEIVED
MAR 29 1993
MISSOURI
Public Service Commission

(MT)

Interface Group	Telephone Company Switch		IC Premises Interface Code	Feature Group			
	Supervisory	Signaling		A	B	C	D
2	LO, GO		4SF2	X			
	LO		4LS2	X			
	GO		4GS2	X			
	LO, GO		6EX2-B	X			
	RV, EA, EB, EC		4SF2		X	X	X
	RV, EA, EB, EC		4DX2		X	X	X
	RV, EA, EB, EC		6EA2-E		X	X	X
	RV, EA, EB, EC		6EA2-M		X	X	X
	RV, EA, EB, EC		8EB2-E		X	X	X
	RV, EA, EB, EC		8EB2-M		X	X	X
	EA, EB, EC		8EC2-M		X	X	X
	RV		4RV2-O		X	X	X
	RV		4RV2-T		X	X	X

CANCELLED

APR 7 1994
BY 3rd R.S.#13
Public Service Commission
MISSOURI

FILED

APR 11 1993
92-304

Issued: **MAR 26 1993**

Effective:

MO. PUBLIC SERVICE COMM.

APR 11 1993

By R. D. BARRON, President-Missouri Division
Southwestern Bell Telephone Company
St. Louis, Missouri

No supplement to this tariff will be issued except for the purpose of canceling this tariff.

Access Services Tariff
Section 6
1st Revised Sheet 13
Replacing Original Sheet 13

(CP)ACCESS SERVICES

6. SWITCHED ACCESS SERVICE-(Continued)

6.1 General-(Continued)

6.1.2 Rate Categories-(Continued)

A. Local Transport-(Continued)

11. Available IC Premises Interface Codes-(Continued)

RECEIVED
JUN 27 1986
MISSOURI
Public Service Commission

Interface Group	Telephone Company Switch Supervisory Signaling	IC Premises Interface Code	Feature Group				
			A	B	C	D	
1 (Continued)	RV, EA, EB, EC	4EA2-M		X	X	X	
	RV, EA, EB, EC	6EB3-E		X	X	X	
	RV, EA, EB, EC	6EB2-M		X	X	X	
	RV, EA, EB, EC	6EB3-M		X	X	X	
	EA, EB, EC	6EC2			X	X	
	EA, EB, EC	6EC3			X	X	
	RV	2RV3-0		X	X	X	
	RV	2RV3-T		X	X	X	
	2	LO, GO	4SF2	X			
		LO	4LS2	X			
GO		4GS2	X				
LO, GO		6EX2-B	X				
RV, EA, EB, EC		4SF2		X	X	X	
RV, EA, EB, EC		4DX2		X	X	X	
RV, EA, EB, EC		6EA2-E		X	X	X	
RV, EA, EB, EC		6EA2-M		X	X	X	
RV, EA, EB, EC		8EB2-E		X	X	X	
RV, EA, EB, EC		8EB2-M		X	X	X	
EA, EB, EC		8EC2-M		X	X	X	
RV		4RV2-0		X	X	X	
RV		4RV2-T		X	X	X	

CANCELLED

APR 11 1993
BY 2nd R.S. 13
Public Service Commission
MISSOURI

FILED
JUL 1 1986
86-84
Public Service Commission

Issued: JUN 27 1986

Effective: JUL 1 1986

By R. D. BARRON, President-Missouri Division
Southwestern Bell Telephone Company
St. Louis, Missouri

No supplement to this tariff will be issued except for the purpose of canceling this tariff.

Access Services Tariff
Section 6
Original Sheet 13

RECEIVED
DEC 29 1983
MISSOURI
Public Service Commission

ACCESS SERVICES

6. SWITCHED ACCESS SERVICE-(Continued)

6.1 General-(Continued)

6.1.3 Rate Categories-(Continued)

A. Access Connections-(Continued)

12. Interface Group Nonchargeable Optional Features

The Telephone Company will provide the following optional features in association with the Interface Groups listed in Paragraphs 6.1.3, A.1 through A.10, preceding. Only those Interface Groups referenced with each optional feature will be provided with that feature. The provision of such features may require placement of Telephone Company equipment on the IC's premises.

a. Supervisory Signaling

A Supervisory signaling capability is provided for each Interface Group as listed in Paragraphs 6.1.3, A.1 through A.10, preceding.

Where the transmission parameters permit, and where signaling conversion is required by the IC to meet its signaling capability, the IC may order an optional supervisory signaling arrangement for each transmission path provided as follows:

- For Interface Groups 1 and 2

DX Supervisory Signaling,
E&M Type I Supervisory Signaling, or
E&M Type II Supervisory Signaling

- For Interface Group 2

SF Supervisory Signaling,
Tandem Supervisory Signaling, or
E&M Type III Supervisory Signaling

FILED
JAN - 1 1984
83 - 253
Public Service Commission

In addition, with the agreement of the Telephone Company, Interface Groups 1 through 10, may at the option of the IC, be provided with individual transmission path SF supervisory signaling.

CANCELLED
JUL 1 1986
BY 1st R.S.#13
PUBLIC SERVICE COMMISSION
OF MISSOURI

Issued: DEC 29 1983

Effective: JAN 01 1984

By R. D. BARRON, Vice President-Missouri
Southwestern Bell Telephone Company
St. Louis, Missouri

No Supplement to this tariff will be issued except for the purpose of canceling this tariff.

Access Services Tariff
Section 6
4th Revised Sheet 14
Replacing 3rd Revised Sheet 14

ACCESS SERVICES

6. SWITCHED ACCESS SERVICE-(Continued)

6.1 General-(Continued)

6.1.2 Rate Categories – (Continued)

A. Local Transport-(Continued)

11. Available IC Premises Interface Codes - Feature Groups-(Continued)

Interface Group	Telephone Company Switch Supervisory Signaling	IC Premises Interface Code	Feature Group			
			A	B	C	D
3	LO, GO	4AH5-B	X			
	RV, EA, EB, EC	4AH5-B		X	X	X
	CCS	4AH5-B				X
4	LO, GO	4AH6-C	X			
	RV, EA, EB, EC	4AH6-C		X	X	X
	CCS	4AH6-C				X
5	LO, GO	4AH6-D	X			
	RV, EA, EB, EC	4AH6-D		X	X	X
	CCS	4AH6-D				X
6	LO, GO	4DS9-15	X			
	LO, GO	4DS9-15L	X			
	RV, EA, EB, EC	4DS9-15		X	X	X
	RV, EA, EB, EC	4DS9-15L		X	X	X
	CCS	4DS9-15				X
	CCS	4DS9.1S				X
	CCS	4DS9.1SN				X
	CCS	4DS9.1BN				X
	CCS	4DS9.15B				X
7	LO, GO	4DS9-31	X			
	LO, GO	4DS9-31L	X			
	RV, EA, EB, EC	4DS9-31		X	X	X
	RV, EA, EB, EC	4DS9-31L		X	X	X
	CCS	4DS9-31				X
8	LO, GO	4DSO-63	X			
	LO, GO	4DSO-63L	X			
	RV, EA, EB, EC	4DSO-63		X	X	X
	RV, EA, EB, EC	4DSO-63L		X	X	X
	CCS	4DSO-63				X

(AT)
↑
(AT)

Issued: October 17, 1994

Effective: November 24, 1994

By HORACE WILKINS, Jr., President-Missouri
Southwestern Bell Telephone
St. Louis, Missouri

No supplement to this tariff will be issued except for the purpose of canceling this tariff.

Access Services Tariff
Section 6
3rd Revised Sheet 14
Replacing 2nd Revised Sheet 14

ACCESS SERVICES

6. SWITCHED ACCESS SERVICE-(Continued)

6.1 General-(Continued)

6.1.2 Rate Categories-(Continued)

A. Local Transport-(Continued)

11. Available IC Premises Interface Codes - Feature Groups-(Continued)

RECEIVED

MAR 07 1994

MISSOURI
Public Service Commission

Interface Group	Telephone Company Switch Supervisory Signaling	IC Premises Interface Code	Feature Group			
			A	B	C	D
(AT)	LO, GO	4AH5-B	X			
	RV, EA, EB, EC	4AH5-B		X	X	X
	CCS	4AH5-B				X
(AT)	LO, GO	4AH6-C	X			
	RV, EA, EB, EC	4AH6-C		X	X	X
	CCS	4AH6-C				X
(AT)	LO, GO	4AH6-D	X			
	RV, EA, EB, EC	4AH6-D		X	X	X
	CCS	4AH6-D				X
(AT)	LO, GO	4DS9-15	X			
	LO, GO	4DS9-15L	X			
	RV, EA, EB, EC	4DS9-15		X	X	X
	RV, EA, EB, EC	4DS9-15L		X	X	X
	CCS	4DS9-15				X
(AT)	LO, GO	4DS9-31	X			
	LO, GO	4DS9-31L	X			
	RV, EA, EB, EC	4DS9-31		X	X	X
	RV, EA, EB, EC	4DS9-31L		X	X	X
	CCS	4DS9-31				X
(AT)	LO, GO	4DS0-63	X			
	LO, GO	4DS0-63L	X			
	RV, EA, EB, EC	4DS0-63		X	X	X
	RV, EA, EB, EC	4DS0-63L		X	X	X
	CCS	4DS0-63				X

CANCELLED

NOV 24 1994

BY 4 U.R.S. 14
Public Service Commission
MISSOURI

FILED

APR 7 1994

Issued:

MAR 07 1994

Effective: MAR 07 1994
Public Service Commission

By M. H. SCHULTEIS, Division Manager-Regulatory & Industry Relations
Southwestern Bell Telephone Company
St. Louis, Missouri

No supplement to this tariff will be issued except for the purpose of canceling this tariff.

Access Services Tariff
Section 6
2nd Revised Sheet 14
Replacing 1st Revised Sheet 14

ACCESS SERVICES

6. SWITCHED ACCESS SERVICE-(Continued)

6.1 General-(Continued)

6.1.2 Rate Categories-(Continued)

A. Local Transport-(Continued)

RECEIVED

MAR 29 1993

MISSOURI
Public Service Commission

(AT) 11. Available IC Premises Interface Codes - Feature Groups-(Continued)

Interface Group	Telephone Company Switch		IC Premises Interface Code	Feature Group			
	Supervisory	Signaling		A	B	C	D
3	LO, GO		4AH5-B	X			
	RV, EA, EB, EC		4AH5-B		X	X	X
4	LO, GO		4AH6-C	X			
	RV, EA, EB, EC		4AH6-C		X		
5	LO, GO		4AH6-D	X			
	RV, EA, EB, EC		4AH6-D		X	X	
6	LO, GO		4DS9-15	X			
	LO, GO		4DS9-15L	X			
	RV, EA, EB, EC		4DS9-15		X		
	RV, EA, EB, EC		4DS9-15L		X		
7	LO, GO		4DS9-31	X			
	LO, GO		4DS9-31L	X			
	RV, EA, EB, EC		4DS9-31		X	X	X
	RV, EA, EB, EC		4DS9-31L		X	X	X
8	LO, GO		4DS0-63	X			
	LO, GO		4DS0-63L	X			
	RV, EA, EB, EC		4DS0-63		X	X	X
	RV, EA, EB, EC		4DS0-63L		X	X	X
9	LO, GO		4DS6-44	X			
	LO, GO		4DS6-44L	X			
	RV, EA, EB, EC		4DS6-44		X	X	X
	RV, EA, EB, EC		4DS6-44L		X	X	X
10	LO, GO		4DS6-27	X			
	LO, GO		4DS6-27L	X			
	RV, EA, EB, EC		4DS6-27		X	X	X
	RV, EA, EB, EC		4DS6-27L		X	X	X

CANCELLED

APR 7 1994

BY 3 R.S. # 14
Public Service Commission
MISSOURI

Issued:

MAR 26 1993

Effective:

APR 11 1993

By R. D. BARRON, President-Missouri Division
Southwestern Bell Telephone Company
St. Louis, Missouri

APR 11 1993

92-304

MO. PUBLIC SERVICE COMM.

No supplement to this tariff will be issued except for the purpose of canceling this tariff.

Access Services Tariff
Section 6
1st Revised Sheet 14
Replacing Original Sheet 14

(CP)ACCESS SERVICES

6. SWITCHED ACCESS SERVICE-(Continued)

6.1 General-(Continued)

6.1.2 Rate Categories-(Continued)

A. Local Transport-(Continued)

11. Available IC Premises-Interface Code (Continued)

RECEIVED
JUN 27 1986
MISSOURI
Public Service Commission

CANCELLED

APR 11 1993

BY 2nd R.S.#14

Public Service Commission

MISSOURI

Interface Group	Telephone Company Switch Supervisory Signaling	IC Premises Interface Code	Feature Group			
			A	B	C	D
3	LO, GO	4AH5-B	X			
	RV, EA, EB, EC	4AH5-B		X	X	X
4	LO, GO	4AH6-C	X			
	RV, EA, EB, EC	4AH6-C		X	X	X
5	LO, GO	4AH6-D	X			
	RV, EA, EB, EC	4AH6-D		X	X	X
6	LO, GO	4DS9-15	X			
	LO, GO	4DS9-15L	X			
	RV, EA, EB, EC	4DS9-15		X	X	X
	RV, EA, EB, EC	4DS9-15L		X	X	X
7	LO, GO	4DS9-31	X			
	LO, GO	4DS9-31L	X			
	RV, EA, EB, EC	4DS9-31		X	X	X
	RV, EA, EB, EC	4DS9-31L		X	X	X
8	LO, GO	4DS0-63	X			
	LO, GO	4DS0-63L	X			
	RV, EA, EB, EC	4DS0-63		X	X	X
	RV, EA, EB, EC	4DS0-63L		X	X	X
9	LO, GO	4DS6-44	X			
	LO, GO	4DS6-44L	X			
	RV, EA, EB, EC	4DS6-44		X	X	X
	RV, EA, EB, EC	4DS6-44L		X	X	X
10	LO, GO	4DS6-27	X			
	LO, GO	4DS6-27L	X			
	RV, EA, EB, EC	4DS6-27				
	RV, EA, EB, EC	4DS6-27L				

FILED
JUL 1 1986
86-84
Public Service Commission

Issued: JUN 27 1986

Effective: JUL 1 1986

By R. D. BARRON, President-Missouri Division
Southwestern Bell Telephone Company
St. Louis, Missouri

No supplement to this tariff will be issued except for the purpose of canceling this tariff.

Access Services Tariff
Section 6
Original Sheet 14

RECEIVED
DEC 29 1983
MISSOURI
Public Service Commission

ACCESS SERVICES

6. SWITCHED ACCESS SERVICE-(Continued)

6.1 General-(Continued)

6.1.3 Rate Categories-(Continued)

A. Access Connections-(Continued)

12. Interface Group Nonchargeable Optional Features-(Continued)

b. IC Specified Entry Switch Receive Level

This feature allows the IC to specify the receive transmission level at the first point of switching within a range acceptable to the Telephone Company in association with Interface Groups 2 through 10. This feature is available with Feature Groups A and B.

CANCELLED

JUL 1 1986

BY 12 R.S. #14
PUBLIC SERVICE COMMISSION
OF MISSOURI

FILED

JAN - 1 1984

83 - 253

Public Service Commission

Issued: DEC 29 1983

Effective: JAN 0 1 1984

By R. D. BARRON, Vice President-Missouri
Southwestern Bell Telephone Company
St. Louis, Missouri

No Supplement to this tariff will be issued except for the purpose of canceling this tariff.

Access Services Tariff
Section 6
2nd Revised Sheet 14.01
Replacing 1st Revised Sheet 14.01

ACCESS SERVICES

6. SWITCHED ACCESS SERVICE-(Continued)

6.1 General-(Continued)

6.1.2 Rate Categories – (Continued)

A. Local Transport-(Continued)

11. Available IC Premises Interface Codes - Feature Groups-(Continued)

Interface Group	Telephone Company Switch Supervisory Signaling	IC Premises Interface Code	Feature Group			
			A	B	C	D
(C) 9	LO, GO	4DS6-44	X			
	LO, GO	4DS6-44L	X			
	RV, EA, EB, EC	4DS6-44		X	X	X
	RV, EA, EB, EC	4DS6-44L		X	X	X
	CCS	4DS6-44				X
10	LO, GO	4DS6-27	X			
	LO, GO	4DS6-27L	X			
	RV, EA, EB, EC	4DS6-27		X	X	X
	RV, EA, EB, EC	4DS6-27L		X	X	X
	CCS	4DS6-27				X

12. Available Premises Interface Codes - Basic Serving Arrangements

The following shows which premises interface codes are available as a function of the Telephone Company switch supervisory signaling and Basic Serving Arrangement. Voice trunks are available with Interface Groups 1-10. Signaling links are available with Interface Groups 6-10.

Interface Group	Telephone Company Supervisory Signaling	Premises Interface Code	Line BSA			
			A	B	C	D
1	LO	2LS2	X			
	LO	2LS3	X			
	GO	2GS2	X			
	GO	2GS3	X			
	RV, EA, EB, EC	4EA2-E		X	X	X
	RV, EA, EB, EC	4EA3-E		X	X	X
	RV, EA, EB, EC	4EA2-M		X	X	X
	RV, EA, EB, EC	4EA3-M		X	X	X
	RV, EA, EB, EC	6EB2-E		X	X	X
	RV, EA, EB, EC	6EB3-E		X	X	X
	RV, EA, EB, EC	6EB2-M		X	X	X
	RV, EA, EB, EC	6EB3-M		X	X	X

Issued:

Effective: November 24, 1994

By HORACE WILKINS, Jr., President-Missouri
Southwestern Bell Telephone
St. Louis, Missouri

No supplement to this tariff will be issued except for the purpose of canceling this tariff.

Access Services Tariff
Section 6
1st Revised Sheet 14.01
Replacing Original Sheet 14.01

ACCESS SERVICES

6. SWITCHED ACCESS SERVICE-(Continued)

RECEIVED

6.1 General-(Continued)

MAR 07 1994

6.1.2 Rate Categories-(Continued)

MISSOURI
Public Service Commission

A. Local Transport-(Continued)

11. Available IC Premises Interface Codes - Feature Groups-(Continued)

Interface Group	Telephone Company Switch Supervisory Signaling	IC Premises Interface Code	Feature Group			
			A	B	C	D
9	LO, GO	4DS6-44	X			
	LO, GO	4DS6-44L	X			
	RV, EA, EB, EC	4DS6-44		X	X	X
	RV, EA, EB, EC	4DS6-44L		X	X	X
	CCS					X
10	LO, GO	4DS6-27	X			
	LO, GO	4DS6-27L	X			
	RV, EA, EB, EC	4DS6-27		X	X	X
	RV, EA, EB, EC	4DS6-27L		X	X	X
	CCS	4DS6-27				X

12. Available Premises Interface Codes - Basic Serving Arrangements

The following shows which premises interface codes are available as a function of the Telephone Company switch supervisory signaling and Basic Serving Arrangement. Voice trunks are available with Interface Groups 1-10. Signaling links are available with Interface Groups 6-10.

Interface Group	Telephone Company Supervisory Signaling	Premises Interface Code	Line		BSA	
			A	B	C	D
1	LO	2LS2	X			
	LO	2LS3	X			
	GO	2GS2	X			
	GO	2GS3	X			
	RV, EA, EB, EC	4EA2-E		X	X	X
	RV, EA, EB, EC	4EA3-E		X	X	X
	RV, EA, EB, EC	4EA2-M		X	X	X
	RV, EA, EB, EC	4EA3-M		X	X	X
	RV, EA, EB, EC	6EB2-E		X	X	X
	RV, EA, EB, EC	6EB3-E		X	X	X
	RV, EA, EB, EC	6EB2-M		X	X	X
	RV, EA, EB, EC	6EB3-M		X	X	X

CANCELLED

NOV 24 1994

By Public Service Commission MISSOURI

FILED

APR 7 1994

No supplement to this tariff will be issued except for the purpose of canceling this tariff.

Access Services Tariff
Section 6
Original Sheet 14.01

ACCESS SERVICES

6. SWITCHED ACCESS SERVICE-(Continued)

RECEIVED

6.1 General-(Continued)

MAR 29 1993

6.1.2 Rate Categories-(Continued)

MISSOURI

A. Local Transport-(Continued)

Public Service Commission

12. Available Premises Interface Codes - Basic Serving Arrangements

Following is a matrix showing, for each interface group, which premises interface codes are available as a function of the Telephone Company switch supervisory signaling and Basic Serving Arrangement. A matrix for Feature Groups is provided in 6.1.2, A.11, preceding.

Interface Group	Telephone Company Switch Supervisory Signaling		Premises Interface Code	Basic Serving Arrangement			
				Line		Trunk	
				A	B	C	D
1	LO		2LS2	X			
	LO		2LS3	X			
	GO		2GS2	X			
	GO		2GS3	X			
	RV, EA, EB, EC		4EA2-E		X	X	X
	RV, EA, EB, EC		4EA3-E		X	X	X
	RV, EA, EB, EC		4EA2-M		X	X	X
	RV, EA, EB, EC		4EA3-M		X	X	X
	RV, EA, EB, EC		6EB2-E		X	X	X
	RV, EA, EB, EC		6EB3-E		X	X	X
	RV, EA, EB, EC		6EB2-M		X	X	X
	RV, EA, EB, EC		6EB3-M		X	X	X
	EA, EB, EC		6EC2			X	X
	EA, EB, EC		6EC3			X	X
	RV		2RV3-0		X	X	X
	RV		2RV3-T		X	X	X
	2	LO, GO		4SF2	X		
LO			4LS2	X			
GO			4GS2	X			
LO, GO			6EX2-B	X			
RV, EA, EB, EC			4SF2		X	X	X
RV, EA, EB, EC			4DX2		X	X	X
RV, EA, EB, EC			6EA2-E		X	X	X
RV, EA, EB, EC			6EA2-M		X	X	X
RV, EA, EB, EC			8EB2-E		X	X	X
RV, EA, EB, EC			8EB2-M		X	X	X
EA, EB, EC			8EC2-M			X	X
RV			4RV2-0		X	X	X
RV			4RV2-T		X	X	X

CANCELLED

APR 7 1994

BY *lat R.S. #14.01*
Public Service Commission

MISSOURI

FILED

Issued:

MAR 26 1993

Effective:

APR 11 1993
APR 11 1993
92-304

By R. D. BARRON, President-Missouri Division
Southwestern Bell Telephone Company
St. Louis, Missouri

MO. PUBLIC SERVICE COMM.

No Supplement to this tariff will be issued except for the purpose of canceling this tariff.

Access Services Tariff
Section 6
1st Revised Sheet 14.02
Replacing Original Sheet 14.02

ACCESS SERVICES

6. SWITCHED ACCESS SERVICE-(Continued)

6.1 General-(Continued)

6.1.2 Rate Categories – (Continued)

A. Local Transport-(Continued)

12. Available Premises Interface Codes - Basic Serving Arrangements - (Continued)

	Interface Group	Telephone Company Switch Supervisory Signaling	Premises Interface Code	Basic Serving Arrangement			
				Line		Trunk	
				A	B	C	D
(MT)	1	EA, EB, EC	6EC2			X	X
		EA, EB, EC	6EC3			X	X
		RV	2RV3-0		X	X	X
		RV	2RV3-T		X	X	X
		CCS	2NO2				X
(AT)	2	LO, GO	4SF2	X			
		LO	4LS2	X			
		GO	4GS2	X			
		LO, GO	6EX2-B	X			
		RV, EA, EB, EC	4SF2		X	X	X
		RV, EA, EB, EC	4DX2		X	X	X
		RV, EA, EB, EC	6EA2-E		X	X	X
		RV, EA, EB, EC	6EA2-M		X	X	X
		RV, EA, EB, EC	8EB2-E		X	X	X
		RV, EA, EB, EC	8EB2-M		X	X	X
		EA, EB, EC	8EC2-M			X	X
		RV	4RV2-0		X	X	X
		RV	4RV2-T		X	X	X
(AT)	3	LO, GO	4AH5-B	X			
		RV, EA, EB, EC	4AH5-B		X	X	X
		CCS	4AH5-B				X
(AT)	4	LO, GO	4AH6-C	X			
		RV, EA, EB, EC	4AH6-C		X	X	X
		CCS	4AH6-C				X
(AT)	5	LO, GO	4AH6-D	X			
		RV, EA, EB, EC	4AH6-D		X	X	X
		CCS	4AH6-D				X

Issued: March 7, 1994 Effective: April 7, 1994
By M. H. SCHULTEIS, Division Manager-Regulatory & Industry Relations
Southwestern Bell Telephone Company
St. Louis, Missouri

No supplement to this tariff will be issued except for the purpose of canceling this tariff.

Access Services Tariff
Section 6
Original Sheet 14.02

ACCESS SERVICES

6. SWITCHED ACCESS SERVICE-(Continued)

6.1 General-(Continued)

6.1.2 Rate Categories-(Continued)

A. Local Transport-(Continued)

12. Available Premises Interface Codes - Basic Serving Arrangements - (Continued)

RECEIVED

MAR 29 1993

MISSOURI
Public Service Commission

Interface Group	Telephone Company Switch		Premises Interface Code	Basic Serving Arrangement			
	Supervisory	Signaling		Line	Trunk		
			A	B	C	D	
3	LO, GO		4AH5-B	X			
	RV, EA, EB, EC		4AH5-B		X	X	X
4	LO, GO		4AH6-C	X			
	RV, EA, EB, EC		4AH6-C		X	X	X
5	LO, GO		4AH6-D	X			
	RV, EA, EB, EC		4AH6-D		X	X	X
6	LO, GO		4DS9-15	X			
	LO, GO		4DS9-15L	X			
	RV, EA, EB, EC		4DS9-15		X	X	X
	RV, EA, EC		4DS9-15L		X	X	X
7	LO, GO		4DS9-31	X			
	LO, GO		4DS9-31L	X			
	RV, EA, EB, EC		4DS9-31		X	X	X
	RV, EA, EB, EC		4DS9-31L		X	X	X
8	LO, GO		4DS0-63	X			
	LO, GO		4DS0-63L	X			
	RV, EA, EB, EC		4DS0-63		X	X	X
	RV, EA, EB, EC		4DS0-63L		X	X	X
9	LO, GO		4DS6-44	X			
	LO, GO		4DS6-44L	X			
	RV, EA, EB, EC		4DS6-44		X	X	X
	RV, EA, EB, EC		4DS6-44L		X	X	X
10	LO, GO		4DS6-27	X			
	LO, GO		4DS6-27L	X			
	RV, EA, EB, EC		4DS6-27		X	X	X
	RV, EA, EB, EC		4DS6-27L		X	X	X

CANCELLED

APR 7 1994

By *lot R.S. 14.02*
Public Service Commission
MISSOURI

Issued:

MAR 26 1993

Effective:

By R. D. BARRON, President-Missouri Division
Southwestern Bell Telephone Company
St. Louis, Missouri

APR 11 1993
APR 11 1993
92-304

MO. PUBLIC SERVICE COMM.

No Supplement to this tariff will be issued except for the purpose of canceling this tariff.

Access Services Tariff
Section 6
1st Revised Sheet 14.03
Replacing Original Sheet 14.03

ACCESS SERVICES

6. SWITCHED ACCESS SERVICE-(Continued)

6.1 General-(Continued)

6.1.2 Rate Categories – (Continued)

A. Local Transport-(Continued)

12. Available Premises Interface Codes - Basic Serving Arrangements - (Continued)

	Interface <u>Group</u>	Telephone Company Switch <u>Supervisory Signaling</u>	Premises <u>Interface Code</u>	Basic Serving Arrangement			
				Line		Trunk	
				A	B	C	D
(AT) (AT)	6	LO, GO	4DS9-15	X			
		LO, GO	4DS9-15L	X			
		RV, EA, EB, EC	4DS9-15		X	X	X
		RV, EA, EB, EC	4DS9-15L		X	X	X
		CCS	4DS9-15				X
		CCS	4DS9.1S				X
		CCS	4DS9.1SN				X
		CCS	4DS9.1BN				X
		CCS	4DS9.15B				X
7		LO, GO	4DS9-31	X			
		LO, GO	4DS9-31L	X			
		RV, EA, EB, EC	4DS9-31		X	X	X
		RV, EA, EB, EC	4DS9-31L		X	X	X
		CCS	4DS9-31				X
8		LO, GO	4DSO-63	X			
		LO, GO	4DSO-63L	X			
		RV, EA, EB, EC	4DSO-63		X	X	X
		RV, EA, EB, EC	4DSO-63L		X	X	X
		CCS	4DS0-63				X
9		LO, GO	4DS6-44	X			
		LO, GO	4DS6-44L	X			
		RV, EA, EB, EC	4DS6-44		X	X	X
		RV, EA, EB, EC	4DS6-44L		X	X	X
		CCS	4DS6-44				X
10		LO, GO	4DS6-27	X			
		LO, GO	4DS6-27L	X			
		RV, EA, EB, EC	4DS6-27		X	X	X
		RV, EA, EB, EC	4DS6-27L		X	X	X
		CCS	4DS6-27				X

Issued: October 17, 1994 Effective: November 24, 1994

By HORACE WILKINS, Jr., President-Missouri
Southwestern Bell Telephone
St. Louis, Missouri

No supplement to this tariff will be issued except for the purpose of canceling this tariff.

Access Services Tariff
Section 6
Original Sheet 14.03

ACCESS SERVICES

6. SWITCHED ACCESS SERVICE-(Continued)
6.1 General-(Continued)

6.1.2 Rate Categories-(Continued)

A. Local Transport-(Continued)

12. Available Premises Interface Codes - Basic Serving Arrangements - (Continued)

RECEIVED

MAR 07 1994

MISSOURI
Public Service Commission

Interface Group	Telephone Company Switch Supervisory Signaling	Premises Interface Code	Basic Serving Arrangement			
			Line A	B	Trunk C	D
6	LO, GO	4DS9-15	X			
	LO, GO	4DS9-15L	X			
	RV, EA, EB, EC	4DS9-15		X	X	X
	RV, EA, EB, EC	4DS9-15L		X	X	X
	CCS	4DS9-15				X
7	LO, GO	4DS9-31	X			
	LO, GO	4DS9-31L	X			
	RV, EA, EB, EC	4DS9-31				
	RV, EA, EB, EC	4DS9-31L				
	CCS	4DS9-31				
8	LO, GO	4DS0-63	X			
	LO, GO	4DS0-63L	X			
	RV, EA, EB, EC	4DS0-63		X	X	X
	RV, EA, EB, EC	4DS0-63L		X	X	X
	CCS	4DS0-63				X
9	LO, GO	4DS6-44	X			
	LO, GO	4DS6-44L	X			
	RV, EA, EB, EC	4DS6-44		X	X	X
	RV, EA, EB, EC	4DS6-44L		X	X	X
	CCS	4DS6-44				X
10	LO, GO	4DS6-27	X			
	LO, GO	4DS6-27L	X			
	RV, EA, EB, EC	4DS6-27		X	X	X
	RV, EA, EB, EC	4DS6-27L		X	X	X
	CCS	4DS6-27				X

CANCELLED

NOV 24 1994
BY *Not R.S. #14.03*
Public Service Commission
MISSOURI

FILED

APR 7 1994

Issued: MAR 07 1994

Effective: APR 07 1994

MISSOURI
Public Service Commission

By M. H. SCHULTEIS, Division Manager-Regulatory & Industry Relations
Southwestern Bell Telephone Company
St. Louis, Missouri

No Supplement to this tariff will be issued except for the purpose of canceling this tariff.

Access Services Tariff
Section 6
4th Revised Sheet 15
Replacing 3rd Revised Sheet 15

ACCESS SERVICES

6. SWITCHED ACCESS SERVICE-(Continued)

6.1 General-(Continued)

6.1.2 Rate Categories – (Continued)

A. Local Transport-(Continued)

13. Features

Where transmission facilities and standard design practices permit, as described in appropriate Technical Publications, the Telephone Company will provide the following features in association with Local Transport at the customer's request.

a. Supervisory Signaling

Where the transmission parameters permit, and where signaling conversion is required by the IC to meet its signaling capability, the IC may order supervisory signaling arrangement for each transmission path provided as follows:

- For Interface Groups 1 and 2

DX Supervisory Signaling,
E&M Type I Supervisory Signaling,
E&M Type II Supervisory Signaling, or
E&M Type III Supervisory Signaling
- For Interface Group 2

SF Supervisory Signaling
- For Interface Groups 6 through 10

These Interface Groups may, at the option of the customer, be provided with individual transmission path SF supervisory signaling where such signaling is available in Telephone Company central offices. Generally such signaling is available only where the entry switch provides an analog, i.e., nondigital, interface to the transport termination and a portion of the facility between the analog entry switch and the customer's premises is analog. These Supervisory Signaling arrangements are not available in combination with the SS7 Signaling feature described in 6.4.1.

(AT)
|
(AT)

Issued: March 7, 1994

Effective: April 7, 1994

By M. H. SCHULTEIS, Division Manager-Regulatory & Industry Relations
Southwestern Bell Telephone Company
St. Louis, Missouri

No supplement to this tariff will be issued except for the purpose of canceling this tariff.

Access Services Tariff
Section 6
3rd Revised Sheet 15
Replacing 2nd Revised Sheet 15

ACCESS SERVICES

6. SWITCHED ACCESS SERVICE-(Continued)

6.1 General-(Continued)

6.1.2 Rate Categories-(Continued)

A. Local Transport-(Continued)

(FC) 13. Features

(RT) Where transmission facilities and standard design practices permit, as
(RT) described in appropriate Technical Publications, the Telephone Company
(AT) will provide the following features in association with Local Transport at the customer's request.

a. Supervisory Signaling

Where the transmission parameters permit, and where signaling conversion is required by the IC to meet its signaling capability, the IC may order supervisory signaling arrangement for each transmission path provided as follows:

- For Interface Groups 1 and 2

DX Supervisory Signaling,
E&M Type I Supervisory Signaling,
E&M Type II Supervisory Signaling, or
E&M Type III Supervisory Signaling

- For Interface Group 2

SF Supervisory Signaling

- For Interface Groups 6 through 10

These Interface Groups may, at the option of the customer, be provided with individual transmission path SF supervisory signaling where such signaling is available in Telephone Company central offices. Generally such signaling is available only where the entry switch provides an analog, i.e., nondigital, interface to the transport termination and a portion of the facility between the analog entry switch and the customer's premises is analog.

RECEIVED

MAR 29 1993

MISSOURI
Public Service Commission

CANCELLED

APR 7 1994

BY 4 R.S. #15
Public Service Commission
MISSOURI

FILED

APR 11 1993
92 - 304

MO. PUBLIC SERVICE COMM.

Issued: MAR 26 1993

Effective:

APR 11 1993

By R. D. BARRON, President-Missouri Division
Southwestern Bell Telephone Company
St. Louis, Missouri

No supplement to this tariff will be issued except for the purpose of canceling this tariff.

Access Services Tariff
Section 6
2nd Revised Sheet 15
Replacing 1st Revised Sheet 15

ACCESS SERVICES

6. SWITCHED ACCESS SERVICE-(Continued)

6.1 General-(Continued)

6.1.2 Rate Categories-(Continued)

A. Local Transport-(Continued)

RECEIVED

AUG 9 1991

MISSOURI
Public Service Commission

(RT) 12. Features

Where transmission facilities permit and standard design practices permit, as described in appropriate Technical Publications, the Telephone Company will, at the option of the customer, provide the following features in association with Local Transport.

a. Supervisory Signaling

Where the transmission parameters permit, and where signaling conversion is required by the IC to meet its signaling capability, the IC may order supervisory signaling arrangement for each transmission path provided as follows:

- For Interface Groups 1 and 2

DX Supervisory Signaling,
E&M Type I Supervisory Signaling,
E&M Type II Supervisory Signaling, or
E&M Type III Supervisory Signaling

- For Interface Group 2

SF Supervisory Signaling,

- For Interface Groups 6 through 10

These Interface Groups may, at the option of the customer, be provided with individual transmission path SF supervisory signaling where such signaling is available in Telephone Company central offices. Generally such signaling is available only where the entry switch provides an analog, i.e., nondigital, interface to the transport termination and a portion of the facility between the analog entry switch and the customer's premises is analog.

CANCELLED

APR 11 1993

BY 3rd R.S. #15

Public Service Commission
MISSOURI

(RT)

Issued: **AUG 09 1991**

Effective: ~~SEP 09 1991~~

By R. D. BARRON, President-Missouri Division
Southwestern Bell Telephone Company
St. Louis, Missouri

SEP 30 1991

SEP 30 1991

Public Service Commission

No supplement to this tariff will be issued except for the purpose of canceling this tariff.

Access Services Tariff
Section 6
1st Revised Sheet 15
Replacing Original Sheet 15

(CP)ACCESS SERVICES

6. SWITCHED ACCESS SERVICE-(Continued)

6.1 General-(Continued)

6.1.2 Rate Categories-(Continued)

A. Local Transport-(Continued)

12. Optional Features

Where transmission facilities permit and standard design practices permit, as described in appropriate Technical Publications, the Telephone Company will, at the option of the customer, provide the following optional features in association with Local Transport.

a. Supervisory Signaling

Where the transmission parameters permit, and where signaling conversion is required by the IC to meet its signaling capability, the IC may order an optional supervisory signaling arrangement for each transmission path provided as follows:

- For Interface Groups 1 and 2

DX Supervisory Signaling,
E&M Type I Supervisory Signaling,
E&M Type II Supervisory Signaling, or
E&M Type III Supervisory Signaling

- For Interface Group 2

SF Supervisory Signaling,
Tandem Supervisory Signaling

- For Interface Groups 6 through 10

These Interface Groups may, at the option of the customer, be provided with individual transmission path SF supervisory signaling where such signaling is available in Telephone Company central offices. Generally such signaling is available only where the entry switch provides an analog, i.e., nondigital, interface to the transport termination and a portion of the facility between the analog entry switch and the customer's premises is analog.

RECEIVED
JUN 27 1986
MISSOURI
Public Service Commission

CANCELLED
SEP 30 1991
BY 2nd R.S. #15
Public Service Commission
MISSOURI

JUL 1 1986
86-84
Public Service Commission


Issued: JUN 27 1986

Effective: JUL 1 1986

By R. D. BARRON, President-Missouri Division
Southwestern Bell Telephone Company
St. Louis, Missouri

No supplement to this tariff will be issued except for the purpose of canceling this tariff.

ACCESS SERVICES



6. SWITCHED ACCESS SERVICE-(Continued)

6.1 General-(Continued)

6.1.3 Rate Categories-(Continued)

B. Local Transport

The Local Transport rate category provides the transmission facilities between the IC terminal location and the end office switch(es) where the IC's traffic is switched to originate or terminate its communications. For purposes of determining Local Transport mileage, distance will be measured from the wire center that normally serves the IC to the end office switch(es). Exceptions to the mileage measurement rules are set forth in Paragraph 6.7.13, following.

Local Transport is a two-way voice frequency transmission path composed of facilities determined by the Telephone Company. The two-way voice frequency transmission path permits the transport of calls in the originating direction (from the end user end office switch to the IC terminal location) and in the terminating direction (from the IC terminal location to the IC end office switch), but not simultaneously. The voice frequency transmission path may be comprised of any form or configuration of plant capable of and typically used in the telecommunications industry for the transmission of voice and associated telephone signals within the frequency bandwidth of approximately 300 to 3000 Hz.

The Telephone Company will determine whether the Switched Access Service is to be routed directly to an end office switch or through an access tandem switch unless the IC orders the provision of other than Telephone Company Selected Traffic Routing optional feature. The Telephone Company will determine whether the Switched Access Service is to be provided as one-way calling or two-way calling unless the IC orders the IC Specification of Feature Group Directionality optional feature. These optional features are described in Paragraph 6.1.3, B.1., following. Another optional feature, IC Specification of Local Transport Termination, is also described in that section.

Local Transport is provided at the rates and charges as set forth in Paragraph 6.8.2, A., following. Rates are applied on an access minutes basis. When Feature Group A terminates in Telephone Company end offices that are not equipped for measurement capabilities, a Telephone Company assumed average number of access minutes will be billed to the IC in lieu

CANCELLED
1986
BY [Signature] 12/15
PUBLIC SERVICE COMMISSION
OF MISSOURI

JAN - 1 1984
83 - 253

Issued: DEC 29 1983

Effective: JAN 0 1 1984

By R. D. BARRON, Vice President-Missouri
Southwestern Bell Telephone Company
St. Louis, Missouri

No Supplement to this tariff will be issued except for the purpose of canceling this tariff.

Access Services Tariff
Section 6
3rd Revised Sheet 16
Replacing 2nd Revised Sheet 16

ACCESS SERVICES

6. SWITCHED ACCESS SERVICE-(Continued)

6.1 General-(Continued)

6.1.2 Rate Categories – (Continued)

A. Local Transport-(Continued)

(FC) 13. Features-(Continued)

b. Customer-Specified Entry Switch Receive Level

(RT) This feature allows the customer with Type B transmission to specify the receive
(AT) transmission level at the first point of switching. This feature is available with
Interface Groups 2 through 10 for FGA, FGB, FGC, FGD, BSA-A, BSA-B, BSA-C
and BSA-D.

c. Customer Specification of Local Transport Termination

(AT) This feature allows the customer to specify, for FGB or BSA-B routed directly to an
access tandem, a four-wire termination of the Local Transport at the entry switch in
lieu of a Telephone Company selected two-wire termination. This feature is available
(AT) only when the FGB or BSA-B arrangement is provided with Type B
Transmission Specifications.

Issued: March 26, 1993 Effective: April 11, 1993

By R. D. BARRON, President-Missouri Division
Southwestern Bell Telephone Company
St. Louis, Missouri

No supplement to this tariff will be issued except for the purpose of canceling this tariff.

Access Services Tariff
Section 6
2nd Revised Sheet 16
Replacing 1st Revised Sheet 16

ACCESS SERVICES

RECEIVED

6. SWITCHED ACCESS SERVICE--(Continued)

AUG 9 1991

6.1 General--(Continued)

MISSOURI

6.1.2 Rate Categories--(Continued)

Public Service Commission

A. Local Transport--(Continued)

(RT) 12. Features--(Continued)

(CT) b. Customer-Specified Entry Switch Receive Level

This feature allows the customer with Type B transmission to specify the receive transmission level at the first point of switching. The range of transmission levels which may be specified is described in Technical Reference PUB 62500. This feature is available with Interface Groups 2 through 10 for Feature Groups A, B, C and D.

(AT)

(CT) c. Customer Specification of Local Transport Termination

(CT) This feature allows the customer to specify, for Feature Group B routed directly to an access tandem, a four-wire termination of the Local Transport at the entry switch in lieu of a Telephone Company selected two-wire termination. This feature is available only when the Feature Group B arrangement is provided with Type B Transmission Specifications.

(CT)

CANCELLED

APR 11 1993
BY 3rd R.S. 16
Public Service Commission
MISSOURI

Issued: **AUG 09 1991**

Effective: ~~SEP 09 1991~~ **SEP 30 1991**

FILED

by R. D. BARRON, President-Missouri Division
Southwestern Bell Telephone Company
St. Louis, Missouri

SEP 30 1991

Public Service Commission

No supplement to this tariff will be issued except for the purpose of canceling this tariff.

Access Services Tariff
Section 6
1st Revised Sheet 16
Replacing Original Sheet 16

(CP) ACCESS SERVICES

6. SWITCHED ACCESS SERVICE-(Continued)

6.1 General-(Continued)

6.1.2 Rate Categories-(Continued)

A. Local Transport-(Continued)

12. Optional Features-(Continued)

b. IC Specified Entry Switch Receive Level

This feature allows the customer with Type B transmission to specify the receive transmission level at the first point of switching. The range of transmission levels which may be specified is described in Technical Reference PUB 62500. This feature is available with Interface Groups 2 through 10 for Feature Groups A, B and C.

c. IC Specification of Local Transport Termination

This option allows the customer to specify, for Feature Group B routed directly to an access tandem, a four-wire termination of the Local Transport at the entry switch in lieu of a Telephone Company selected two-wire termination. This option is available only when the Feature Group B arrangement is provided with Type B Transmission Specifications.

RECEIVED
JUN 27 1986
MISSOURI
Public Service Commission

CANCELLED

SEP 30 1991
BY 2nd R.S. 16
Public Service Commission
MISSOURI

FILED
JUL 1 1986
86-84
Public Service Commission

Issued: JUN 27 1986

Effective: JUL 1 1986

By R. D. BARRON, President-Missouri Division
Southwestern Bell Telephone Company
St. Louis, Missouri

No supplement to this tariff will be issued except for the purpose of canceling this tariff.

Access Services Tariff
Section 6
Original Sheet 16

RECEIVED
DEC 29 1983
MISSOURI
Public Service Commission

ACCESS SERVICES

6. SWITCHED ACCESS SERVICE-(Continued)

6.1 General-(Continued)

6.1.3 Rate Categories-(Continued)

B. Local Transport-(Continued)

of actual usage. These rates will be billed in terms of the total number of access minutes (i.e., originating and terminating). For terminating Feature Group B Switched Access Service where no measurement capabilities exist in the Telephone Company designated electronic Access Tandem switch, a Telephone Company assumed average number of access minutes will be billed to the IC in lieu of actual usage.

The number of Local Transport transmission paths provided is based on the IC's order and is determined by the Telephone Company as set forth in Paragraph 6.5.5, following.

1. Chargeable Optional Features

a. Provision of Other Than Telephone Company Selected Traffic Routing

This option allows the IC to specify a particular traffic routing for trunk groups in lieu of Telephone Company selected routing, i.e., the IC may specify that the routing be on a direct trunk basis or via an access tandem. It is available with Feature Groups B, C and D.

b. IC Specification of Feature Group Directionality

This option allows the IC to specify that the operation of a trunk group will be one-way originating or terminating calling in lieu of Telephone Company selected two-way calling or, alternatively, that operation will be two-way calling in lieu of Telephone Company selected one-way calling. It is available with Feature Groups B, C and D.

c. IC Specification of Local Transport Termination

This option allows the IC to specify, for Feature Group B routed directly to an end office or access tandem, a four-wire termination of the Local Transport at the end office switch in lieu of a Telephone Company selected two-wire termination. This option is available only when the Feature Group B arrangement is provided with Type B Transmission Performance.
JUL 1 1984
Public Service Commission

JAN - 1 1984

83 - 258

CANCELLED
PUBLIC SERVICE COMMISSION
OF MISSOURI

These options are rated on an individual case basis with both nonrecurring charges and monthly recurring rates applying.

Issued: DEC 29 1983

Effective: JAN 01 1984

By R. D. BARRON, Vice President-Missouri
Southwestern Bell Telephone Company
St. Louis, Missouri

No Supplement to this tariff will be issued except for the purpose of canceling this tariff.

Access Services Tariff
Section 6
6th Revised Sheet 17
Replacing 5th Revised Sheet 17

ACCESS SERVICES

6. SWITCHED ACCESS SERVICE-(Continued)

6.1 General-(Continued)

6.1.2 Rate Categories – (Continued)

B. Local Switching

The Local Switching rate category provides the local end office switching and end user termination functions necessary to complete transmission of Switched Access communications to and from the users served by the local end office. Each of the functions provided for in the Local Switching rate category are described below:

1. Common Switching

(AT) Common Switching provides the local end office switching functions associated with the various access (i.e., Feature Group and BSA) switching arrangements. The Common Switching arrangements are described in Paragraph 6.2, following.

Included as part of the Common Switching are various features which the IC can order to meet its specific communications requirements.

(FC) These features are described in Paragraph 6.4.1, following. The number of end office
(FC) switching transmission paths will be determined as set forth in Paragraph 6.8.5, following.

2. Transport Termination

(FC)(AT) Transport Termination provides for the line or trunk side arrangements which terminate the Local Transport facilities. Included as part of Transport Termination are various termination arrangements. These terminating arrangements are described in Paragraphs 6.4.2, 6.4.3 and 6.4.5, following.

(FC) The number of Transport Terminations provided will be determined by the Telephone Company as set forth in Paragraph 6.8.6, following.

3. Line Termination

Line Termination provides the terminations for the end user lines terminating in the local end office. There are two types of Line Terminations, i.e., Common Line Terminations and WATS Access Line Service Terminations.

Issued: March 26, 1993 Effective: April 11, 1993

By R. D. BARRON, President-Missouri Division
Southwestern Bell Telephone Company
St. Louis, Missouri

No supplement to this tariff will be issued except for the purpose of canceling this tariff.

Access Services Tariff
Section 6
5th Revised Sheet 17
Replacing 4th Revised Sheet 17

ACCESS SERVICES

RECEIVED

AUG 9 1991

6. SWITCHED ACCESS SERVICE-(Continued)

MISSOURI
Public Service Commission

6.1 General-(Continued)

6.1.2 Rate Categories-(Continued)

B. Local Switching

The Local Switching rate category provides the local end office switching and end user termination functions necessary to complete transmission of Switched Access communications to and from the users served by the local end office. Each of the functions provided for in the Local Switching rate category are described below:

1. Common Switching

Common Switching provides the local end office switching functions associated with the various access (i.e., Feature Group) switching arrangements. The Common Switching arrangements are described in Paragraph 6.2, following.

(RT) Included as part of the Common Switching are various features which the IC can order to meet its specific communications requirements.
(RT) These features are described in Paragraph 6.3.1, following. The number of end office switching transmission paths will be as set forth in Paragraph 6.5.5, following.

CANCELLED

2. Transport Termination

Transport Termination provides for the line or trunk side arrangements which terminate the Local Transport facilities. Included as part of Transport Termination are various termination arrangements. These terminating arrangements are described in Paragraph 6.3.2, following.

APR 11 1993
BY 6th R.S. # 17
Public Service Commission
MISSOURI

(RT) The number of Transport Terminations provided will be determined by the Telephone Company as set forth in Paragraph 6.5.6, following.

3. Line Termination

Line Termination provides the terminations for the end user lines terminating in the local end office. There are two types of Line Terminations, i.e., Common Line Terminations and WATS Access Line Service Terminations.

Issued: AUG 09 1991

Effective: ~~SEP 09 1991~~
SEP 30 1991

FILED

SEP 30 1991

By R. D. BARRON, President-Missouri Division
Southwestern Bell Telephone Company
St. Louis, Missouri

Public Service Commission

No supplement to this tariff will be issued except for the purpose of canceling this tariff.

Access Services Tariff
Section 6
4th Revised Sheet 17
Replacing 3rd Revised Sheet 17

ACCESS SERVICES

6. SWITCHED ACCESS SERVICE-(Continued)

RECEIVED

6.1 General-(Continued)

SEP 25 1989

6.1.2 Rate Categories-(Continued)

MISSOURI

Public Service Commission

(CP) B. Local Switching

The Local Switching rate category provides the local end office switching and end user termination functions necessary to complete transmission of Switched Access communications to and from the users served by the local end office. Each of the functions provided for in the Local Switching rate category are described below:

1. Common Switching

Common Switching provides the local end office switching functions associated with the various access (i.e., Feature Group) switching arrangements. The Common Switching arrangements are described in Paragraph 6.2, following.

Included as part of the Common Switching are various optional features which the IC can order to meet its specific communications requirements. These optional features are described in Paragraph 6.3.1, following. The number of end office switching transmission paths will be determined as set forth in Paragraph 6.3.2, following.

CANCELLED

SEP 30 1991
17
P.S. # 17

Public Service Commission
MISSOURI

2. Transport Termination

Transport Termination provides for the line or trunk side arrangements which terminate the Local Transport facilities. Included as part of Transport Termination are various nonchargeable optional termination arrangements. These optional terminating arrangements are described in Paragraph 6.3.2, following.

The number of Transport Terminations provided will be determined by the Telephone Company as set forth in Paragraph 6.5.6, following.

3. Line Termination

Line Termination provides the terminations for the end user lines terminating in the local end office. There are two types of Line Terminations, i.e., Common Line Terminations and WATS Access Line Service Terminations.

OCT 1 1989
89-14

Public Service Commission

Issued: SEP 25 1989

Effective: OCT 1 1989

By R. D. Barron, President-Missouri Division
Southwestern Bell Telephone Company
St. Louis, Missouri

No supplement to this tariff will be issued except for the purpose of canceling this tariff.

Access Services Tariff
Section 6
3rd Revised Sheet 17
Replacing 2nd Revised Sheet 17

ACCESS SERVICES

RECEIVED

6. SWITCHED ACCESS SERVICE-(Continued)

FEB 2 1989

6.1 General-(Continued)

MISSOURI

6.1.2 Rate Categories-(Continued)

Public Service Commission

B. End Office

The End Office rate category provides the local end office switching and end user termination functions necessary to complete transmission of Switched Access communications to and from the users served by the local end office. The End Office rate category includes the Local Switching, Line Termination, Intercept and Information (i.e., Directory Assistance) rate elements. Directory Assistance Service and the applicable rates for it are set forth in Section 9, following.

1. Local Switching

The Local Switching rate element provides for the use of end office switching equipment. It is divided into two distinct categories, i.e., LS1 and LS2. These categories provide dial switching as follows:

LS1 for originating and terminating Feature Groups A and B; except when FGA or FGB is used to terminate calls to WATS Access Line Service;

LS2 for originating and terminating Features Groups C and D; for FGA and FGB when used to terminate calls to WATS Access Line Service, and for 800 Access Service minutes originating from nonequal access end offices when the customer elects to combine 800 traffic with tandem-routed FGD traffic;

(AT)
|
(AT)

Rates for LS1 and LS2 are set forth in 6.8.2, A., following.

There are two types of local switching functions, i.e., Common Switching functions and Transport Termination functions. These are described in Paragraphs a. and b., following.

CANCELLED

OCT 1 1989
BY 4# R.S.#17
Public Service Commission
MISSOURI

FILED

Issued: FEB 13 1989

Effective: MAR 15 1989

MAR 15 1989

By R. D. BARRON, President-Missouri Division, Public Service Commission
Southwestern Bell Telephone Company
St. Louis, Missouri

No supplement to this tariff will be issued except for the purpose of canceling this tariff.

Access Services Tariff
Section 6
2nd Revised Sheet 17
Replacing 1st Revised Sheet 17

ACCESS SERVICES

RECEIVED

6. SWITCHED ACCESS SERVICE-(Continued)

OCT 13 1987

6.1 General-(Continued)

MISSOURI

6.1.2 Rate Categories-(Continued)

Public Service Commission

B. End Office

The End Office rate category provides the local end office switching and end user termination functions necessary to complete the transmission of Switched Access communications to and from the end users served by the local end office. The End Office rate category includes the Local Switching, Line Termination, Intercept and Information (i.e., Directory Assistance) rate elements. Directory Assistance Service and the applicable rates for it are set forth in Section 9, following.

1. Local Switching

The Local Switching rate element provides for the use of end office switching equipment. It is divided into two distinct categories, i.e., LS1 and LS2. These categories provide dial switching as follows:

- (CP) LS1 for originating and terminating Feature Groups A and B, except when FGA or FGB is used to terminate calls to WATS Access Line Service;
- (CP) LS2 for originating and terminating Feature Groups C and D, and for FGA and FGB when used to terminate calls to WATS Access Line Service;
- (CP)

Rates for LS1 and LS2 are set forth in 6.8.2, A., following.

There are two types of local switching functions, i.e., Common Switching functions and Transport Termination functions. These are described in Paragraphs a. and b., following.

CANCELLED
MAR 15 1989
BY 308 RS #17
Public Service Commission
MISSOURI

FILED

OCT 16 1987

70-87-42
Public Service Commission

Issued: OCT 14 1987

Effective: OCT 16 1987

By R. D. BARRON, President-Missouri Division
Southwestern Bell Telephone Company
St. Louis, Missouri

No supplement to this tariff will be issued except for the purpose of canceling this tariff.

Access Services Tariff
Section 6
1st Revised Sheet 17
Replacing Original Sheet 17

RECEIVED
JUN 27 1986
MISSOURI
Public Service Commission

(CP)ACCESS SERVICES

6. SWITCHED ACCESS SERVICE-(Continued)

6.1 General-(Continued)

6.1.2 Rate Categories-(Continued)

B. End Office

The End Office rate category provides the local end office switching and end user termination functions necessary to complete the transmission of Switched Access communications to and from the end users served by the local end office. The End Office rate category includes the Local Switching, Line Termination, Intercept and Information (i.e., Directory Assistance) rate elements. Directory Assistance Service and the applicable rates for it are set forth in Section 9, following.

1. Local Switching

The Local Switching rate element provides for the use of end office switching equipment. It is divided into two distinct categories, i.e., LS1 and LS2. These categories provide dial switching as follows:

LS1 for originating and terminating Feature Groups A and B;
LS2 for originating and terminating Features Groups C and D;

Rates for LS1 and LS2 are set forth in 6.8.2, A., following.

There are two types of local switching functions, i.e., Common Switching functions and Transport Termination functions. These are described in Paragraphs a. and b., following.

CANCELLED
OCT 16 1987
BY *211 R.S.#17*
Public Service Commission
MISSOURI
FILED
JUL 1 1986
86-84
Public Service Commission


Issued: JUN 27 1986

Effective: JUL 1 1986

By R. D. BARRON, President-Missouri Division
Southwestern Bell Telephone Company
St. Louis, Missouri

No supplement to this tariff will be issued except for the purpose of canceling this tariff.

Access Services Tariff
Section 6
Original Sheet 17



ACCESS SERVICES

6. SWITCHED ACCESS SERVICE-(Continued)

6.1 General-(Continued)

6.1.3 Rate Categories-(Continued)

C. End Office

The End Office rate category provides the local end office switching and end user termination functions necessary to complete the transmission of Switched Access communications to and from the end users served by the local end office. The End Office rate category includes the Local Switching, Line Termination, Intercept and Information (i.e., Directory Assistance) rate elements. Directory Assistance Service and the applicable rates for it are set forth in Section 9, following.

When Feature Group A Switched Access Service terminates in Telephone Company end offices that are not equipped for measurement capabilities, a Telephone Company assumed average number of access minutes will be billed to the IC in lieu of actual usage. These rates will be billed in terms of the total (i.e., originating and terminating) number of access minutes. For terminating Feature Group B Switched Access Service where no measurement capabilities exist in the Telephone Company designated electronic Access Tandem switch, a Telephone Company assumed average number of access minutes will be billed to the IC in lieu of actual usage.


1. Local Switching

The Local Switching rate element provides for the use of end office switching equipment. It is divided into two distinct categories, i.e., LS1 and LS2. The first category, LS1, provides local dial switching for Feature Groups A and B. The second category, LS2, provides local dial switching for Feature Groups C and D.

LS1 and LS2 use is measured on an originating and terminating basis. Rates for LS1 and LS2 use are applied on a total number of access minutes of use basis, as set forth in Paragraph 6.8.3, A., following.

There are two types of local switching functions, i.e., Common Switching functions and Transport Termination functions. These are described in Paragraphs a. and b., following.

*Stamp: JAN 1 1986
BY 1st B.S. #17
PUBLIC SERVICE COMMISSION
OF MISSOURI*



Issued: DEC 29 1983

Effective: JAN 01 1984

By R. D. BARRON, Vice President-Missouri
Southwestern Bell Telephone Company
St. Louis, Missouri

No Supplement to this tariff will be issued except for the purpose of canceling this tariff.

Access Services Tariff
Section 6
7th Revised Sheet 18
Replacing 6th Revised Sheet 18

ACCESS SERVICES

6. SWITCHED ACCESS SERVICE-(Continued)

6.1 General-(Continued)

6.1.2 Rate Categories – (Continued)

B. Local Switching

4. Intercept

Intercept provides for the termination of a call at a Telephone Company Intercept operator or recording. The operator or recording tells a caller why a call, as dialed, could not be completed, and if possible, provides the correct number.

During the transition period in which Switched Access Services are provided either as Feature Groups or as Basic Serving Arrangements (as set forth in Section 6.1, preceding), Local Switching is available on a bundled or unbundled basis. Bundled Local Switching rates will apply to Switched Access Services provided as Feature Groups. Unbundled Local Switching rates will apply to Switched Access Services provided as Basic Serving Arrangements. When the Feature Groups are abolished at the end of this transitional period, Local Switching will only be provided on an unbundled basis.

The Local Switching rate element (both bundled and unbundled) provides for the use of end office switching equipment. Bundled and unbundled local switching rates are divided into two distinct categories, i.e., LS1 and LS2. These categories provide dial switching as follows:

Bundled Local Switching:

LS1 for originating and terminating Feature Groups A and B; except when FGA or FGB is used to terminate calls to WATS Access Line Service;

LS2 for originating and terminating Features Groups C and D; for FGA and FGB when used to terminate calls to WATS Access Line Service; and for ACIS and 900 Access Service minutes originating from nonequal access offices when the customer elects to combine ACIS and/or 900 traffic with tandem-routed FGD traffic; and for 950-XXXX access minutes originating from equal access offices when combined with FGD traffic; and for 800 NPAS.

(AT)
(AT)

Unbundled Local Switching:

LS1 for originating and terminating BSA-A and BSA-B except when BSA-A or BSA-B is used to terminate calls to WATS Access Line Service.

Issued: March 20, 1995

Effective: April 20, 1995

By HORACE WILKINS, JR., President-Missouri
Southwestern Bell Telephone
St. Louis, Missouri

No supplement to this tariff will be except for the purpose of canceling this tariff.

Access Services Tariff Section 6 6th Revised Sheet 18 Replacing 5th Revised Sheet 18

ACCESS SERVICES

6. SWITCHED ACCESS SERVICE--(Continued)

6.1 General--(Continued)

6.1.2 Rate Categories--(Continued)

B. Local Switching--(Continued)

4. Intercept

CANCELLED

RECEIVED

MAR 13 1993

APR 20 1995 BY 7th R.S. #18 Public Service Commission MISSOURI

MO. PUBLIC SERVICE COMM.

Intercept provides for the termination of a call at a Telephone Company Intercept operator or recording. The operator or recording tells a caller why a call, as dialed, could not be completed, and if possible, provides the correct number.

During the transition period in which Switched Access Services are provided either as Feature Groups or as Basic Serving Arrangements (as set forth in Section 6.1, preceding), Local Switching is available on a bundled or unbundled basis. Bundled Local Switching rates will apply to Switched Access Services provided as Feature Groups. Unbundled Local Switching rates will apply to Switched Access Services provided as Basic Serving Arrangements. When the Feature Groups are abolished at the end of this transitional period, Local Switching will only be provided on an unbundled basis.

The Local Switching rate element (both bundled and unbundled) provides for the use of end office switching equipment. Bundled and unbundled local switching rates are divided into two distinct categories, i.e., LS1 and LS2. These categories provide dial switching as follows:

Bundled Local Switching:

LS1 for originating and terminating Feature Groups A and B; except when FGA or FGB is used to terminate calls to WATS Access Line Service;

LS2 for originating and terminating Features Groups C and D; for FGA and FGB when used to terminate calls to WATS Access Line Service; and for 900 Access Service minutes originating from nonequal access offices when the customer elects to combine 900 traffic with tandem-routed FGD traffic; and for 950-XXXX access minutes originating from equal access offices when combined with FGD traffic; and for 800 NPAS.

(RT)
(RT)
(AT)
(AT)

Unbundled Local Switching:

LS1 for originating and terminating BSA-A and BSA-B except when BSA-A or BSA-B is used to terminate calls to WATS Access Line Service

FILED

MAY 01 1993 MO. PUBLIC SERVICE COMM.

Issued: MAR 22 1993

Effective: MAY - 1 1993

By A. D. ROBERTSON, Assistant Vice President-External Affairs Southwestern Bell Telephone Company St. Louis, Missouri

No supplement to this tariff will be except for the purpose of canceling this tariff.

Access Services Tariff Section 6 5th Revised Sheet 18 Replacing 4th Revised Sheet 18

ACCESS SERVICES

6. SWITCHED ACCESS SERVICE--(Continued)

6.1 General--(Continued)

6.1.2 Rate Categories--(Continued)

B. Local Switching--(Continued)

4. Intercept

CANCELLED MAY 1 1993 BY 6th R.S. #18 Public Service Commission MISSOURI RECEIVED MAR 29 1993 MISSOURI Public Service Commission

Intercept provides for the termination of a call at a Telephone Company Intercept operator or recording. The operator or recording tells a caller why a call, as dialed, could not be completed, and if possible, provides the correct number.

(AT)

During the transition period in which Switched Access Services are provided either as Feature Groups or as Basic Serving Arrangements (as set forth in Section 6.1, preceding), Local Switching is available on a bundled or unbundled basis. Bundled Local Switching rates will apply to Switched Access Services provided as Feature Groups. Unbundled Local Switching rates will apply to Switched Access Services provided as Basic Serving Arrangements. When the Feature Groups are abolished at the end of this transitional period, Local Switching will only be provided on an unbundled basis.

(AT)

(AT)

The Local Switching rate element (both bundled and unbundled) provides for the use of end office switching equipment. Bundled and unbundled local switching rates are divided into two distinct categories, i.e., LS1 and LS2. These categories provide dial switching as follows:

(AT)

(AT)

Bundled Local Switching:

LS1 for originating and terminating Feature Groups A and B; except when FGA or FGB is used to terminate calls to WATS Access Line Service;

(AT)

LS2 for originating and terminating Features Groups C and D; for FGA and FGB when used to terminate calls to WATS Access Line Service; and for 800 and/or 900 Access Service minutes originating from nonequal access offices when the customer elects to combine 800 and/or 900 traffic with tandem-routed FGD traffic; and for 950-XXXX access minutes originating from equal access end offices when combined with FGD traffic.

(AT)

(AT)

Unbundled Local Switching:

LS1 for originating and terminating BSA-A and BSA-B except when BSA-A or BSA-B is used to terminate calls to WATS Access Line Service.

(AT)

Issued:

MAR 26 1993

Effective:

By R. D. BARRON, President-Missouri Division Southwestern Bell Telephone Company St. Louis, Missouri

FILED APR 1 1993

APR 11 1993 92-304

MO. PUBLIC SERVICE COMM.

No supplement to this tariff will be except for the purpose of canceling this tariff.

Access Services Tariff
Section 6
4th Revised Sheet 18
Replacing 3rd Revised Sheet 18

ACCESS SERVICES

6. SWITCHED ACCESS SERVICE--(Continued)

6.1 General--(Continued)

6.1.2 Rate Categories--(Continued)

B. Local Switching--(Continued)

4. Intercept

Intercept provides for the termination of a call at a Telephone Company Intercept operator or recording. The operator or recording tells a caller why a call, as dialed, could not be completed, and if possible, provides the correct number.

The Local Switching rate element provides for the use of end office switching equipment. It is divided into two distinct categories, i.e., LS1 and LS2. These categories provide dial switching as follows:

LS1 for originating and terminating Feature Groups A and B; except when FGA or FGB is used to terminate calls to WATS Access Line Service;

(AT)
(AT)

LS2 for originating and terminating Features Groups C and D; for FGA and FGB when used to terminate calls to WATS Access Line Service; and for 800 and/or 900 Access Service minutes originating from nonequal access offices when the customer elects to combine 800 and/or 900 traffic with tandem-routed PGD traffic;

Rates for LS1 and LS2 are set forth in 6.8.2, A., following.

CANCELLED

APR 11 1993
BY 5th R.S. #18
Public Service Commission
MISSOURI

Issued: DEC 29 1989

Effective: JAN 29 1990

FILED

JAN 29 1990

By R. D. BARRON, President-Missouri Division
Southwestern Bell Telephone Company
St. Louis, Missouri

Public Service Commission

No supplement to this tariff will be except for the purpose of canceling this tariff.

Access Services Tariff
Section 6
3rd Revised Sheet 18
Replacing 2nd Revised Sheet 18

ACCESS SERVICES

6. SWITCHED ACCESS SERVICE-(Continued)

RECEIVED

6.1 General-(Continued)

SEP 25 1989

6.1.2 Rate Categories-(Continued)

MISSOURI
Public Service Commission

(CP) B. Local Switching-(Continued)

4. Intercept

Intercept provides for the termination of a call at a Telephone Company Intercept operator or recording. The operator or recording tells a caller why a call, as dialed, could not be completed, and if possible, provides the correct number.

The Local Switching rate element provides for the use of end office switching equipment. It is divided into two distinct categories, i.e., LS1 and LS2. These categories provide dial switching as follows:

LS1 for originating and terminating Feature Groups A and B; except when FGA or FGB is used to terminate calls to WATS Access Line Service;

LS2 for originating and terminating Features Groups C and D; for FGA and FGB when used to terminate calls to WATS

Access Line Service; and for 800 Access Service minutes originating from nonequal access offices when the customer elects to combine 800 traffic with tandem-routed FGD traffic;

(CP) Rates for LS1 and LS2 are set forth in 6.8.2, A., following.

CANCELLED
JAN 29 1990
BY *[Signature]* R.S.#18
Public Service Commission
MISSOURI

FILED

OCT 1 1989
89 - 14

Public Service Commission

Issued: SEP 25 1989

Effective: OCT 1 1989

By R. D. BARRON, President-Missouri Division
Southwestern Bell Telephone Company
St. Louis, Missouri

No supplement to this tariff will be issued except for the purpose of canceling this tariff.

Access Services Tariff
Section 6
2nd Revised Sheet 18
Replacing 1st Revised Sheet 18

ACCESS SERVICES

RECEIVED

6. SWITCHED ACCESS SERVICE-(Continued)

OCT 13 1987

6.1 General-(Continued)

6.1.2 Rate Categories-(Continued)

MISSOURI
Public Service Commission

B. End Office-(Continued)

1. Local Switching-(Continued)

a. Common Switching

The Common Switching provides the local end office switching functions associated with the various access (i.e., Feature Group) switching arrangements. The Common Switching arrangements are described in Paragraph 6.2, following.

Included as part of the Common Switching are various optional features which the IC can order to meet its specific communications requirements. These optional features are described in Paragraph 6.3.1, following.

b. Transport Termination

The Transport Termination provides for the line or trunk side arrangements which terminate the Local Transport facilities. Included as part of Transport Termination are various nonchargeable optional termination arrangements. These optional terminating arrangements are described in Paragraph 6.3.2, following.

The number of Transport Terminations provided will be determined by the Telephone Company as set forth in Paragraph 6.5.6, following.

2. Line Termination

The Line Termination rate element provides the terminations for the end user lines terminating in the local end office. There are two types of Line Terminations, i.e., Common Line Terminations and WATS Access Line Service Terminations.

(RT)
(RT)

CANCELLED

OCT 1 1989
BY 3-28 L.S.#18

Public Service Commission
MISSOURI

FILED

OCT 16 1987
70-87-42
Public Service Commission

Issued: OCT 14 1987

Effective: OCT 16 1987

By R. D. BARRON, President-Missouri Division
Southwestern Bell Telephone Company
St. Louis, Missouri

No supplement to this tariff will be issued except for the purpose of canceling this tariff.

Access Services Tariff
Section 6
1st Revised Sheet 18
Replacing Original Sheet 18

(CP)ACCESS SERVICES

6. SWITCHED ACCESS SERVICE-(Continued)

6.1 General-(Continued)

6.1.2 Rate Categories-(Continued)

B. End Office-(Continued)

1. Local Switching-(Continued)

a. Common Switching

The Common Switching provides the local end office switching functions associated with the various access (i.e. Feature Group) switching arrangements. The Common Switching arrangements are described in Paragraph 6.2, following.

Included as part of the Common Switching are various optional features which the IC can order to meet its specific communications requirements. These optional features are described in Paragraph 6.3.1, following.

b. Transport Termination

The Transport Termination provides for the line or trunk side arrangements which terminate the Local Transport facilities. Included as part of Transport Termination are various nonchargeable optional termination arrangements. These optional terminating arrangements are described in Paragraph 6.3.2, following.

The number of Transport Terminations provided will be determined by the Telephone Company as set forth in Paragraph 6.5.6, following.

2. Line Termination

The Line Termination rate element provides the terminations for the end user lines terminating in the local end office. There are two types of Line Terminations, i.e., Common Line Terminations and WATS Access Line Service Terminations. The WATS Access Line Service Terminations are differentiated by line vs. trunk side terminations.

RECEIVED
JUN 27 1986
MISSOURI
Public Service Commission
CANCELLED

OCT 16 1987
BY 2nd RS #18
Public Service Commission
MISSOURI

FILED
JUL 1 1986
86-84
Public Service Commission

Issued: JUN 27 1986

Effective: JUL 1 1986

By R. D. BARRON, President-Missouri Division
Southwestern Bell Telephone Company
St. Louis, Missouri

No supplement to this tariff will be issued except for the purpose of canceling this tariff.

Access Services Tariff
Section 6
Original Sheet 18

ACCESS SERVICES

6. SWITCHED ACCESS SERVICE-(Continued)

6.1 General-(Continued)

6.1.3 Rate Categories-(Continued)

C. End Office-(Continued)

1. Local Switching-(Continued)

a. Common Switching

The Common Switching provides the local end office switching functions associated with the various access (i.e., Feature Group) switching arrangements. The Common Switching arrangements provided for the various Feature Group arrangements are described in Paragraph 6.2, following.

Included as part of the Common Switching are various nonchargeable optional features which the IC can order to meet its specific communications requirements. These optional features are described in Paragraph 6.3.1, following.

b. Transport Termination

The Transport Termination provides for the line or trunk side arrangements which terminate the Local Transport facilities. Included as part of Transport Termination are various nonchargeable optional termination arrangements. These optional terminating arrangements are described in Paragraph 6.3.2, following.

The number of Transport Terminations provided will be determined by the Telephone Company as set forth in Paragraph 6.5.6, following.

2. Line Termination

The Line Termination rate element provides the terminations for the end user lines terminating in the local end office. There are two types of Line Terminations, i.e., General Line Terminations and Dedicated Access Line Service Terminations. The Dedicated Access Line Service Terminations are differentiated by line vs. trunk side terminations.

BY J.R.S. #18
PUBLIC SERVICE COMMISSION
OF MISSOURI

RECEIVED
DEC 29 1983
MISSOURI
Public Service Commission

Issued: DEC 29 1983

Effective: JAN 01 1984

By R. D. BARRON, Vice President-Missouri
Southwestern Bell Telephone Company
St. Louis, Missouri

JAN - 1 1984
83 - 253
Public Service Commission

No Supplement to this tariff will be issued except for the purpose of canceling this tariff.

Access Services Tariff
Section 6
6th Revised Sheet 19
Replacing 5th Revised Sheet 19

ACCESS SERVICES

6. SWITCHED ACCESS SERVICE-(Continued)

6.1 General-(Continued)

6.1.2 Rate Categories – (Continued)

B. Local Switching

4. Intercept-(Continued)

(AT) LS2 for originating and terminating BSA-C and BSA-D, for BSA-A and BSA-B used to terminate calls to WATS Access Line Service, for ACIS and 900 Access Service minutes originating from non-equal access end offices when the customer elects to combine ACIS and/or 900 traffic with tandem routed BSA-D traffic, for 950-XXXX access minutes originating from equal access end offices and combined with BSA-D traffic and for 800 NPAS.

Rates for LS1 and LS2 (both bundled and unbundled) are set forth in 6.11.2, A., following. The application of these rates to individual Feature Groups and BSAs is set forth in Paragraph 6.10.1, following.

C. DNAL Termination

DNAL Termination applies only to the DNAL BSA and provides for the communications path between a customer's designated premises and the Telephone Company switch where the DNAL terminates. Included as part of the DNAL Termination is a standard channel interface arrangement which defines the technical characteristics associated with the type of facilities to which the switched access service is to be connected at the point of termination. One DNAL Termination charge applies per each point of termination.

1. Channel Interfaces

There is one type of channel interface available for terminating the DNAL. This channel interface identifies the direct current or low frequency control signals at the interface and is described below:

- Channel Interface DC-3

Provides DC Continuity or low frequency control signals at the point of termination.

2. Available Interface Combinations

The allowable network channel interface combinations for the DNAL BSA are set forth in Technical Reference TR-NPL-000336.

Issued: March 20, 1995 Effective: April 20, 1995

By HORACE WILKINS, JR., President-Missouri
Southwestern Bell Telephone
St. Louis, Missouri

No supplement to this tariff will be issued except for the purpose of canceling this tariff.

Access Services Tariff
Section 6
5th Revised Sheet 19
Replacing 4th Revised Sheet 19

ACCESS SERVICES

RECEIVED

6. SWITCHED ACCESS SERVICE-(Continued)

CANCELLED

MAR 13 1993

6.1 General-(Continued)

6.1.2 Rate Categories-(Continued)

MO. PUBLIC SERVICE COMM

B. Local Switching-(Continued)

APR 20 1995
BY 6th R.S. #19
Public Service Commission
MISSOURI

4. Intercept-(Continued)

(RT)

LS2 for originating and terminating BSA-C and BSA-D, for BSA-A and BSA-B used to terminate calls to WATS Access Line Service, for 900 Access Service minutes originating from non-equal access end offices when the customer elects to combine 900 traffic with tandem routed BSA-D traffic, for 950-XXXX access minutes originating from equal access end offices and combined with BSA-D traffic and for 800 NPAS.

(RT)

(RT)

(AT)

Rates for LS1 and LS2 (both bundled and unbundled) are set forth in 6.11.2, A., following. The application of these rates to individual Feature Groups and BSAs is set forth in Paragraph 6.10.1, following.

C. DNAL Termination

DNAL Termination applies only to the DNAL BSA and provides for the communications path between a customer's designated premises and the Telephone Company switch where the DNAL terminates. Included as part of the DNAL Termination is a standard channel interface arrangement which defines the technical characteristics associated with the type of facilities to which the switched access service is to be connected at the point of termination. One DNAL Termination charge applies per each point of termination.

1. Channel Interfaces

There is one type of channel interface available for terminating the DNAL. This channel interface identifies the direct current or low frequency control signals at the interface and is described below:

- Channel Interface DC-3

Provides DC Continuity or low frequency control signals at the point of termination.

2. Available Interface Combinations

The allowable network channel interface combinations for the DNAL BSA are set forth in Technical Reference TR-NPL-000336.

MAY 01 1993

Issued: MAR 22 1993

Effective:

MAY - 1 1993

MO. PUBLIC SERVICE COMM.

By A. D. ROBERTSON, Assistant Vice President-External Affairs
Southwestern Bell Telephone Company
St. Louis, Missouri

No supplement to this tariff will be issued except for the purpose of canceling this tariff.

Access Services Tariff
Section 6
4th Revised Sheet 19
Replacing 3rd Revised Sheet 19

ACCESS SERVICES

RECEIVED

6. SWITCHED ACCESS SERVICE-(Continued)

MAR 29 1993

6.1 General-(Continued)

6.1.2 Rate Categories-(Continued)

B. Local Switching-(Continued)

4. Intercept-(Continued)

CANCELLED
MAY 1 1993
BY 5th R.S. #19
Public Service Commission
MISSOURI
MISSOURI
Public Service Commission

(AT)

LS2 for originating and terminating BSA-C and BSA-D, for BSA-A and BSA-B used to terminate calls to WATS Access Line Service, for 800 and 900 Access Service minutes originating from non-equal access end offices when the customer elects to combine 800 or 900 traffic with tandem routed BSA-D traffic and for 950-XXXX access minutes originating from equal access end offices and combined with BSA-D traffic.

(AT)

(AT)

Rates for LS1 and LS2 (both bundled and unbundled) are set forth in 6.11.2, A., following. The application of these rates to individual Feature Groups and BSAs is set forth in Paragraph 6.10.1, following.

(AT)

(AT)

C. DNAL Termination

DNAL Termination applies only to the DNAL BSA and provides for the communications path between a customer's designated premises and the Telephone Company end office switch where the DNAL terminates. Included as part of the DNAL Termination is a standard channel interface arrangement which defines the technical characteristics associated with the type of facilities to which the switched access service is to be connected at the point of termination. One DNAL Termination charge applies per each point of termination.

1. Channel Interfaces

There is one type of channel interface available for terminating the DNAL. This channel interface identifies the direct current or low frequency control signals at the interface and is described below:

- Channel Interface DC-3

Provides DC Continuity or low frequency control signals at the point of termination.

2. Available Interface Combinations

The allowable network channel interface combinations for the DNAL BSA are set forth in Technical Reference TR-NPL-000336.

(AT)

Issued:

MAR 26 1993

Effective:

FILED
APR 11 1993

By R. D. BARRON, President-Missouri Division
Southwestern Bell Telephone Company
St. Louis, Missouri

APR 11 1993

92-304

MO. PUBLIC SERVICE COMM.

No supplement to this tariff will be issued except for the purpose of canceling this tariff.

Access Services Tariff
Section 6
3rd Revised Sheet 19
Replacing 2nd Revised Sheet 19

ACCESS SERVICES

6. SWITCHED ACCESS SERVICE--(Continued)

(MT) 6.1 General--(Continued)

RECEIVED

SEP 25 1989

MISSOURI
Public Service Commission

CANCELLED

APR 11 1993

BY 4th R.S. # 19

Public Service Commission
MISSOURI

FILED

OCT 1 1989

89-14

Public Service Commission

Issued: SEP 25 1989

Effective: OCT 1 1989

By R. D. BARRON, President-Missouri Division
Southwestern Bell Telephone Company
St. Louis, Missouri

No supplement to this tariff will be issued except for the purpose of canceling this tariff.

Access Services Tariff
Section 6
2nd Revised Sheet 19
Replacing 1st Revised Sheet 19

ACCESS SERVICES

RECEIVED

6. SWITCHED ACCESS SERVICE-(Continued)

OCT 13 1987

6.1 General-(Continued)

MISSOURI

6.1.2 Rate Categories-(Continued)

Public Service Commission

B. End Office-(Continued)

2. Line Termination-(Continued)

(RT)
|
(RT)

Line Termination rates are set forth in Paragraph 6.8.2, B., following. The application of these rates are set forth in Paragraph 6.7.1, D., following.

3. Intercept

The Intercept rate element provides for the termination of a call at a Telephone Company Intercept operator or recording. The operator or recording tells a caller why a call, as dialed, could not be completed, and if possible, provides the correct number.

Intercept rates are assessed to an IC based on the total number of access minutes. Intercept rates are set forth in Paragraph 6.8.2, C., following.

The number of end office switching transmission paths provided will be determined as set forth in Paragraph 6.5.5, following.

CANCELLED

OCT 1 1989
BY 3rd R.S.#19
Public Service Commission
MISSOURI

FILED

OCT 16 1987
TO-87-42
Public Service Commission

Issued: OCT 14 1987.

Effective: OCT 16 1987

By R. D. BARRON, President-Missouri Division
Southwestern Bell Telephone Company
St. Louis, Missouri

No supplement to this tariff will be issued except for the purpose of canceling this tariff.

Access Services Tariff
Section 6
1st Revised Sheet 19
Replacing Original Sheet 19

(CP)ACCESS SERVICES

RECEIVED
JUN 27 1986
MISSOURI
Public Service Commission

6. SWITCHED ACCESS SERVICE-(Continued)

6.1 General-(Continued)

6.1.2 Rate Categories-(Continued)

B. End Office-(Continued)

2. Line Termination-(Continued)

In addition, there are various types of originating and terminating line side terminations depending on the type of signaling associated with the WATS Access Line Service.

Line Termination rates are set forth in Paragraph 6.8.2, B., following. The application of these rates are set forth in Paragraph 6.7.1, D., following.

3. Intercept

The Intercept rate element provides for the termination of a call at a Telephone Company Intercept operator or recording. The operator or recording tells a caller why a call, as dialed, could not be completed, and if possible, provides the correct number.

Intercept rates are assessed to an IC based on the total number of access minutes. Intercept rates are set forth in Paragraph 6.8.2, C., following.

The number of end office switching transmission paths provided will be determined as set forth in Paragraph 6.5.5, following.

CANCELLED
OCT 16 1987
BY 201RS #9
Public Service Commission
MISSOURI

FILED
JUL 1 1986
86-84
Public Service Commission

Issued: JUN 27 1986

Effective: JUL 1 1986

By R. D. BARRON, President-Missouri Division
Southwestern Bell Telephone Company
St. Louis, Missouri

No supplement to this tariff will be issued except for the purpose of canceling this tariff.

Access Services Tariff
Section 6

Original Sheet 19
RECEIVED

DEC 29 1983

MISSOURI
Public Service Commission

ACCESS SERVICES

6. SWITCHED ACCESS SERVICE-(Continued)

6.1 General-(Continued)

6.1.3 Rate Categories-(Continued)

C. End Office-(Continued)

2. Line Termination-(Continued)

In addition, there are various types of originating and terminating line side terminations depending on the type of signaling associated with the Dedicated Access Line Service. Line side terminations are available with either dial pulse or dual tone multifrequency address signaling.

Line Termination rates are applied on an access minutes basis, with no difference in rates for the various types of terminations. Line Termination rates are set forth in Paragraph 6.8.3, B., following.

3. Intercept

The Intercept rate element provides for the termination of a call at a Telephone Company Intercept operator or recording. The operator or recording tells a caller why a call, as dialed, could not be completed, and if possible, provides the correct number.

Intercept rates are applied on an access minutes basis and are assessed to an IC based on the total number of access minutes. Intercept rates are set forth in Paragraph 6.8.3, C., following.

The number of end office switching transmission paths provided will be determined by the Telephone Company based on the busy hour minutes of capacity to each end office specified by the IC in its order. The number of transmission paths will be determined as set forth in Paragraph 6.5.5, following.

6.1.4 Special Facilities Routing

An IC may request that the facilities used to provide Switched Access Service be specially routed. The regulations, rates and charges for Special Facilities Routing (i.e., Avoidance, Diversity and Cable-Only) are set forth in Section 11, following.

RECEIVED
JUL 1 1986
BY J.A.R.S.#19
PUBLIC SERVICE COMMISSION
OF MISSOURI

JAN - 1 1984
83 - 253
Public Service Commission

Issued: DEC 29 1983

Effective: JAN 01 1984

By R. D. BARRON, Vice President-Missouri
Southwestern Bell Telephone Company
St. Louis, Missouri