

FILED

APR 21 2010

Missouri Public  
Service Commission

S. T. Ventures LLC

Company Full Certificated Name (Do not abbreviate and include any Commission approved  
AKA/DBA/Fictitious Name, if applicable.)

WATER and/or SEWER ANNUAL REPORT

SMALL COMPANY

TO THE

MISSOURI PUBLIC SERVICE COMMISSION

For the Calendar Year of  
January 1 - December 31, 2009

Please select how the company is certificated with the Commission under the  
Company Name as shown above (check all that apply):

Water Service Provider

Sewer Service Provider

Please choose one of the following filing options:

**Public Submission** (NOT Highly Confidential)

**Non-Public Submission** (Highly Confidential / Filed Under Seal)  
For this filing to be considered Highly Confidential, additional submission of  
materials is required pursuant to Commission rule 4 CSR 240-3.335 and/or 4 CSR  
240-3.640, Section 392.210, RSMo., and/or Section 393.140, RSMo.

1

2 **Company Name:** S. T. Ventures LLC

**Parent Company Name:** \_\_\_\_\_  
(if applicable)

3 **Company Street Address:** \_\_\_\_\_

4 **Company Mailing Address:** 9240 W. 167 St. Stilwell Ks 66068

5 **Company Phone Number:** 913-244-2142 **Company E-mail Address:** gmpv@aol.com

Name, address, phone number and e-mail of person(s) to contact concerning information contained in this report:

6 Gary Verhaeghe \_\_\_\_\_ **Name** \_\_\_\_\_ **Name**

7 9240 W. 167 St. \_\_\_\_\_ **Mailing Address** \_\_\_\_\_ **Mailing Address**

7a \_\_\_\_\_ **Street Address** \_\_\_\_\_ **Street Address**

8 Stilwell Ks 66085 \_\_\_\_\_ **City State Zip** \_\_\_\_\_ **City State Zip**

9 913-244-2142 \_\_\_\_\_ **Telephone Number** \_\_\_\_\_ **Telephone Number**

10 gmpv@aol.com \_\_\_\_\_ **E-mail Address** \_\_\_\_\_ **E-mail Address**

Name, address, phone number and e-mail address of person(s) to contact concerning plant operations:

11 Gary Verhaeghe \_\_\_\_\_ **Name** \_\_\_\_\_ **Name**

12 9240 W. 167 St. \_\_\_\_\_ **Mailing Address** \_\_\_\_\_ **Mailing Address**

12a \_\_\_\_\_ **Street Address** \_\_\_\_\_ **Street Address**

13 Stilwell Ks 66085 \_\_\_\_\_ **City State Zip** \_\_\_\_\_ **City State Zip**

14 913-244-2142 \_\_\_\_\_ **Telephone Number** \_\_\_\_\_ **Telephone Number**

15 gmpv@aol.com \_\_\_\_\_ **E-mail Address** \_\_\_\_\_ **E-mail Address**

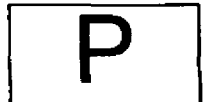
Please provide the total company and gross intrastate operating revenues (i.e. Missouri Jurisdictional) Revenues for the Calendar Year: 2009

<b>Water Revenues</b>		<b>MO Jurisdictional</b>	<b>Total Company</b>
16	Operating Revenues from Tariffed Services		
17	Other Revenues		
18	<b>TOTAL REVENUES</b>		

MO Jurisdictional should match Statement of Revenue (MoPSC Assessment).

<b>Sewer Revenues</b>		<b>MO Jurisdictional</b>	<b>Total Company</b>
19	Operating Revenues from Tariffed Services	\$ 24,796.00	
20	Other Revenues		
21	<b>TOTAL REVENUES</b>	\$ 24,796.00	

MO Jurisdictional should match Statement of Revenue (MoPSC Assessment).



2 Company Name:

S. T. Ventures LLC

**CAPITAL STOCK (COMMON AND DEFERRED)**

Class and Series of Stock (a)	Number of Shares Authorized (b)	Par or Stated Value Per Share (c)	Number of Shares Issued (d)
3 N/A Limited Partnership			
4			
5			
6			
7			

**SECURITY HOLDERS AND VOTING POWERS**

Report below the NAMES and ADDRESS of the ten stockholders who, at the end of the year, had the greatest voting powers in the respondent. AND STATE THE NUMBER OF VOTES each would have had a right to cast on that date. If any such holder held in trust, give the nature of the trust and the beneficial owner. Show also total votes of ALL securities with voting powers.

Names and Addresses (a)	Number of Votes (b)
8 Gary Verhaeghe 9240 W. 167 St. Stilwell, Ks. 66085	1
9	
10	
11	
12	
13	
14	
15	

16 Total Number of Votes Held by Above

1

17 Total Number of Votes of all Securities with Voting Powers

1

Identify the principal or general officers of the company at the end of the year. Please include an additional sheet, if enough space is not provided on this page, to completely provide the requested information.


	Title of General Officer	Name of Person Holding Office
18	Manager	Gary Verhaeghe
19		
20		
21		
22		
23		

Please check all of the following for which the company has filed / is current:

- 27  Secretary of State Requirements  Federal Tax Return
- 28  Department of Natural Resources Permits  State Tax Return

Please list your most recent rate increase request Case No. and effective date.

29 Case No.: N/A Effective Date: N/A



1

For the calendar year of January 1 - December 31, 2009

2 Company Name:

S. T. Ventures LLC

Describe MAJOR transactions occurring during the year which will have a major effect on operations, such as rate changes, replacement of equipment and other abnormal cash expenditures of \$250 or more.

3 N/A

4

5

6

7

8

9

10

11

12

13

14

15

16

17

18

19

20

21

22

23

24


25

27

28

29

30



1

For the calendar year of January 1 - December 31, 2009

2 Company Name:


S. T. Ventures LLC

**BALANCE SHEET**  
**WATER AND SEWER OPERATIONS**  
**ASSETS**

Account Description (a)	Amount (b)
3 Water Plant In Service (From Pg. W-5)	
4 LESS: Water Depreciation Reserve (From Pg. W-6)	
5 Net Water Plant in Service (i.e., Water Plant In Service MINUS Water Depreciation Reserve)	.
6 Water Materials and Supplies (From Pg. 11)	
7 Water Construction Work in Progress	
8 Water Plant Held for Future Use *	
9 Water Plant Acquisition Adjustment	
10 Sewer Plant in Service (From Pg. S-4)	\$122,424.00
11 LESS: Sewer Depreciation Reserve (From Pg. S-5)	\$5,215.00
12 Net Sewer Plant in Service (i.e., Sewer Plant in Service MINUS Sewer Depreciation Reserve)	\$117,209.00
13 Sewer Materials and Supplies (From Pg. 11)	
14 Sewer Construction Work in Progress	
16 Sewer Plant Held for Future Use *	
16 Sewer Plant Acquisition Adjustment	
17 Other Plant *	
18 Cash	\$10,100.00
19 Other Assets (Accounts Receivable, etc.) *	
20 <b>Total Assets**</b>	<b>\$127,309.00</b>

\* Please attach a detailed explanation for these items.

\*\* Total Assets should balance with Total Equity and Liabilities on Page 5 (see instructions).  
Difference between Equity & Liabilities and Assets (from Pg 5)



2 Company Name: \_\_\_\_\_


S. T. Ventures LLC

**BALANCE SHEET**  
**WATER AND SEWER OPERATIONS**  
**EQUITY AND LIABILITIES**

Account Description (a)	Amount (b)
3 Capital Stock	\$ 2,009.00
4 Retained Earnings	
5 Long-Term Debt to Affiliates (owners, other owner controlled companies, etc.)	\$ 100,800.00
6 Short-Term Debt to Affiliates (owners, other owner controlled companies, etc.)	\$ 24,500.00
7 Long-Term Debt (banks, etc.)	
8 Short-Term Debt (banks, etc.)	
9 Water Customer Deposits	
10 Water Advances for Construction	
11 Water CIAC (From Pg. 9)	
12 LESS: Water Amortization of CIAC (From Pg. 9)	
13 Net Water CIAC (i.e., Water CIAC MINUS Water Amortization of CIAC)	
14 Sewer Customer Deposits	
15 Sewer Advances for Construction	
16 Sewer CIAC (From Pg. 9)	
17 LESS: Sewer Amortization of CIAC (From Pg. 9)	
18 Net Sewer CIAC (i.e., Sewer CIAC MINUS Sewer Amortization of CIAC)	
19 Deferred Taxes - ITC	
20 Deferred Taxes - Other *	
21 Other Liabilities (Accounts Payable, etc.) *	
22 <b>Total Equity and Liabilities**</b>	<b>\$ 127,309.00</b>

\* Please attach a detailed explanation for these items.

\*\* Total Equity and Liabilities should balance with Total Assets on Page 4 (see instructions).  
Difference between Equity & Liabilities and Assets (from Pg 4)



2 Company Name: S. T. Ventures LLC

**SCHEDULE OF UNCOLLECTIBLE ACCOUNTS**

Account No. (a)	Describe customer account and methods used to attempt collection. Also, state why account is deemed uncollectible (bankruptcy, etc.) (b)	Amount Written Off	
		Water Utility (c)	Sewer Utility (d)
3	None—believe all to be collectible		
4			
5			
6			
7			
8			
9			
10			
11			
12			
13			
14			
15			
16			
17			
18			
19			
20			
21			
22			
23			
24			
25			
26			
27			
28			
29			
30			
31	<b>Total</b>	(Total to Pg. W-1)	(Total to Pg. S-1)



**PAYROLL INFORMATION**

INSTRUCTIONS: Please provide names, titles and salaries for all officers and employees. Show total compensation paid to each during the year. Include all amounts including bonuses and other allowances. Enter "0" or none where applicable. Provide explanations where necessary. Use additional sheets if necessary.

	Name and Title (a)	Payroll Charged To:			
		Total Utility Compensation (b)	Water Expense (c)	Sewer Expense (d)	Capitalized Payroll (e)
3	No Employees				
4					
5					
6					
7					
8					
9					
10					
11					
12					
13					
14					
15					
16					
17					
18					
19		Total			
				(Total to Page W-1)	(Total to Page S-1)

1  
2 Company Name S. T. Ventures LLC

For the calendar year of January 1 - December 31 2009



**PAYMENTS FOR SERVICES RENDERED BY OTHER THAN EMPLOYEES**

INSTRUCTIONS: Report below all information concerning legal, management, construction, engineering, research, financial, valuation, legal, accounting, purchasing, advertising, public relations, or other similar professional services rendered to the respondent under written or verbal arrangements, for which total payments during the year to a corporation, partnership, individual (other than for services as an employee) or organization of any kind whatsoever. Use additional sheets if necessary.

	Name of Recipient and Description of Service (a)	Amount of Payments:			
		Water		Sewer	
		Expensed (b)	Capitalized (c)	Expensed (d)	Capitalized (e)
3	Operational Manager -Michael Ray			\$ 4,800.00	
4	Leslie Transactions-Invoicing and Billing			\$ 2,204.00	
5	SASI--Testing Fee			\$ 1,100.00	
6					
7					
8					
9					
10					
11					
12					
13					
14					
15					
16					
17					
18					
19	Total			\$ 8,104.00	
		(Total to Page W-1)		(Total to Page S-1)	



1

2 Company Name: S. T. Ventures LLC


**CONTRIBUTIONS IN AID OF CONSTRUCTION**

INSTRUCTIONS: This account shall include donations or contributions in cash, services, or property for construction purposes. The records s account shall be so kept that the utility can furnish information as to the purpose of each donation, the conditions, if any, upon which it was mac and the amount applicable to each utility department. The credits (deductions) to this account shall not be transferred to any other account wit Commission.

	Water (b)	Sewer (c)
(a)		
3 Balance at Beginning of Year		
4 PLUS: Additions During the Year (Please provide a detailed explanation.)		
5 N/A		
6		
7		
8		
9		
10 Total Additions		
11 LESS: Deductions During the Year (Please provide a detailed explanation.)		
12		
13		
14 Retire and cap off service connection, but no connection fee money returned = no entry here		
15		
16 Total Deductions		
17 Balance at End of Year		
	(Total to Pg. 5)	(Total to Pg. 5)

**AMORTIZATION OF CONTRIBUTIONS IN AID OF CONSTRUCTION**  
(Please identify as Account Number 271A)

	Water (b)	Sewer (c)
(a)		
18 Balance at First of Year (Total of Amortization <u>not</u> Total of CIAC line 3)		
19 Total Contributions in Aid at End of Year (see above)		
20 Total Plant in Service at End of Year (From Page W-5 or S-4)		
21 Percentage Contributions to Plant		
22 Total Depreciation Expense (From Page W-6 or S-5)		
23 Total Amortization of Contributions		
24 Balance at End of Year		
	(Total to Pg. 5)	(Total to Pg. 5)



**INTEREST EXPENSE, NOTES PAYABLE, BONDS, BANK LOANS AND OTHER DEBTS**

INSTRUCTIONS: Please report information for each separate item of debt. Show principal amount to which each interest rate applies. Include all items on which interest was paid during the year. Use additional sheets if necessary.

2 Company, T. Ventures LLC

For the calendar year of January 1 - December 31, 2009

	Description of Obligation (Include Name and Address of Each Lender) (a)	Origination Date (b)	Frequency of Payments (Semi-Monthly, Monthly, Quarterly, Annually, etc.) (c)	Date of Maturity (d)	Loan Amount (e)	Interest Rate (f)	Is Interest Rate Fixed or Variable? (g)	Paid (h)	Interest Charged To:	
									Water Utility (i)	Sewer Utility (j)
3	Dakota Ventures Inc.	01/01/09		01/01/13	\$24,500.00	5	fixed			\$1,225.00
4	US Bank	010109		010111	\$100,800.00	5	variable			\$5,040.00
5										
6										
7										
8										
9										
10										
11										
12										
13										
14										
15										
16										
17										
18	Total									\$ 6,265.00
									(Total to Pg W-1)	(Total to Pg S-1)

19. If the answer to column (g) is variable, please explain the method used for the interest rate calculation below with corresponding line number from above.

---



---



---



2 Company Name:

S. T. Ventures LLC

**SCHEDULE OF MATERIALS AND SUPPLIES AVAILABLE AT THE END OF THE YEAR**

	Description of Items (Pipe, Meters, Fittings, Valves, Gas, etc.) (a)	Water		Sewer	
		Quantity (b)	Amount (c)	Quantity (d)	Amount (e)
3	N/A				
4					
5					
6					
7					
8					
9					
10					
11					
12					
13					
14					
15					
16					
17					
18					
19					
20					
21					
22					
23					
24					
25	Total				
			(Total to Pg. 4)		(Total to Pg. 4)



2 Company Name: S. T. Ventures LLC

**WATER OPERATING REVENUES, EXPENSES AND STATISTICS**

(a)	Amount (b)
3 Total Operating Revenues (From Page W-2)	
<i>Operating Expenses</i>	
4 Salaries & Wages (From Page 7)	
5 Employee Pensions and Benefits	
6 Purchased Water	
7 Plant Operations Expenses (From Page W-3)	
8 Billing Expenses	
9 Supplies and Expenses	
10 Transportation Expenses	
11 Rent Expense *	
12 Insurance Expense	
13 Outside Services Employed (i.e., Legal, Accounting, etc.) (From Page 8)	
14 Regulatory Commission Expenses	
15 Uncollectible Expenses (From Page 6)	
16 Depreciation Expense (From Page W-6)	
17 Amortization of Contributions in Aid of Construction (Page 9)	
18 Amortization Expense	
19 Tax Expenses (From Page W-3)	
20 Interest Expense (From Page 10)	
21 Other Expenses *	
22 Total Operating Expenses	
23 Net Income (Loss)	

\* Please attach a detailed explanation for these items.



2 Company Name: S. T. Ventures LLC

**WATER OPERATING REVENUES, EXPENSES AND STATISTICS (Continued)**  
 (Please indicate if metered amounts are in cubic feet measurements.)

(a)	No. of Customers		Gallons Sold 000's Omitted (d)	Revenue Amount (e)
	Beginning of Year (b)	End of Year (c)		
<u>Unmetered Sales of Water</u>				
3 Residential - Single Family			XXXX	
4 Residential - Apartments			XXXX	
5 Residential - Mobile Homes			XXXX	
6 Commercial			XXXX	
7 Other Sales to Public Authorities			XXXX	
8 Other *			XXXX	
9 Total Unmetered Sales				
<u>Metered Sales of Water</u>				
10 5/8" Meter				
11 3/4" Meter				
12 1" Meter				
13 1 1/2" Meter				
14 2" Meter				
15 Other *				
16 Total Metered Sales				
<u>Other Operating Revenues</u>				
17 Late Payment Fees				
18 Inspection Fees				
19 Reconnect Fees				
20 Rent Income				
21 Income from Merchandising, Jobbing & Contract Work *				
22 Other Revenue *				
23 Total Other Operating Revenues				
24 <b>Total Operating Revenues</b>				
				(Total to Pg. W-1)

\* Please attach a detailed explanation for these items.




2 Company Name: S. T. Ventures LLC

**WATER OPERATING REVENUES, EXPENSES AND STATISTICS (Continued)**

(a)	Amount (b)
<u>Plant Operations Expenses</u>	
3 Repairs of Water Plant - Pump Repair	
4 Repairs of Water Plant - Well Repair	
5 Repairs of Water Plant - Water Line Repair	
6 Repairs of Water Plant - Equipment Repair	
7 Repairs of Water Plant - Other *	
8 Fuel or Power Purchases for Pumping (i.e., Electric Bills, etc.)	
9 Chemicals	
10 Water Testing Expenses	
11 Total Plant Operations Expenses	
	(Total to Page W-1)
<u>Tax Expenses</u>	
12 Tax Expense - Property Taxes	
13 Tax Expense - Payroll Taxes	
14 Tax Expense - Franchise Taxes	
15 Tax Expense - Other Taxes *	
16 Tax Expense - Federal Income Taxes	
17 Tax Expense - State Income Taxes	
18 Tax Expense - Investment Tax Credits	
19 Total Tax Expenses	
	(Total to Page W-1)

\* Please attach a detailed explanation for these items.



**PUMPING AND PURCHASED WATER STATISTICS**

(Omit 000's in reporting number of gallons or cubic feet of water. Use additional sheets if necessary.)

4 5 6 7	Gallons Pumped Into System	Source of Supply (Please describe source below.)				Total of all Methods (a+b+c+d=e) (e)
		(a)	(b)	(c)	(d)	
(Please indicate whether measurement is gallons or cubic feet.)						
8	January					
9	February					
10	March					
11	April					
12	May					
13	June					
14	July					
15	August					
16	September					
17	October					
18	November					
19	December					
20	Total for Year					

21 Maximum Quantity Supplied to the System in Any One Day:  Minimum:

22 Range of Pressure in the Mains as Measured at the Highest Point on System:

If Water is Sold to Other Utilities for Resale, List Names, Addresses, Phone Numbers and Quantities Below:

	Name of Reseller	Address	Phone Number	Quantity
23				
24				
25				
26				

2 Company N S. T. Ventures LLC

For the calendar year of January 1 - December 31, 2009



2 Company Name: S. T. Ventures LLC


**WATER UTILITY PLANT IN SERVICE**

Account Description (a)	Acct. No. (b)	Balance at Beginning of Year (c)	Additions During the Year (d)	Retirements During the Year (e)	Balance at End of Year (c+d-e) (f)
<u>Intangible Plant</u>					
3 Organization	301				
4 Franchise and Consents	302				
5 Miscellaneous Intangible Plant	303				
<u>Source of Supply Plant</u>					
6 Land and Land Rights	310				
7 Structures and Improvements	311				
8 Collecting and Impounding Reservoirs	312				
9 Lake, River, and Other Intakes	313				
10 Wells and Springs	314				
11 Infiltration Galleries and Tunnels	315				
12 Supply Mains	316				
13 Other Water Source Plant *	317				
<u>Pumping Plant</u>					
14 Land and Land Rights	320				
15 Structures and Improvements	321				
16 Boiler Plant Equipment	322				
17 Other Power Production Equipment *	323				
18 Submersible Electric Pumping	325.1				
19 High Service or Booster Pumps	325.2				
20 Diesel Pumping Equipment	326				
21 Hydraulic Pumping Equipment	327				
22 Other Pumping Equipment *	328				
<u>Water Treatment Plant</u>					
23 Land and Land Rights	330				
24 Structures and Improvements	331				
25 Water Treatment Equipment	332				
<u>Transmission and Distribution Plant</u>					
26 Land and Land Rights	340				
27 Structures and Improvements	341				
28 Distribution Reservoirs and Standpipes	342				
29 Transmission and Distribution Mains	343				
30 Fire Mains	344				
31 Services	345				
32 Meters	346				
33 Meter Installations	347				
34 Hydrants	348				
35 Other Transmission and Distribution Plant	349				
<u>General Plant</u>					
Note: USOA CLASS B and C are the same		B & C	D		
36 Land and Land Rights	389	370			
37 Structures and Improvements	390	371			
38 Office Furniture and Equipment	391	372			
39 Office Computer and Electronic Equipment	391.1	372.1			
40 Transportation Equipment	392	373			
41 Other General Equipment	none	379			
42 Stores Equipment	393	none			
43 Tools, Shop and Garage Equipment	394	none			
44 Laboratory Equipment	395	none			
45 Power-operated Equipment	396	none			
46 Communication Equipment	397	none			
47 Miscellaneous Equipment	398	none			
48 Other Tangible Property *	399	none			
49 Total Water Utility Plant In Service					

(Total to Pages 4 and 9)

\* Please attach a detailed explanation for these items.

NOTE: All entries should be supported by records that identify the property being added or retired, its location, and its original cost in as much detail as reasonably possible. If adjustments are included in Columns "d" and/or "e", use additional sheets.



Company Name: S. T. Ventures LLC

**DEPRECIATION RESERVE - WATER UTILITY PLANT**

Acct. No. (b)	Annual Depreciation Rate % (g)***	Annual Depreciation Expense (f)(g) (h)	Reserve Balance at Beginning of Year (i)	Retirement of Property			Other Charges (m)**	Reserve Balance at END of Year (h+i-j-k+l+m) (n)
				Book Cost of Plant Retired (j)	Cost of Removal (k)*	Salvage Credit (l)*		
Class B, C or D								
3	301							
4	302							
5	303							
6	310							
7	311							
8	312							
9	313							
10	314							
11	315							
12	316							
13	317							
14	320							
15	321							
16	322							
17	323							
18	325.1							
19	325.2							
20	328							
21	327							
22	328							
23	330							
24	331							
25	332							
26	340							
27	341							
28	342							
29	343							
30	344							
31	345							
32	346							
33	347							
34	348							
35	349							
	B & C	D						
36	389	370						
37	390	371						
38	391	372						
39	391.1	372.1						
40	392	373						
41	none	379						
42	393	none						
43	394	none						
44	395	none						
45	396	none						
46	397	none						
47	398	none						
48	399	none						
49	Total							

(Total to Pg. 9 & Pg. W-1)

(Total to Pg. 4)

NOTE: Amounts included in Column "j" should be the same as in Column "e" on the preceding page. Also, Annual Depreciation Expense is equal to Column "f" from preceding page multiplied by Column "g" found on this page.

\* All entries included in Columns "k" and "l" should be supported by records that identify the property retired and the cost of removal or salvage is as much detail as reasonably possible.

\*\* Report the details for these entries. Use additional sheets if necessary.

\*\*\* Annual Depreciation Expense must be calculated separately. This total should be calculated based upon actual in-service and retirement date(s) of new equipment and retirements during the period.



**PUMPS**

	Manufacturer and Type (i.e., High Service, Well, Standby, etc.)	Capacity	Date Installed	Date of Last Motor Replacement	Date of Last Pump Replacement
3					
4					
6					
8					
7					
8					
9					
10					
11					
12					

**WELLS**

	Number:	Number:	Number:	Number:
13				
14	Description (i.e., Deep, Artisan, Spring, etc.)			
15	Year Constructed			
16	Type of Construction			
17	Type of Casing			
18	Depth and Diameter of Well			
19	Yield of Well in Gallons per day			
20	Chemicals (i.e., Provide Type, Cost and Quantities of Each):			
21	Type -			
22	Cost -			
23	Quantity -			

1  
2 Company Name: S. T. Ventures LLC

For the calendar year of January 1 - December 31, 2009



**METERS AND METER SETTINGS**

	Customer Class (a)	Meter Size (b)	Total at Beginning of Year (c)	Total No. of Additions (d)	Total No. Removed or Disconnected (e)	Total at End of Year (f)	Total No. Owned by Customers at End of Year (g)
3	Residential:						
4							
5							
6							
7	Other Customers:						
8							
9							
10	Total in Use by Customers	XXXXXX					
11	Not in Use (i.e., Inventory)						XXXXXX
12							XXXXXX
13							XXXXXX
14	Total Meters	XXXXXX					

**STORAGE FACILITIES**

	Type of Storage (i.e., Pneumatic, Ground, Standpipes, Elevated Tanks, etc.) (a)	Construction Material (b)	Last Date Painted if Applicable (Indicate interior or exterior) (c)	Capacity (d)
15				
16				
17				
18				
19				

Company Name: S. I. Ventures LLC

For the calendar year of January 1 - December 31, 2009





1

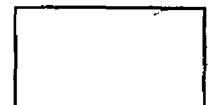
For the calendar year of January 1 - December 31, 2009

2 Company Name: S. T. Ventures LLC

**SEWER OPERATING REVENUES, EXPENSES AND STATISTICS**

(a)	Amount (b)
3 Total Operating Revenues (From Page S-2)	\$ 24,796.00
<i>Operating Expenses</i>	
4 Salaries & Wages (From Page 7)	
5 Employee Pensions and Benefits	
6 Purchased Water	
7 Plant Operations Expenses (From Page S-3)	\$ 7,847.00
8 Billing Expenses	\$ 2,204.00
9 Supplies and Expenses	
10 Transportation Expenses	
11 Rent Expense *	
12 Insurance Expense	
13 Outside Services Employed (i.e., Legal, Accounting, etc.) (From Page 8)	\$ 4,800.00
14 Regulatory Commission Expenses	\$ 5,290.00
15 Uncollectible Expenses (From Page 6)	
16 Depreciation Expense (From Page S-5)	\$ 5,215.00
17 Amortization of Contributions in Aid of Construction (Page 9)	
18 Amortization Expense	
19 Tax Expenses (From Page S-3)	\$ 190.00
20 Interest Expense (From Page 10)	\$ 6,265.00
21 Other Expenses *	
22 Total Operating Expenses	\$ 31,811.00
23 Net Income (Loss)	\$-7,015.00

\* Please attach a detailed explanation for these items.




2 Company Name: S. T. Ventures LLC

**SEWER OPERATING REVENUES, EXPENSES AND STATISTICS (Continued)**  
 (Please indicate if metered amounts are in cubic feet measurements.)

(a)	No. of Customers		Gallons Sold 000's Omitted (d)	Revenue Amount (e)
	Beginning of Year (b)	End of Year (c)		
<u>Flat Rate Sales</u>				
3 Residential - Single Family	82	82	XXXX	\$24,796.00
4 Residential - Apartments			XXXX	
5 Residential - Mobile Homes			XXXX	
6 Commercial			XXXX	
7 Other Sales to Public Authorities			XXXX	
8 Other *			XXXX	
9 Total Unmetered Sales			XXXX	\$24,796.00
<u>Metered Sales of Water</u>				
10 Commercial				
11 Other Sales to Public Authorities				
12 Other *				
13 Total Metered Sales				
<u>Other Operating Revenues</u>				
14 Late Payment Fees				
15 Inspection Fees				
16 Reconnect Fees				
17 Rent Income				
18 Income from Merchandising, Jobbing & Contract Work *				
19 Other Revenue *				
20 Total Other Operating Revenues				
21 Total Operating Revenues				\$24,796.00
				(Total to Pg. S-1)

\* Please attach a detailed explanation for these items.

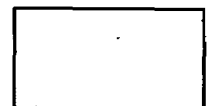


2 Company Name: S. T. Ventures LLC

**SEWER OPERATING REVENUES, EXPENSES AND STATISTICS (Continued)**

(a)	Amount (b)
<u>Plant Operations Expenses</u>	
3 Contracted Maintenance Expenses	
4 Repairs of Sewer Plant - Pump Repair	
5 Repairs of Sewer Plant - Treatment Repair	
6 Repairs of Sewer Plant - Collecting Sewers and Manhole Repair	
7 Repairs of Sewer Plant - Equipment Repair	\$2,207.00
8 Repairs of Sewer Plant - Other *	
9 Utility Bills	\$4,053.00
10 Chemicals	\$487.00
11 Sludge Hauling Expenses	
12 Effluent Testing Expenses	\$1,100.00
13 Total Plant Operations Expenses	\$7,847.00
	(Total to Page S-1)
<u>Tax Expenses</u>	
14 Tax Expense - Property Taxes	\$190.00
15 Tax Expense - Payroll Taxes	
16 Tax Expense - Franchise Taxes	
17 Tax Expense - Other Taxes *	
18 Tax Expense - Federal Income Taxes	
19 Tax Expense - State Income Taxes	
20 Tax Expense - Investment Tax Credits	
21 Total Tax Expenses	\$190.00
	(Total to Page S-1)

\* Please attach a detailed explanation for these items.



1  
2 Company Name: S. T. Ventures LLC

**SEWER UTILITY PLANT IN SERVICE**


	Account Description (a)	Acct. No. (b)		Balance at Beginning of Year (c)	Additions During the Year (d)	Retirements During the year (e)	Balance at End of Year (c+d-e) (f)
		CLASS B	CLASS C&D				
	<i>Intangible Plant</i>						
3	Organization	301	301				
4	Franchise and Consents	302	302				
5	Miscellaneous Intangible Plant	303	303				
	<i>Land and Structures</i>						
6	Land and Land Rights	none	310	\$4,900.00			\$4,900.00
7	Structures and Improvements	none	311	\$55,976.00		\$-1,679.00	\$54,296.00
	<i>Collection Plant</i>						
8	Land and Land Rights	350	none				
9	Structures and Improvements	351	none				
10	Collection Sewer - Force	352.1	352.1				
11	Collection Sewer - Gravity	352.2	352.2				
12	Other Collection Plant Facilities *	353	353				
13	Services to Customers	354	354				
14	Flow Measuring Devices	355	355				
	<i>Pumping Plant</i>						
15	Land and Land Rights	360	none	\$14,883.00		\$-744.00	\$14,139.00
16	Structures and Improvements	361	none				
17	Receiving Wells and Pump Pits	362	362				
18	Pumping Equipment	363	363	\$11,186.00		\$-1,118.00	\$10,068.00
	<i>Treatment and Disposal</i>						
19	Land and Land Rights	370	none				
20	Structures and Improvements	371	none				
21	Oxidation Lagoon	none	372				
22	Treatment and Disposal Equipment	372	373	\$27,922.00		\$-1,296.00	\$26,626.00
23	Sewer Collection (Septic) Tanks	372.1	373.1				
24	Plant Sewer	373	374				
25	Outfall Sewer Lines	374	375				
26	Other Treatment and Disposal Plant Equipment *	375	376	\$7,567.00		\$-378.00	\$7,179.00
	<i>General Plant</i>						
27	Land and Land Rights	389	none				
28	Structures and Improvements	390	none				
29	Office Furniture and Equipment	391	391				
30	Computer and Electronic Office Equipment	391.1	391.1				
31	Transportation Equipment	392	392				
32	Other General Equipment *	none	393				
33	Stores Equipment	393	None				
34	Tools Shop and Garage Equipment	394	None				
35	Laboratory Equipment	395	None				
36	Power Operated Equipment	396	None				
37	Communications Equipment	397	None				
38							
39	<b>Total Sewer Utility Plant In Service</b>			<b>\$122,424.00</b>		<b>\$-5,215.00</b>	<b>\$117,209.00</b>

(Total to Pages 4 and 9)

\* Please attach a detailed explanation for these items.

NOTE: All entries should be supported by records that identify the property being added or retired, its location, and its original cost in as much detail as reasonably possible. If adjustments are included in Columns "d" and/or "e", please explain below. Use additional sheets if necessary.

Explanation:





2 Company Name: S. T. Ventures LLC

**GENERAL INFORMATION**

3 Treatment Facilities - Please describe process.

Recirculating Sand Filtering System

4 Was your treatment plant constructed in place or purchased as a package unit?

Yes  No

5 Were your lift stations constructed in place or purchased as package units?

Yes  No

6 What is the designated capacity of your treatment facilities?

130 Homes

7 What percent of designed capacity is currently being utilized?

60

8 What is the name of the current operator?

Michael Ray

9 Please describe the treatment process for liquid waste.

Chemical Treated--UV System on discharge

10 Please describe the treatment process for waste solids.

Lime Stabilized--surface land applied

11 Where is the point of discharge for liquid waste?

At location of plant

12 What is the ultimate disposal of waste solids and how obtained?

Contract hauled through Boreman Septic Service

13 List any equipment failures occurring during the year. Please state when failure occurred and briefly describe the failure and corrective measures taken.

**COLLECTING SEWERS (measurement in feet)**

	Kind of Pipe (i.e., Cast Iron, VCP, PVC, etc.) (a)	Diameter of Pipe (b)	Total No. at Beginning of Year (c)	Total No. of Additions During the Year (d)	Total No. Removed or Abandoned During the Year (e)	Total No. at End of the Year (f)
14	Force:					
15						
16	Gravity:					
17						
18						

**LIFT STATIONS**

	Pumps: Name, Size, Type	Location	H.P.	GPM	TDH
19					
20					
21					



**VERIFICATION**

The foregoing report must be verified by the oath of the President, Treasurer, General Manager or Receiver of the company. The oath required may be taken before any person authorized to administer an oath (Notary Public) by the laws of the State in which the same is taken.

**OATH**

State Of Kansas }

County Of Johnson }

ss:

Gary Verhaeghe makes oath and says that  
Name of Affiant (Company Official/Representative)

s/he is Manager  
Official Title of the Affiant (Company Official/Representative)

of S T Ventures LLC  
Exact Legal Title or Name of the Respondent (Certificated Company Name)

and is located at 9240 W. 167 St. Stilwell Ks 66085  
Address and Telephone Number of the Affiant (Company Official/Representative)

that s/he has examined the foregoing report; that to the best of his or her knowledge, information, and belief, all statements of fact contained in the said report are true and the said report is a correct statement of the business and affairs of the above-named respondent.

from January 1, 2009, to and including December 31, 2009  
Month/Day Year Month/Day Year

**KATHY L. ROBERTS**  
Notary Public - State of Kansas  
My Appt. Expires 04-21-2013

Gary A. Verhaeghe  
Signature of Affiant (Company Official/Representative)

Subscribed and sworn to before me, a Notary Public, in and for the State and County above named,

this 20 day of April, 2010

My Commission expires 04-21-2013, 2010

Kathy L Roberts  
Signature of Notary Public

Missouri Revised Statutes § 392.210 or §393.140

(See Instructions Pages 9 for more information to complete this page. )