

I. H. Utilities, Inc

Company Full Certificated Name

*Do not abbreviate and include any Commission approved
AKA/DBA/Fictitious Name, if applicable.*

WATER and/or SEWER ANNUAL REPORT

SMALL COMPANY
(Fewer than 8,000 customers)

TO THE

MISSOURI PUBLIC SERVICE COMMISSION

January 1 - December 31, 2013

FILED³

APR 17 2014

Missouri Public
Service Commission

Water Service Provider

Sewer Service Provider

Please choose one of the following filing type options:

Public Submission *(NOT Highly Confidential)*

Non-Public Submission *(Highly Confidential / Filed Under Seal)*
For this filing to be considered Highly Confidential, additional submission of materials is required pursuant to Commission rule 4 CSR 240-3.335 and/or 4 CSR 240-3.640, Section 392.210, RSMo., and/or Section 393.140, RSMo.

Issue Date: 12/12/13

Revised: 2/3/14, 2/26/14, 3/7/14, 3/13/14, 3/26/14

(To be used when filing under seal.)

For the calendar year of January 1 - December 31, 2013

2 **Company Name:** I. H. Utilities, Inc

2a **Parent Company Name:** _____
(if applicable)

3 **Company Street Address:** 2538 Allegheny Cuba, Missouri 65453

4 **Company Mailing Address:** 2538 Allegheny Cuba, Missouri 65453

5 **Company Phone Number:** 573-885-3320 **Company Email Address:** jlstan@centurytel.net

Name, address, phone number and e-mail of person(s) to contact concerning information contained in this report:

6	<u>Lois S. Stanley</u>	_____	_____
	Name	_____	Name
7	<u>2538 Allegheny</u>	_____	_____
	Mailing Address	_____	Mailing Address
7a	<u>2538 Allegheny</u>	_____	_____
	Street Address	_____	Street Address
8	<u>Cuba Mo. 65453</u>	_____	_____
	City State Zip	_____	City State Zip
9	<u>573-885-3320</u>	_____	_____
	Telephone Number	_____	Telephone Number
10	<u>jlstan@centurytel.net</u>	_____	_____
	E-mail Address	_____	E-mail Address

11 Please provide the **Total Company and gross intrastate Operating Revenues** (i.e. Missouri Jurisdictional) for Calendar Year 2013.

(BOTH COLUMNS MUST BE COMPLETED)

Water Revenues

	**	MO Jurisdictional	**	**	Total Company	**
12 Total Operating Revenues (From Pg. W-2, Line 22)	\$	98,087.00			\$ 98,087.00	
13 Total Non-Tariffed Revenues (Pg. W-2, Line 25)	\$	-				
14 TOTAL REVENUES	\$	98,087.00			\$ 98,087.00	

(Total MO Jurisdictional Revenue (Line 14 above) should match Statement of Revenue (MoPSC Assessment).

Sewer Revenues

	**	MO Jurisdictional	**	**	Total Company	**
15 Total Operating Revenues (From Pg. S-2, Line 19)	\$	-				
16 Total Non-Tariffed Revenues (From Pg. S-2, Line 22)	\$	-				
17 TOTAL REVENUES	\$	-			\$ -	

(Total MO Jurisdictional Revenue (Line 17 above) should match Statement of Revenue (MoPSC Assessment).

Indicates a link to or from another worksheet within workbook

Indicates formula cell(s)



(To be used when filing under seal.)

Company Name: I. H. Utilities, Inc

CAPITAL STOCK (COMMON AND PREFERRED)

Class and Series of Stock (a)	Number of Shares Authorized (b)	Par or Stated Value Per Share (c)	Number of Shares Issued (d)
	1,000	\$100.00	713

SECURITY HOLDERS AND VOTING POWERS

Report below the NAMES and ADDRESSES of the 10 stockholders who, at the end of the year, had the greatest voting powers in the respondent, AND STATE THE NUMBER OF VOTES each would have had a right to cast on that date. If any such holder held in trust, give the nature of the trust and the beneficial owner. Show also total votes of ALL securities with voting powers.

Names and Addresses (a)	Number of Votes (b)
James L. Stanley 2538 Allegheny Cuba, Mo. 65453	357
Lois S. Stanley 2538 Allegheny Cuba, Mo. 65453	356
Total Number of Votes Held by Above	713
Total Number of Votes of all Securities with Voting Powers	

Identify the principal or general officers of the company at the end of the year. Please include an additional sheet, if enough space is not provided on this page, to completely provide the requested information.

Title of General Officer	Name of Person Holding Office
Pres./Treas.	James L. Stanley
Vice Pres./Secretary	Lois S. Stanley

Indicates formula cell(s)



(To be used when filing under seal.)

For the calendar year of January 1 - December 31, 2013

1
2
3
4
5
6
7
8
9
10
11
12
13
14
15
16
17
18
19
20
21
22
23
24
25
27

Company Name: I. H. Utilities, Inc

Describe **MAJOR** transactions occurring during the year which will have a effect on operations, such as rate changes, replacement of major equipment and other abnormal cash expenditures of \$250 or more. *(Dollar amounts to be recorded on Page W-5 and/or Page S-4 columns d and/or e.)*

75	New Water Meters	\$4,125.00
800	Ft. Blue Edopure	\$1,000.00
300	Ft. 4" PVC Water Pipe	\$975.00

(To be used when filing under seal.)

1

For the calendar year of January 1 - December 31, 2013

2 Company Name: I. H. Utilities, Inc

NOTE: Please do not type over formulas. Totals will calculate automatically in this spreadsheet.

BALANCE SHEET
WATER AND SEWER OPERATIONS
ASSETS

	Account Description (a)	**	Amount (b)	**
3	Water Plant In Service (From Pg. W-5)		\$ 121,622.00	
4	LESS: Water Depreciation Reserve (From Pg. W-5)		\$ -	
5	Net Water Plant in Service (i.e., Water Plant In Service MINUS Water Depreciation Reserve) (From Pg. W-5)		\$ 121,622.00	
6	Water Materials and Supplies			
7	Water Construction Work in Progress			
8	Water Plant Held for Future Use			
9	Water Plant Acquisition Adjustment			
10	Sewer Plant in Service (From Pg. S-4)		\$ -	
11	LESS: Sewer Depreciation Reserve (From Pg. S-4)		\$ -	
12	Net Sewer Plant in Service (i.e., Sewer Plant in Service MINUS Sewer Depreciation Reserve) (From Pg. S-4)		\$ -	
13	Sewer Materials and Supplies			
14	Sewer Construction Work in Progress			
15	Sewer Plant Held for Future Use			
16	Sewer Plant Acquisition Adjustment			
17	Other Plant			
18	Cash			
19	Accounts Receivable (i.e., Amounts due from customers or other parties.)			
20	Other Assets			
21	Total Assets*		\$ 121,622.00	

* Total Assets should balance with Total Equity and Liabilities on Page 5 (see instructions). Difference between Equity & Liabilities and Assets (from Pg. 5).

Indicates a link to another worksheet within workbook
Indicates formula cell(s)



(To be used when filing under seal.)

NOTE: Please do not type over formulas. Totals will calculate automatically in this spreadsheet.

BALANCE SHEET
WATER AND SEWER OPERATIONS
EQUITY AND LIABILITIES

Account Description (a)	Amount (b)
3 Capital Stock	\$71,300.00
4 Retained Earnings	
5 Long-Term Debt to Affiliates (owners, other owner controlled companies, etc.- over one year) (From Pg. 9)	
6 Short-Term Debt to Affiliates (owners, other owner controlled companies, etc.- less than one year)(From Pg. 9)	
7 Long-Term Debt (banks, etc.- over 1 year) (From Pg. 9)	
8 Short-Term Debt (banks, etc.- less than 1 year) (From Pg. 9)	
9 Water Customer Deposits	
10 Water Advances for Construction	
11 Water CIAC (From Pg. 8, Line 16)	\$ 17,692.00
12 LESS: Water Amortization of CIAC (From Pg. 8, Line 23)	\$ -
13 Net Water CIAC (i.e., Water CIAC MINUS Water Amortization of CIAC)	\$ 17,692.00
14 Sewer Customer Deposits	
15 Sewer Advances for Construction	
16 Sewer CIAC (From Pg. 8, Line 16)	\$ -
17 LESS: Sewer Amortization of CIAC (From Pg. 8, Line 23)	\$ -
18 Net Sewer CIAC (i.e., Sewer CIAC MINUS Sewer Amortization of CIAC)	\$ -
19 Deferred Taxes - ITC	
20 Deferred Taxes - Other	
21 Accounts Payable; (Amounts owed to other parties; other than debt listed above.)	
22 Other Liabilities	
23 Total Equity and Liabilities*	\$ 88,992.00

* Total Equity and Liabilities should balance with Total Assets on Pg. 4 (see instructions).
 Difference between Equity & Liabilities and Assets (From Pg. 4).

Indicates a link to another worksheet within workbook
 Indicates formula cell(s)

(To be used when filing under seal.)

PAYROLL INFORMATION

INSTRUCTIONS: Please provide names, titles and salaries for all officers and employees. Show total compensation paid to each during the year. Include all amounts including bonuses and other allowances. Enter "0" or none where applicable. Provide explanations where necessary. Use additional sheets if necessary.

1
2 Company Name: I. H. Utilities, Inc
For the calendar year of January 1 - December 31, 2013

3
4
5
6
7
8
9
10
11
12
13
14
15
16
17
18
19
Page 6

Name and Title (a)	Payroll Charged To:			
	Total Utility Compensation (b)	Water Expense (c)	Sewer Expense (d)	Capitalized Payroll (e)
Matthew W. Eaton/ Chief Operator	\$20,973.00	\$ 20,973.00		
Total	\$ 20,973.00	\$ 20,973.00	\$ -	\$ -
		<i>(Total to Pg. W-1)</i>	<i>(Total to Pg. S-1)</i>	

▼

(To be used when filing under seal.)

Indicates formula cell(s)

PAYMENTS FOR SERVICES RENDERED BY OTHER THAN EMPLOYEES

INSTRUCTIONS: Report below all information concerning rate, management, construction, engineering, research, financial, valuation, legal, accounting, purchasing, advertising, labor relations, public relations, or other similar professional services rendered the respondent under written or verbal arrangements, for which total payments during the year to any corporation, partnership, individual (**other than for services as an employee**) or organization of any kind whatsoever. Use additional sheets if necessary.

1
2 Company Name: I. H. Utilities, Inc

For the calendar year of January 1 - December 31, 2013

Name of Recipient and Description of Service (a)	Amount of Payments:			
	Water		Sewer	
	Expensed (b)	Capitalized (c)	Expensed (d)	Capitalized (e)
3 4 Darrell Layman (Accountant)	\$ 650.00			
5 6 7 Mark Wenner (Attorney)	\$ 6,000.00			
8 9 10 (Meter Readerrs, Helpers for leaks & Repairs)	\$ 1,650.00			
11 12 13 14 15 16 17 18 19 Total	\$ 8,300.00	\$ -	\$ -	\$ -
	<i>(Total to Pg. W-1)</i>		<i>(Total to Pg. S-1)</i>	

Page 7

Indicates formula cell(s)

(To be used when filing under seal.)

Company Name: I. H. Utilities, Inc

CONTRIBUTIONS IN AID OF CONSTRUCTION

INSTRUCTIONS: This account shall include donations or contributions in cash, services, or property for construction purposes. The records supporting the entries to this account shall be so kept that the utility can furnish information as to the purpose of each donation, the conditions, if any, upon which it was made, the amount of each donation, and the amount applicable to each utility department. The credits (deductions) to this account shall not be transferred to any other account without the approval of the Commission.

(a)	Water (b)	Sewer (c)
3 Balance at Beginning of Year <i>(From last years report, Pg. 9)</i>	\$ 17,692.00	
4 PLUS: Additions During the Year <i>(Please provide a detailed explanation.)</i>		
5		
6		
7		
8		
9 Total Additions	\$ -	\$ -
10 LESS: Deductions During the Year <i>(Please provide a detailed explanation.)</i>		
11		
12		
13 Retire and cap off service connection, but no connection fee money returned = no entry here		
14		
15 Total Deductions	\$ -	\$ -
16 Balance at End of Year	\$ 17,692.00	\$ -
	<i>(Total to Pg. 5)</i>	<i>(Total to Pg. 5)</i>

AMORTIZATION OF CONTRIBUTIONS IN AID OF CONSTRUCTION

(Please identify as Account Number 271A)

PLEASE CHOOSE FROM THE DROP DOWN BOX WHICH METHOD THE UTILITY UTILIZES FOR ITS RECORDS

 ▼

Distribution Method

(a)	Water (b)	Sewer (c)
17 Balance of Amortization at First of Year <i>(not Total of CIAC line 3)</i>		
18 Total Contributions in Aid at End of Year <i>(see above)</i>		
19 Total Plant In Service at End of Year <i>(From Pg. W-5 or S-4)</i>		
20 Percentage Contributions to Plant		
21 Total Depreciation Expense <i>(From Pg. W-5 or S-4)</i>		
22 Total Amortization of Contributions <i>(To Pg. W-1, S-1)</i>		
23 Balance at End of Year		
	<i>(Total to Pg. 5)</i>	<i>(Total to Pg. 5)</i>

OR

Attached Method

(a)	Water (b)	Sewer (c)
24 Balance of Amortization at First of Year <i>(not Total of CIAC Line 3)</i>		
25 Total Amortization of Contributions <i>(To Pg. W-1, S-1)</i>		
26 Balance at End of Year		
	<i>(Total to Pg. 5)</i>	<i>(Total to Pg. 5)</i>

Indicates a link to another worksheet within workbook
Indicates formula cell(s)

 ▼
(To be used when filing under seal.)

INTEREST EXPENSE, NOTES PAYABLE, BONDS, BANK LOANS AND OTHER DEBTS

INSTRUCTIONS: Please report information for each separate item of debt. Please identify the named borrower for each debt, if different from the company. Show principal amount to which each interest rate applies. Include all items on which interest was paid during the year. Use additional sheets if necessary.

2 Company Name: I. H. Utilities, Inc
1

Type of Debt, <i>(i.e., Notes Payable, Bonds, Bank Loans, Shareholder Loans, Affiliate Loans, etc.)</i> and Contact Information of Each Lender <i>(Name, Address, Phone No., & Email)</i> (a)	Origination Date (b)	Frequency of Payments <i>(Semi-Monthly, Monthly, Quarterly, Annually, etc.)</i> (c)	Date of Maturity (d)	Initial Loan Amount (e)	Balance of Loan at the Annual Report Year End 12/31/XX (f)	Interest Rate (g)	Is Interest Rate Fixed or Variable? (h)	Total Interest Paid (i)	Interest Paid - Charged To:	
									Water Utility (j)	Sewer Utility (k)
3										
4										
5										
6										
7										
8										
9										
10										
11										
12										
13										
14										
15										
16										
17										
18										
19										
21	Total			\$ -				\$ -	\$ -	\$ -
				<i>(Total to Pg. 5)</i>				<i>(Total to Pg. W-1)</i>	<i>(Total to Pg. S-1)</i>	

For the calendar year of January 1 - December 31, 2013

22 If the answer to column (g) is variable, please explain the method used for the interest rate calculation below with corresponding line number from above.

Page 9

Indicates formula cell(s)

▼

(To be used when filing under seal.)

1

For the calendar year of January 1 - December 31, 2013

2 Company Name: I. H. Utilities, Inc

WATER OPERATING REVENUES, EXPENSES AND STATISTICS

	Description (a)	Amount (b)
3	Total Revenues (From Pg. W-2)	\$ 98,087.00
	<u>Operating Expenses</u>	
4	Salaries & Wages (From Pg. 6)	\$ 20,973.00
5	Employee Pensions and Benefits	
6	Purchased Water	
7	Plant Operations Expenses (From Pg. W-3, Line 12)	\$ 27,028.00
8	Billing Expenses	
9	Supplies and Expenses	
10	Transportation Expenses	
11	Rent Expense	
12	Insurance Expense	
13	Outside Services Employed (i.e., Legal, Accounting, etc.) (From Pg.7)	\$ 8,300.00
14	Regulatory Commission Expenses	
15	Uncollectible Expenses	
16	Depreciation Expense (From Pg. W-5, Line 49)	\$ -
17	Amortization of Contributions in Aid of Construction (From Page 8)	\$ -
18	Amortization Expense	
19	Tax Expenses (i.e., Property, State, Federal, etc.) (From Pg. W-3, Line 20)	\$ 19,240.00
20	Interest Expense (From Pg. 9)	\$ -
21	Other Expenses	
22	Total Operating Expenses	\$ 75,541.00
23	Net Income (Loss) (A negative number indicated by () represents a loss.)	\$ 22,546.00

Indicates a link to another worksheet within workbook

Indicates formula cell(s)

(To be used when filing under seal.)

WATER OPERATING REVENUES, EXPENSES AND STATISTICS (Continued)

(Please indicate if metered amounts are in cubic feet measurements.)

Description (a)	No. of Customers		No. of Gallons Sold (000's Omitted) (d)	Revenue Amount (e)
	Beginning of Year (b)	End of Year (c)		
<u>Unmetered Sales of Water</u>				
3 Residential - Single Family	5	4	XXXX	\$ 519.00
4 Residential - Apartments			XXXX	
5 Residential - Mobile Homes			XXXX	
6 Commercial			XXXX	
7 Other Sales to Public Authorities			XXXX	
8 Other			XXXX	
9 Total Unmetered Sales (To Pg. 1, Line 12)	5	4		\$ 519.00
<u>Metered Sales of Water</u>				
10 5/8" Meter				\$ 96,591.00
11 3/4" Meter	703	705		
12 1" Meter				
13 1 1/2" Meter				
14 2" Meter				
15 Other	5	5		\$ 977.00
16 Total Metered Sales (To Pg. 1, Line 12)	708	710	-	\$ 98,087.00
<u>Tariffed Operating Revenues</u>				
17 Late Payment Fees				
18 Returned Check Fees				
19 Inspection Fees				
20 Reconnect Fees				
21 Other Revenue				
22 Total Operating Revenues (From Tariffed Services) (To Pg. 1, line 12)				
<u>Non Tariffed Revenues</u>				
23 Rent Income				
24 Other Income, (i.e., from Merchandising, Jobbing & Contract Work, etc.)				
25 Total Non-Tariffed Revenues (To Pg. 1, Line 13)				\$ -
26 Total Revenues * (To Pg. 1, Line 14)				\$ 98,087.00
				(Total to Pg. W-1 and Pg. 1)

* Total Operating Revenues should match Statement of Revenue (MOPSC Assessment).

Indicates a link to another worksheet within workbook
Indicates formula cell(s)



(To be used when filing under seal.)


WATER OPERATING REVENUES, EXPENSES AND STATISTICS (Continued)

(Please indicate if metered amounts are in cubic feet measurements.)

Description (a)	No. of Customers		No. of Gallons Sold (000's Omitted) (d)	Revenue Amount (e)
	Beginning of Year (b)	End of Year (c)		
<u>Unmetered Sales of Water</u>				
3 Residential - Single Family	5	4	XXXX	\$ 519.00
4 Residential - Apartments			XXXX	
5 Residential - Mobile Homes			XXXX	
6 Commercial			XXXX	
7 Other Sales to Public Authorities			XXXX	
8 Other			XXXX	
9 Total Unmetered Sales (To Pg. 1, Line 12)	5	4		\$ 519.00
<u>Metered Sales of Water</u>				
10 5/8" Meter				\$ 96,591.00
11 3/4" Meter	703	705		
12 1" Meter				
13 1 1/2" Meter				
14 2" Meter				
15 Other	5	5		\$977.00
16 Total Metered Sales (To Pg. 1, Line 12)	708	710	-	\$ 98,087.00
<u>Tariffed Operating Revenues</u>				
17 Late Payment Fees				
18 Returned Check Fees				
19 Inspection Fees				
20 Reconnect Fees				
21 Other Revenue				
22 Total Operating Revenues (From Tariffed Services) (To Pg. 1, line 12)				
<u>Non Tariffed Revenues</u>				
23 Rent Income				
24 Other Income, (i.e., from Merchandising, Jobbing & Contract Work, etc.)				
25 Total Non-Tariffed Revenues (To Pg. 1, Line 13)				\$ -
26 Total Revenues * (To Pg. 1, Line 14)				\$ 98,087.00
				(Total to Pg. W-1 and Pg. 1)

* Total Operating Revenues should match Statement of Revenue (MOPSC Assessment).

Indicates a link to another worksheet within workbook
Indicates formula cell(s)



(To be used when filing under seal.)

WATER OPERATING REVENUES, EXPENSES AND STATISTICS (Continued)

Description of Expenses (a)	Amount (b)
<u>Plant Operations Expenses</u>	
3 Repairs of Water Plant - Pump Repair	\$ 495.00
4 Repairs of Water Plant - Well Repair	\$ 925.00
5 Repairs of Water Plant - Water Line Repair	\$ 4,975.00
6 Repairs of Water Plant - Equipment Repair	\$ 7,596.00
7 Repairs of Water Plant - Other	
8 Fuel or Power Purchases for Pumping (i.e., Electric Bills, etc.)	\$ 10,990.00
9 Chemicals	\$ 1,847.00
10 Water Testing Expenses	\$ 200.00
11 Other Plant Operations Expenses	
12 Total Plant Operations Expenses	\$ 27,028.00
	<i>(Total to Page W-1)</i>
<u>Tax Expenses</u>	
13 Tax Expense - Property Taxes	\$ 7,533.00
14 Tax Expense - Payroll Taxes	\$ 3,985.00
15 Tax Expense - Franchise Taxes	
16 Tax Expense - Other Taxes	
17 Tax Expense - Federal Income Taxes	\$ 7,200.00
18 Tax Expense - State Income Taxes	\$ 522.00
19 Tax Expense - Investment Tax Credits	
20 Total Tax Expenses	\$ 19,240.00
	<i>(Total to Pg. W-1)</i>

Indicates a link to another worksheet within workbook
 Indicates formula cell(s)

▼

(To be used when filing under seal.)

PUMPING AND PURCHASED WATER STATISTICS

(Omit 000's in reporting number of gallons or cubic feet of water. Use additional sheets if necessary.)

1
2 Company Name: I. H. Utilities, Inc
For the calendar year of January 1 - December 31 2013

3 4 5 6	Gallons Pumped Into System	Source of Supply <i>(Please name each source below in columns (a)-(d), i.e. Well #1, etc.)</i>				Total of all Methods (a+b+c+d=e) (e)
		(a)	(b)	(c)	(d)	
7	Please indicate whether measurements given are in gallons or cubic feet. <input type="text"/>					
8	January	1,950				1,950
9	February	2,190				2,190
10	March	3,140				3,140
11	April	3,270				3,270
12	May	3,970				3,970
13	June	4,970				4,970
14	July	5,190				5,190
15	August	5,810				5,810
16	September	5,160				5,160
17	October	4,280				4,280
18	November	2,960				2,960
19	December	3,190				3,190
20	Total for Year	46,080	-	-	-	46,080

21 Maximum Quantity Supplied to the System in Any One Day: Minimum:

22 Range of Pressure in the Mains as Measured at the Highest Point on System:

If Water is Sold to Other Utilities for Resale, List Names, Addresses, Phone Numbers and Quantities Below:			
Name of Reseller	Address	Phone Number	Quantity
23			
24			
25			
26			

Indicates a link to another worksheet within workbook
Indicates formula cell(s)

(To be used when filing under seal.)

Page W-4

2 Company Name: I. H. Utilities, Inc


WATER UTILITY PLANT IN SERVICE

DEPRECIATION EXPENSES AND RESERVE - WATER UTILITY PLANT

Account Description (A)	Account No. (B)		Plant Balance at Beginning of Year (C)	Additions During the Year (D)	Book Cost of Plant Retired* (E)	Cost of Removal* (F)	Salvage Credit* (G)	Plant Balance at End of Year (C+D-E) (H)	Reserve Balance at Beginning of Year (I)	Annual Depreciation Rate % (J)	Depreciation Expense** J*(C+H)/2 (K)	Reserve Balance at END of Year (I-E-F+G+K) (L)
43 Tools, Shop and Garage Equipment	394	none	1,286				1,286					0
44 Laboratory Equipment	395	none					0					0
45 Power-operated Equipment	396	none	20,362				20,362					0
46 Communication Equipment	397	none					0					0
47 Miscellaneous Equipment	398	none	8,438				8,438					0
48 Other Tangible Property	399	none					0					0
49 Total Water Utility Plant In Service	Totals		121,622	0	0	0	121,622	0			0	0
					(Total to Pages 4 & 9)			(Total to Pg.8)	(Total to Pg. 8 & Pg. W-1)			(Total to Pg. 4)

Indicates a link to another worksheet within workbook

Indicates formula cell(s)



(To be used when filing under seal.)

- * All entries included in Columns "E", "F" and "G" should be supported by records that identify the property retired and the cost of removal or salvage in detail.
- ** Annual Depreciation Expense should be calculated based upon actual in-service and retirement date(s) of new equipment and retirements during the period.
- ** The depreciation expense formula provided is only an approximation assuming all activity for the year occurred mid year.

NOTE: All entries should be supported by records that identify the property being added or retired, its location, and its original cost in as much detail as reasonably possible. If adjustments are included in Columns "E", "F" and/or "G", use additional sheets.

2 Company Name:

I. H. Utilities, Inc

WATER UTILITY PLANT IN SERVICE

DEPRECIATION EXPENSES AND RESERVE - WATER UTILITY PLANT

Account Description (A)	Account No. (B)	Plant Balance at Beginning of Year (C)	Additions During the Year (D)	Book Cost of Plant Retired*	Cost of Removal*	Salvage Credit*	Plant Balance at End of Year (C+D-E) (H)	Reserve Balance at Beginning of Year (I)	Annual Depreciation Rate % (J)	Depreciation Expense** J*(C+H)/2 (K)	Reserve Balance at END of Year (I-E-F+G+K) (L)
				(E)	(F)	(G)					
<u>Water Treatment Plant</u>											
23 Land and Land Rights	330						0				0
24 Structures and Improvements	331						0				0
25 Water Treatment Equipment	332	2,324					2,324				0
<u>Transmission & Distribution Plant</u>											
26 Land and Land Rights	340						0				0
27 Structures and Improvements	341						0				0
28 Distribution Reservoirs & Standpipes	342	13,880					13,880				0
29 Transmission & Distribution Mains	343	17,684					17,684				0
30 Fire Mains	344						0				0
31 Services	345	1,700					1,700				0
32 Meters	346	650					650				0
33 Meter Installations	347						0				0
34 Hydrants	348						0				0
35 Other Transmission & Distribution Plant	349						0				0
<u>General Plant - (Class B&C are Same)</u>											
	B & C	D									
36 Land and Land Rights	389	370					0				0
37 Structures and Improvements	390	371					0				0
38 Office Furniture and Equipment	391	372	2,697				2,697				0
39 Office Computer & Electronic Equipment	391	372.1					0				0
40 Transportation Equipment	392	373	2,900				2,900				0
41 Other General Equipment	none	379					0				0
42 Stores Equipment	393	none					0				0

2 Company Name:

I. H. Utilities, Inc

WATER UTILITY PLANT IN SERVICE

DEPRECIATION EXPENSES AND RESERVE - WATER UTILITY PLANT

Account Description (A)	Account No. (B)	Plant Balance at Beginning of Year (C)	Additions During the Year (D)	Book Cost of Plant Retired* (E)	Cost of Removal* (F)	Salvage Credit* (G)	Plant Balance at End of Year (C+D-E) (H)	Reserve Balance at Beginning of Year (I)	Annual Depreciation Rate % (J)	Depreciation Expense** J*(C+H)/2 (K)	Reserve Balance at END of Year (I-E-F+G+K) (L)
<u>Intangible Plant</u>											
Class B, C or D											
3 Organization	301	750					750				0
4 Franchise and Consents	302						0				0
5 Miscellaneous Intangible Plant	303						0				0
<u>Source of Supply Plant</u>											
6 Land and Land Rights	310	1,600					1,600				0
7 Structures and Improvements	311						0				0
8 Collecting & Impounding Reservoirs	312						0				0
9 Lake, River, and Other Intakes	313						0				0
10 Wells and Springs	314	12,619					12,619				0
11 Infiltration Galleries and Tunnels	315						0				0
12 Supply Mains	316						0				0
13 Other Water Source Plant	317						0				0
<u>Pumping Plant</u>											
14 Land and Land Rights	320						0				0
15 Structures and Improvements	321	5,025					5,025				0
16 Boiler Plant Equipment	322						0				0
17 Other Power Production Equipment	323						0				0
18 Submersible Electric Pumping	325.1	29,707					29,707				0
19 High Service or Booster Pumps	325.2						0				0
20 Diesel Pumping Equipment	326						0				0
21 Hydraulic Pumping Equipment	327						0				0
22 Other Pumping Equipment	328						0				0

1

For the calendar year of January 1 - December 31, 2013

2 Company Name:

I. H. Utilities, Inc

PUMP INFORMATION

Manufacturer and Type of Pump <i>(i.e., High Service, Well, Standby, etc.)</i> (a)	Capacity (b)	Date Installed (c)	Date of Last Motor Replacement (d)	Date of Last Pump Replacement (e)
3 4 5 Jacuzzi - Surface	300 Gallon	6/1/1999		
6 7 Jacuzzi - Submerced	300 Gallon	7/1/1970		
8 9 10 11				
12				

Page W-6 (Pt. 1)

1
2

For the calendar year of January 1 - December 31, 2013

Company Name:

I. H. Utilities, Inc

WELL INFORMATION

Description of Wells (a)	Well ID#/ Location	Well ID#/ Location	Well ID#/ Location	Well ID#/ Location
	(b)	(c)	(d)	(e)
4 Year Constructed	1963	Well 1 2538 Allegheny	1970 Well 2 Hwy. DD	
5 Type of Construction				
6 Type and Depth of Casing				
7 Depth and Diameter of Well	Deep		900 FT - 10"	
8 Yield of Well in Gallons per day	36,570		36,570	
<u>Chemicals</u>				
9 Type -	Chlorine			
10 Annual Cost -	\$ 1,847.00			
11 Annual Quantity -				

Page W-6 Pt. 2

(To be used when filing under seal.)

METERS AND METER SETTINGS

Customer Class (a)	Meter Size (b)	Total at Beginning of Year (c)	Total No. of Additions (d)	Total No. Removed or Disconnected (e)	Total at End of Year (g)
Residential:	3/4"	706	2		
					708
					-
					-
Other Customers:	3/4"	5			
					5
					-
Total in Use by Customers		711	2	-	713
Not in Use: (i.e., Inventory)					-
					-
					-
Total Meters		711	2	-	713

STORAGE FACILITIES

Type of Storage (i.e., Pneumatic, Ground, Standpipes, Elevated Tanks, etc.) (a)	Construction Material (b)	Last Date Painted if Applicable (indicate interior or exterior) (c)	Capacity (d)

Indicates formula cell(s)

(To be used when filing under seal.)

WATER MAINS (measurement in feet)

	Kind of Pipe (i.e., Cast Iron, Galvanized, Iron, PVC, etc.) (a)	Diameter of Pipe (b)	Total at Beginning of Year (c)	Total Additions During the Year (d)	Total Removed or Abandoned During the Year (e)	Total at End of Year (f)
3						-
4	Plastic	3"	4,860			4,860
5						-
6	Plastic	4"	75,750			75,750
7						-
8	Cast Iron	6"	1,320			1,320
9						-
10						-
11						-
12						-
13						-
14						-
15						-
16	Total Mains		81,930	-	-	81,930

SERVICE CONNECTIONS AVAILABLE FOR USE (from Main to Property Line)

	Size and Type of Material (i.e., Iron, Copper, PVC, etc.) (a)	Total No. at Beginning of Year (b)	Total No. of Additions (c)	Total No. Retired or Abandoned (d)	Total No. at End of Year (e)
15	<u>In Use:</u>				-
16					-
17					-
18					-
19	<u>For Future Use:</u>				-
20					-
21					-
22					-
23	Total of All Services	-	-	-	-

Indicates formula cell(s)

[] (To be used when filing under seal.)

2 Company Name:

L.H. Utilities, Inc

For the calendar year of January 1 - December 31 2013

VERIFICATION

The foregoing report must be verified by the oath of the President, Treasurer, General Manager or Receiver of the company. The oath required may be taken before any person authorized to administer an oath (Notary Public) by the laws of the State in which the same is taken.

OATH

State Of Missouri

County Of Crawford

ss:

Lois S. Stanley
Name of Affiant (Company Official/Representative)

makes oath and says that

s/he is Vice Pres./Secretary
Official Title of the Affiant (Company Official/Representative)

of I. H. Utilities, Inc.
Exact Legal Title or Name of the Respondent (Certificated Company Name)

and is located at 2538 Allegheny Cuba, Mo. 65453 (573-885-3320)
Address and Telephone Number of the Affiant (Company Official/Representative)

that s/he has examined the foregoing report; that to the best of his or her knowledge, information, and belief, all statements of fact contained in the said report are true and the said report is a correct statement of the business and affairs of the above-named respondent.


from January 1, 2013, to and including December 31, 2013
Month/Day Year Month/Day Year

Signature of Affiant (Company Official/Representative)
(Electronic signatures are acceptable; i.e., (insert a space) /s/ John Doe.)

Subscribed and sworn to before me, a Notary Public, in and for the State and County above named,

this 14th day of April, 2014.

My Commission expires March 14, 2016



Signature of Notary Public
(Electronic signatures are acceptable; i.e., (insert a space) /s/ John Doe.)