

EMC of St. Charles County, LLC

Company Full Certificated Name (Do not abbreviate and include any Commission approved AKA/DBA/Fictitious Name, if applicable.)

WATER and/or SEWER ANNUAL REPORT

SMALL COMPANY
(Fewer than 8,000 customers)

TO THE

MISSOURI PUBLIC SERVICE COMMISSION

FILED

APR 09 2012

Missouri Public
Service Commission

January 1 - December 31, 2011

Please select how the company is certificated with the Commission under the Company Name as shown above (check all that apply):

Water Service Provider

Sewer Service Provider

Please choose one of the following filing options:

Public Submission (NOT Highly Confidential)

Non-Public Submission (Highly Confidential / Filed Under Seal)
For this filing to be considered Highly Confidential, additional submission of materials is required pursuant to Commission rule 4 CSR 240-3.335 and/or 4 CSR 240-3.640, Section 392.210, RSMo., and/or Section 393.140, RSMo.

1 For the calendar year of January 1 - December 31, 2011

2 **Company Name:** EMC of St. Charles County, LLC

Parent Company Name: _____
(if applicable)

3 **Company Street Address:** 1001 Boardwalk Springs Place, Suite 100, O'Fallon, MO 63368

4 **Company Mailing Address:** Same as Above

5 **Company Phone Number:** 636-561-9400 **Company E-mail Address:** _____

Name, address, phone number and e-mail of person(s) to contact concerning information contained in this report:

6	<u>John Faford</u>	<u>Adam McDonough</u>
	Name	Name
7	<u>330 Fellowship Rd.</u>	<u>1001 Boardwalk Springs Place, Suite 100</u>
	Mailing Address	Mailing Address
7a	<u>330 Fellowship Rd.</u>	<u>1001 Boardwalk Springs Place, Suite 100</u>
	Street Address	Street Address
8	<u>Mount Laurel NJ 08054</u>	<u>O'Fallon MO 63368</u>
	City State Zip	City State Zip
9	<u>856-359-2008</u>	<u>636-561-9412</u>
	Telephone Number	Telephone Number
10	<u>jfaford@amwater.com</u>	<u>amcdonough@amwater.com</u>
	E-mail Address	E-mail Address

Please list the name, address, phone number and e-mail address of the primary licensed operator to contact concerning water plant operations:

Please list the name, address, phone number and e-mail address of the primary licensed operator to contact concerning sewer plant operations:

11	<u></u>	<u>Darryll Waller</u>
	Name	Name
12	<u></u>	<u>1001 Boardwalk Springs Place</u>
	Mailing Address	Mailing Address
12a	<u></u>	<u>1001 Boardwalk Springs Place</u>
	Street Address	Street Address
13	<u></u>	<u>O'Fallon MO 63368</u>
	City State Zip	City State Zip
14	<u></u>	<u>636-544-9290</u>
	Telephone Number	Telephone Number
15	<u></u>	<u>darryll.waller@emcstl.com</u>
	E-mail Address	E-mail Address
16	<u></u>	<u>4654</u>
	Operator License Number	Operator License Number

Please provide the total company and gross intrastate operating revenues (i.e. Missouri Jurisdictional) Revenues for the Calendar Year: 2011

Water Revenues	** MO Jurisdictional	** **	Total Company	**
17 Operating Revenues from Tariffed Services	\$ -			
18 Other Revenues	\$ -			
19 TOTAL REVENUES (Page W-2, line 24)	\$ -		\$ -	

Total MO Jurisdictional Revenue (line 19 above) should match Statement of Revenue (MoPSC Assessment).

Sewer Revenues	** MO Jurisdictional	** **	Total Company	**
20 Operating Revenues from Tariffed Services	\$ 7,000.00			
21 Other Revenues	\$ -			
22 TOTAL REVENUES (Page S-2, line 21)	\$ 7,000.00		\$ -	

Total MO Jurisdictional Revenue (line 22 above) should match Statement of Revenue (MoPSC Assessment).

Indicates a link to another worksheet within workbook
Indicates formula cell(s)

(To be used when filing under seal.)

1
2

For the calendar year of January 1 - December 31, 2011

Company Name: EMC of St. Charles County, LLC

CAPITAL STOCK (COMMON AND DEFERRED)

Class and Series of Stock (a)	Number of Shares Authorized (b)	Par or Stated Value Per Share (c)	Number of Shares Issued (d)
3 This is a single Member LLC. Single Member is Listed			
4 below			
5			
6			
7			

SECURITY HOLDERS AND VOTING POWERS

Report below the NAMES and ADDRESS of the ten stockholders who, at the end of the year, had the greatest voting powers in the respondent. AND STATE THE NUMBER OF VOTES each would have had a right to cast on that date. If any such holder held in trust, give the nature of the trust and the beneficial owner. Show also total votes of ALL securities with voting powers.

Names and Addresses (a)	Number of Votes (b)
8 Environmental Management Corporation	1
9 1001 Boardwalk Springs Place	
10 Suite 100	
11 O'Fallon, MO 63368	
12	
13	
14	
15	
16 Total Number of Votes Held by Above	1
17 Total Number of Votes of all Securities with Voting Powers	

Identify the principal or general officers of the company at the end of the year. Please include an additional sheet, if enough space is not provided on this page, to completely provide the requested information.

Title of General Officer	Name of Person Holding Office
18 President	Sharon Cameron
19 Treasurer	Okechukwu Azie
20 Vice President & Chief Financial Officer	Douglas N. Anthony
21 Vice President, Secretary & General Counsel	Shawn C. Bunting
22 Vice President	Adam McDonough
23 Contoller	Fred Bell

Please check all of the following for which the company has filed / is current:

- 27 Secretary of State Requirements Federal Tax Return
 28 Department of Natural Resources Permits State Tax Return

29 DNR Permit Number: MO-0132373 (If you hold more than one permit, please attach list.)
 30 Original DNR Permit Date: 11/30/2007
 31 DNR Permit Expiration Date: 11/29/2012

Please list your most recent rate increase request Case No(s). and effective date(s).

32 Water Case No.: _____ Effective Date: _____
 33 Sewer Case No.: SR-2011-0183 Effective Date: N/A - Withdrawn

Indicates formula cell(s)

(To be used when filing under seal.)

For the calendar year of January 1 - December 31, 2011

2 Company Name: EMC of St. Charles County, LLC

Describe MAJOR transactions occurring during the year which will have a major effect on operations, such as rate changes, replacement of equipment and other abnormal cash expenditures of \$250 or more.

3 Flow is too low for treatment plant to operate effectively. As a result, wastewater is being pumped out
4 and hauled to another location

5

6

7

8

9

10

11

12

13

14

15

16

17

18

19

20

21

22

23

24

25

27

28

29

30

For the calendar year of January 1 - December 31, 2011

2 Company Name: EMC of St. Charles County, LLC

NOTE: Please do not type over formulas. Totals will calculate automatically in this spreadsheet.

BALANCE SHEET
WATER AND SEWER OPERATIONS
ASSETS

	Account Description (a)	**	Amount (b)	**
3	Water Plant In Service (From Pg. W-5)		\$ -	
4	LESS: Water Depreciation Reserve (From Pg. W-6)		\$ -	
5	Net Water Plant in Service (i.e., Water Plant In Service MINUS Water Depreciation Reserve)		\$ -	
6	Water Materials and Supplies (From Pg. 11)		\$ -	
7	Water Construction Work in Progress			
8	Water Plant Held for Future Use (List explanation on Page 4a)			
9	Water Plant Acquisition Adjustment			
10	Sewer Plant in Service (From Pg. S-4)		\$ -	
11	LESS: Sewer Depreciation Reserve (From Pg. S-5)		\$ -	
12	Net Sewer Plant in Service (i.e., Sewer Plant in Service MINUS Sewer Depreciation Reserve)		\$ -	
13	Sewer Materials and Supplies (From Pg. 11)		\$ -	
14	Sewer Construction Work in Progress			
15	Sewer Plant Held for Future Use (List explanation on Page 4a)			
16	Sewer Plant Acquisition Adjustment			
17	Other Plant (List explanation on Page 4a)			
18	Cash			
19	Other Assets (Accounts Receivable, etc.) (List explanation on Page 4a)			
20	Total Assets*		\$ -	

* Total Assets should balance with Total Equity and Liabilities on Page 5 (see instructions). Difference between Equity & Liabilities and Assets (from Pg 5).

Indicates a link to another worksheet within workbook
Indicates formula cell(s)



(To be used when filing under seal.)

1

For the calendar year of January 1 - December 31, 2011

2 Company Name:

EMC of St. Charles County, LLC

DETAILED EXPLANATION OF ITEMS

3 Page 4, Line 8

Water Plant Held for Future Use

\$ -

** Description

Amount

**

N/A		
Total (should match amount on Page 4, Line 8)	\$	-

4 Page 4, Line 15

Sewer Plant Held for Future Use

\$ -

** Description

Amount

**

The value of the assets was restated to \$0.00 in 2009 in accordance with generally accepted accounting principles related to the appraisal prepared by a third party that occurred when Environmental Management Corporation was acquired by American Water Enterprises.		
Total (should match amount on Page 4, Line 15)	\$	-

5 Page 4, Line 17

Other Plant

\$ -

** Description

Amount

**

N/A		
Total (should match amount on Page 4, Line 17)	\$	-

5 Page 4, Line 19

Other Assets

\$ -

** Description

Amount

**

N/A		
Total (should match amount on Page 4, Line 19)	\$	-

Indicates a link to another worksheet within workbook

Indicates formula cell(s)

[Empty box]

(To be used when filing under seal.)

For the calendar year of January 1 - December 31, 2011

2 Company Name: EMC of St. Charles County, LLC

NOTE: Please do not type over formulas. Totals will calculate automatically in this spreadsheet.

BALANCE SHEET
WATER AND SEWER OPERATIONS
EQUITY AND LIABILITIES

Account Description (a)	**	Amount (b)	**
3 Capital Stock	\$	5,000.00	
4 Retained Earnings	\$	(216,693.00)	
5 Long-Term Debt to Affiliates (owners, other owner controlled companies, etc.)			
6 Short-Term Debt to Affiliates (owners, other owner controlled companies, etc.)	\$	211,693.00	
7 Long-Term Debt (banks, etc.)			
8 Short-Term Debt (banks, etc.)			
9 Water Customer Deposits			
10 Water Advances for Construction			
11 Water CIAC (From Pg. 9)	\$	-	
12 LESS: Water Amortization of CIAC (From Pg. 9)	\$	-	
13 Net Water CIAC (i.e., Water CIAC MINUS Water Amortization of CIAC)	\$	-	
14 Sewer Customer Deposits			
15 Sewer Advances for Construction			
16 Sewer CIAC (From Pg. 9)	\$	-	
17 LESS:	\$	-	
18 Net Sewer CIAC (i.e., Sewer CIAC Minus Sewer Amortization of CIAC)	\$	-	
19 Deferred Taxes - ITC			
20 Deferred Taxes - Other (List explanation on Page 5a)			
21 Other Liabilities (Accounts Payable, etc.) (List explanation on Page 5a)			
22 Total Equity and Liabilities*	\$	-	

* Total Equity and Liabilities should balance with Total Assets on Page 4 (see instructions).
 Difference between Equity & Liabilities and Assets (from Pg 4).

Indicates a link to another worksheet within workbook
 Indicates formula cell(s)

(To be used when filing under seal.)

DETAILED EXPLANATION OF ITEMS

3 Page 5, Line 20 Deferred Taxes - Other \$ -

** Description	Amount	**
N/A		
Total (should match amount on Page 5, Line 20)	\$ -	

4 Page 5, Line 21 Other Liabilities (Accounts Payable, etc.) \$ -

** Description	Amount	**
N/A		
Total (should match amount on Page 5, Line 21)	\$ -	

Indicates a link to another worksheet within workbook
 Indicates formula cell(s)

(To be used when filing under seal.)

SCHEDULE OF UNCOLLECTIBLE ACCOUNTS

Account No. (a)	Describe customer account and methods used to attempt collection. Also, state why account is deemed uncollectible (bankruptcy, etc.) (b)	Amount Written Off		**
		Water Utility (c)	Sewer Utility (d)	
3	None		\$ -	
4				
5				
6				
7				
8				
9				
10				
11				
12				
13				
14				
15				
16				
17				
18				
19				
20				
21				
22				
23				
24				
25				
26				
27				
28				
29				
30				
31	Total	\$ -	\$ -	
		(Total to Pg. W-1)	(Total to Pg. S-1)	

PAYROLL INFORMATION

INSTRUCTIONS: Please provide names, titles and salaries for all officers and employees. Show total compensation paid to each during the year. Include all amounts including bonuses and other allowances. Enter "0" or none where applicable. Provide explanations where necessary. Use additional sheets if necessary.

1
2 Company Name:

For the calendar year of January 1 - December 31, 2011
EMC of St. Charles County, LLC

Name and Title (a)	Payroll Charged To:			
	Total Utility Compensation (b)	Water Expense (c)	Sewer Expense (d)	Capitalized Payroll (e)
3 None				
4				
5				
6				
7				
8				
9				
10				
11				
12				
13				
14				
15				
16				
17				
18				
19 Total	\$ -	\$ -	\$ -	\$ -
		(Total to Page W-1)	(Total to Page S-1)	

Page 7

Indicates formula cell(s)

Page 7

(To be used when filing under seal.)

PAYMENTS FOR SERVICES RENDERED BY OTHER THAN EMPLOYEES

INSTRUCTIONS: Report below all information concerning rate, management, construction, engineering, research, financial, valuation, legal, accounting, purchasing, advertising, labor relations, public relations, or other similar professional services rendered the respondent under written or verbal arrangements, for which total payments during the year to any corporation, partnership, individual (other than for services as an employee) or organization of any kind whatsoever. Use additional sheets if necessary.

1
2 Company Name:

For the calendar year of January 1 - December 31, 2011
EMC of St. Charles County, LLC

Name of Recipient and Description of Service (a)	Amount of Payments:			
	Water		Sewer	
	Expensed (b)	Capitalized (c)	Expensed (d)	Capitalized (e)
3 None				
4				
5				
6				
7				
8				
9				
10				
11				
12				
13				
14				
15				
16				
17				
18				
19 Total	\$ -	\$ -	\$ -	\$ -
	(Total to Page W-1)		(Total to Page S-1)	

CONTRIBUTIONS IN AID OF CONSTRUCTION

INSTRUCTIONS: This account shall include donations or contributions in cash, services, or property for construction purposes. The records supporting the entries to this account shall be so kept that the utility can furnish information as to the purpose of each donation, the conditions, if any, upon which it was made, the amount of each donation, and the amount applicable to each utility department. The credits (deductions) to this account shall not be transferred to any other account without the approval of the Commission.

(a)	Water (b)	Sewer (c)
3 Balance at Beginning of Year		\$ -
4 PLUS: Additions During the Year (Please provide a detailed explanation.)		\$ -
5		
6		
7		
8		
10 Total Additions	\$ -	\$ -
11 LESS: Deductions During the Year (Please provide a detailed explanation.)		\$ -
12		
13		
14 Retire and cap off service connection, but no connection fee money returned = no entry here		\$ -
15		
16 Total Deductions	\$ -	\$ -
17 Balance at End of Year	\$ -	\$ -
	(Total to Pg. 5)	(Total to Pg. 5)

AMORTIZATION OF CONTRIBUTIONS IN AID OF CONSTRUCTION

(Please identify as Account Number 271A)

Distribution Method

(a)	Water (b)	Sewer (c)
18 Balance at First of Year (Total of Amortization not Total of CIAC line 3)		\$ -
19 Total Contributions in Aid at End of Year (see above)	\$ -	\$ -
20 Total Plant in Service at End of Year (From Page W-5 or S-4)	\$ -	\$ -
21 Percentage Contributions to Plant	0.00%	0.00%
22 Total Depreciation Expense (From Page W-6 or S-5)	\$ -	\$ -
23 Total Amortization of Contributions	\$ -	\$ -
24 Balance at End of Year	\$ -	\$ -
	(Total to Pg. 5)	(Total to Pg. 5)

OR

Attached Method

(a)	Water (b)	Sewer (c)
26 Balance at First of Year (Total of Amortization not Total of CIAC line 3)		\$ -
26 Total Amortization of Contributions	\$ -	\$ -
27 Balance at End of Year	\$ -	\$ -
	(Total to Pg. 5)	(Total to Pg. 5)

Indicates a link to another worksheet within workbook
 Indicates formula cell(s)

INTEREST EXPENSE, NOTES PAYABLE, BONDS, BANK LOANS AND OTHER DEBTS

INSTRUCTIONS: Please report information for each separate item of debt. Show principal amount to which each interest rate applies. Include all items on which interest was paid during the year. Use additional sheets if necessary.

1
2 Company Name

	Description of Obligation (Include Name and Address of Each Lender) (a)	Origination Date (b)	Frequency of Payments (Semi-Monthly, Monthly, Quarterly, Annually, etc.) (c)	Date of Maturity (d)	Loan Amount (e)	Interest Rate (f)	Is Interest Rate Fixed or Variable? (g)	Paid (h)	Interest Charged To:	
									Water Utility (i)	Sewer Utility (j)
3	None									
4										
5										
6										
7										
8										
9										
10										
11										
12										
13										
14										
15										
16										
17										
18										
19										
20										
21	Total				\$ -			\$ -	\$ -	\$ -
									(Total to Pg. W-1)	(Total to Pg. S-1)

EMC of St. Charles County, LLC

For the calendar year of January 1 - December 31, 2011

22. If the answer to column (g) is variable, please explain the method used for the interest rate calculation below with corresponding line number from above.

Page 10

Indicates formula cell(s)

(To be used when filing under seal.)

SCHEDULE OF MATERIALS AND SUPPLIES AVAILABLE AT THE END OF THE YEAR

Description of Items (Pipe, Meters, Fittings, Valves, Gas, etc.) (a)	Water		Sewer	
	Quantity (b)	Amount (c)	Quantity (d)	Amount (e)
3 None				
4				
5				
6				
7				
8				
9				
10				
11				
12				
13				
14				
15				
16				
17				
18				
19				
20				
21				
22				
23				
24				
25 Total	-	\$ -	-	\$ -
		(Total to Pg. 4)		(Total to Pg. 4)

Indicates formula cell(s)

(To be used when filing under seal.)

1

For the calendar year of January 1 - December 31, 2011

2 Company Name:

EMC of St. Charles County, LLC

WATER OPERATING REVENUES, EXPENSES AND STATISTICS

(a)	Amount (b)
3 Total Operating Revenues (From Page W-2)	\$ -
<u>Operating Expenses</u>	
4 Salaries & Wages (From Page 7)	\$ -
5 Employee Pensions and Benefits	N/A
6 Purchased Water	
7 Plant Operations Expenses (From Page W-3)	\$ -
8 Billing Expenses	
9 Supplies and Expenses	
10 Transportation Expenses	
11 Rent Expense (List explanation on Page W-1a)	
12 Insurance Expense	
13 Outside Services Employed (i.e., Legal, Accounting, etc.) (From Page 8)	\$ -
14 Regulatory Commission Expenses	
15 Uncollectible Expenses (From Page 6)	\$ -
16 Depreciation Expense (From Page W-6)	\$ -
17 Amortization of Contributions in Aid of Construction (Page 9)	\$ -
18 Amortization Expense	
19 Tax Expenses (From Page W-3)	\$ -
20 Interest Expense (From Page 10)	\$ -
21 Other Expenses (List explanation on Page W-1a)	
22 Total Operating Expenses	\$ -
23 Net Income (Loss: This number should be negative as it is an offset to depreciation expense)	\$ -

Indicates a link to another worksheet within workbook
Indicates formula cell(s)

(To be used when filing under seal.)

1 For the calendar year of January 1 - December 31, 2011
 2 Company Name: EMC of St. Charles County, LLC

DETAILED EXPLANATION OF ITEMS

3 Page W-1, Line 11 Rent Expense \$

** Description	Amount	**
N/A		
Total (should match amount on Page W-1, Line 11)	\$ -	

4 Page W-1, Line 21 Other Expenses \$

** Description	Amount	**
N/A		
Total (should match amount on Page W-1, Line 21)	\$ -	

Indicates a link to another worksheet within workbook
 indicates formula cell(s)

(To be used when filing under seal.)

1

2 Company Name: _____

EMC of St. Charles County, LLC

WATER OPERATING REVENUES, EXPENSES AND STATISTICS (Continued)

(Please indicate if metered amounts are in cubic feet measurements.)

(a)	No. of Customers		Gallons Sold 000's Omitted (d)	Revenue Amount (e)
	Beginning of Year (b)	End of Year (c)		
<u>Unmetered Sales of Water</u>				
3 Residential - Single Family	N/A		XXXX	
4 Residential - Apartments			XXXX	
5 Residential - Mobile Homes			XXXX	
6 Commercial			XXXX	
7 Other Sales to Public Authorities			XXXX	
8 Other (List explanation on page W-2a)			XXXX	
9 Total Unmetered Sales	-	-		\$ -
<u>Metered Sales of Water</u>				
10 5/8" Meter				
11 3/4" Meter				
12 1" Meter				
13 1 1/2" Meter				
14 2" Meter				
15 Other (List explanation on page W-2a)				
16 Total Metered Sales	-	-	-	\$ -
<u>Other Operating Revenues</u>				
17 Late Payment Fees				
18 Inspection Fees				
19 Reconnect Fees				
20 Rent Income				
21 Income from Merchandising, Jobbing & Contract Work (List explanation on page W-2a)				
22 Other Revenue (List explanation on page W-2a)				
23 Total Other Operating Revenues				\$ -
24 Total Operating Revenues *				\$ -
				(Total to Pg. W-1)

* Total Operating Revenues should match Statement of Revenue (MOPSC Assessment).

Indicates a link to another worksheet within workbook
Indicates formula cell(s)

(To be used when filing under seal.)

DETAILED EXPLANATION OF ITEMS

3 Page W-2, Line 8 Other \$
 ** Description Amount **

N/A		
Total (should match amount on Page W-2, Line 8)	\$	-

4 Page W-2, Line 15 Other \$
 ** Description Amount **

N/A		
Total (should match amount on Page W-2, Line 15)	\$	-

5 Page W-2, Line 21 Income (Merchandising, Jobbing, & Contract Work) \$
 ** Description Amount **

N/A		
Total (should match amount on Page W-2, Line 21)	\$	-

5 Page W-2, Line 22 Other Revenue \$
 ** Description Amount **

N/A		
Total (should match amount on Page W-2, Line 22)	\$	-

Indicates a link to another worksheet within workbook
 Indicates formula cell(s)

(To be used when filing under seal.)

1
2

For the calendar year of January 1 - December 31, 2011

Company Name: EMC of St. Charles County, LLC

WATER OPERATING REVENUES, EXPENSES AND STATISTICS (Continued)

(a)	Amount (b)
<i>Plant Operations Expenses</i>	
3 Repairs of Water Plant - Pump Repair	N/A
4 Repairs of Water Plant - Well Repair	
5 Repairs of Water Plant - Water Line Repair	
6 Repairs of Water Plant - Equipment Repair	
7 Repairs of Water Plant - Other (List explanation on Page W-3a)	
8 Fuel or Power Purchases for Pumping (i.e., Electric Bills, etc.)	
9 Chemicals	
10 Water Testing Expenses	
11 Other Plant Operations Expenses (List explanation on Page W-3a)	
12 Total Plant Operations Expenses	\$ -
	(Total to Page W-1)
<i>Tax Expenses</i>	
13 Tax Expense - Property Taxes	
14 Tax Expense - Payroll Taxes	
15 Tax Expense - Franchise Taxes	
16 Tax Expense - Other Taxes (List explanation on Page W-3a)	
17 Tax Expense - Federal Income Taxes	
18 Tax Expense - State Income Taxes	
19 Tax Expense - Investment Tax Credits	
20 Total Tax Expenses	\$ -
	(Total to Page W-1)

Indicates a link to another worksheet within workbook

Indicates formula cell(s)



(To be used when filing under seal.)

DETAILED EXPLANATION OF ITEMS

3 Page W-3, Line 7 Repairs of Water Plant - Other \$ -

** Description	Amount	**
N/A		
Total (should match amount on Page W-3, Line 7)	\$ -	

4 Page W-3, Line 11 Other Plant Operation Expenses \$ -

** Description	Amount	**
N/A		
Total (should match amount on Page W-3, Line 11)	\$ -	

5 Page W-3, Line 16 Tax Expense - Other Taxes \$ -

** Description	Amount	**
N/A		
Total (should match amount on Page W-3, Line 16)	\$ -	

Indicates a link to another worksheet within workbook
 Indicates formula cell(s)

(To be used when filing under seal.)

PUMPING AND PURCHASED WATER STATISTICS

(Omit 000's in reporting number of gallons or cubic feet of water. Use additional sheets if necessary.)

1
2 Company Name: _____
EMC of St. Charles County, LLC
For the calendar year of January 1 - December 31, 2011

3 4 5 6 7	Gallons Pumped Into System	Source of Supply (Please describe source below.)				Total of all Methods (a+b+c+d=e) (e)
		(a)	(b)	(c)	(d)	
(Please indicate whether measurement is gallons or cubic feet.)						
8	N/A					-
9						-
10						-
11						-
12						-
13						-
14						-
15						-
16						-
17						-
18						-
19						-
20	Total for Year	-	-	-	-	-

21 Maximum Quantity Supplied to the System in Any One Day: Minimum:

22 Range of Pressure in the Mains as Measured at the Highest Point on System:

If Water is Sold to Other Utilities for Resale, List Names, Addresses, Phone Numbers and Quantities Below:			
Name of Reseller	Address	Phone Number	Quantity
23			
24			
25			
26			

(To be used when filing under seal.)

Page W-4

Indicates a link to another worksheet within workbook
Indicates formula cell(s)

1
2 Company Name:

For the calendar year of January 1 - December 31, 2011
EMC of St. Charles County, LLC

WATER UTILITY PLANT IN SERVICE

Account Description (a)	Acct. No. (b)	Balance at Beginning of Year (c)	Additions During the Year (d)	Retirements During the Year (e)	Balance at End of Year (c+d-e) (f)
<u>Intangible Plant</u>					
3 Organization	301				\$ -
4 Franchise and Consents	302				\$ -
5 Miscellaneous Intangible Plant	303				\$ -
<u>Source of Supply Plant</u>					
6 Land and Land Rights	310				\$ -
7 Structures and Improvements	311				\$ -
8 Collecting and Impounding Reservoirs	312				\$ -
9 Lake, River, and Other Intakes	313				\$ -
10 Wells and Springs	314				\$ -
11 Infiltration Galleries and Tunnels	315				\$ -
12 Supply Mains	316				\$ -
13 Other Water Source Plant (List explanation on Page W-5a)	317				\$ -
<u>Pumping Plant</u>					
14 Land and Land Rights	320				\$ -
15 Structures and Improvements	321				\$ -
16 Boiler Plant Equipment	322				\$ -
17 Other Power Production Equipment (List explanation on Page W-5a)	323				\$ -
18 Submersible Electric Pumping	325.1				\$ -
19 High Service or Booster Pumps	325.2				\$ -
20 Diesel Pumping Equipment	326				\$ -
21 Hydraulic Pumping Equipment	327				\$ -
22 Other Pumping Equipment (List explanation on Page W-5a)	328				\$ -
<u>Water Treatment Plant</u>					
23 Land and Land Rights	330				\$ -
24 Structures and Improvements	331				\$ -
25 Water Treatment Equipment	332				\$ -
<u>Transmission and Distribution Plant</u>					
26 Land and Land Rights	340				\$ -
27 Structures and Improvements	341				\$ -
28 Distribution Reservoirs and Standpipes	342				\$ -
29 Transmission and Distribution Mains	343				\$ -
30 Fire Mains	344				\$ -
31 Services	345				\$ -
32 Meters	346				\$ -
33 Meter Installations	347				\$ -
34 Hydrants	348				\$ -
35 Other Transmission and Distribution Plant	349				\$ -
<u>General Plant</u>					
Note: USOA CLASS B and C are the same	B & C	D			
36 Land and Land Rights	389	370			\$ -
37 Structures and Improvements	390	371			\$ -
38 Office Furniture and Equipment	391	372			\$ -
39 Office Computer and Electronic Equipment	391.1	372.1			\$ -
40 Transportation Equipment	392	373			\$ -
41 Other General Equipment	none	379			\$ -
42 Stores Equipment	393	none			\$ -
43 Tools, Shop and Garage Equipment	394	none			\$ -
44 Laboratory Equipment	395	none			\$ -
45 Power-operated Equipment	396	none			\$ -
46 Communication Equipment	397	none			\$ -
47 Miscellaneous Equipment	398	none			\$ -
48 Other Tangible Property (List explanation on Page W-5a)	399	none			\$ -
49 Total Water Utility Plant In Service			\$ -	\$ -	\$ -
					(Total to Pages 4 & 9)

NOTE: All entries should be supported by records that identify the property being added or retired, its location, and its original cost in as much detail as reasonably possible. If adjustments are included in Columns "d" and/or "e", use additional sheets.

(To be used when filing under seal.)

DETAILED EXPLANATION OF ITEMS

3. Page W-5, Line 13 Other Water Source Plant

** Description	Amount	
N/A		
Total (should match amount on Page W-5, Line 13)	\$ -	

4. Page W-5, Line 17 Other Power Production Equipment

** Description	Amount	
N/A		
Total (should match amount on Page W-5, Line 17)	\$ -	

5. Page W-5, Line 22 Other Pumping Equipment

** Description	Amount	
N/A		
Total (should match amount on Page W-5, Line 22)	\$ -	

6. Page W-5, Line 48 Other Tangible Property

** Description	Amount	
N/A		
Total (should match amount on Page W-5, Line 48)	\$ -	

Indicates a link to another worksheet within workbook
 Indicates formula cell(s)

(To be used when filing under seal.)

DEPRECIATION RESERVE - WATER UTILITY PLANT

Acct. No. (b)	Annual Depreciation Rate %*** (g)	Depreciation Expense (f*g) (h)	Reserve Balance at Beginning of Year (i)	Retirement of Property			Other Charges** (m)	Reserve Balance at END of Year (h+i-j-k+l+m) (n)
				Book Cost of Plant Retired (j)	Cost of Removal* (k)	Salvage Credit* (l)		
Class B, C or D								
3	301	N/A		\$ -				\$ -
4	302			\$ -				\$ -
5	303			\$ -				\$ -
6	310			\$ -				\$ -
7	311			\$ -				\$ -
8	312			\$ -				\$ -
9	313			\$ -				\$ -
10	314			\$ -				\$ -
11	315			\$ -				\$ -
12	316			\$ -				\$ -
13	317			\$ -				\$ -
14	320			\$ -				\$ -
15	321			\$ -				\$ -
16	322			\$ -				\$ -
17	323			\$ -				\$ -
18	325.1			\$ -				\$ -
19	325.2			\$ -				\$ -
20	326			\$ -				\$ -
21	327			\$ -				\$ -
22	328			\$ -				\$ -
23	330			\$ -				\$ -
24	331			\$ -				\$ -
25	332			\$ -				\$ -
26	340			\$ -				\$ -
27	341			\$ -				\$ -
28	342			\$ -				\$ -
29	343			\$ -				\$ -
30	344			\$ -				\$ -
31	345			\$ -				\$ -
32	346			\$ -				\$ -
33	347			\$ -				\$ -
34	348			\$ -				\$ -
35	349			\$ -				\$ -
36	B & C	D						
37	389	370		\$ -				\$ -
38	390	371		\$ -				\$ -
39	391	372		\$ -				\$ -
40	391.1	372.1		\$ -				\$ -
41	392	373		\$ -				\$ -
42	none	379		\$ -				\$ -
43	393	none		\$ -				\$ -
44	394	none		\$ -				\$ -
45	395	none		\$ -				\$ -
46	396	none		\$ -				\$ -
47	397	none		\$ -				\$ -
48	398	none		\$ -				\$ -
49	Total			\$ -	\$ -	\$ -	\$ -	\$ -

(Total to Pg. 9 & Pg. W-1)


(Total to Pg. 4)

NOTE: Amounts included in Column "j" should be the same as in Column "e" on the preceding page. Also, Annual Depreciation Expense is equal to Column "f" from preceding page multiplied by Column "g" found on this page.

* All entries included in Columns "k" and "l" should be supported by records that identify the property retired and the cost of removal or salvage is as much detail as reasonably possible.

** Report the details for these entries. Use additional sheets if necessary.

*** Annual Depreciation Expense must be calculated separately. This total should be calculated based upon actual in-service and retirement date(s) of new equipment and retirements during the period.



Indicates a link to another worksheet within workbook

(To be used when filing under seal.)

Indicates formula cell(s)

1
2

For the calendar year of January 1 - December 31, 2011
Company Name: EMC of St. Charles County, LLC

PUMPS

Manufacturer and Type (i.e., High Service, Well, Standby, etc.)	Capacity	Date Installed	Date of Last Motor Replacement	Date of Last Pump Replacement
N/A				

3
4
5
6
7
8
9
10
11
12

Page W-7a

[Empty box]

(To be used when filing under seal.)

1
2

For the calendar year of January 1 - December 31, _____ 2011

Company Name: _____ EMC of St. Charles County, LLC

WELLS

13	Number:	Number:	Number:	Number:
14 Description (i.e., Deep, Artisan, Spring, etc.)	N/A			
15 Year Constructed				
16 Type of Construction				
17 Type of Casing				
18 Depth and Diameter of Well				
19 Yield of Well in Gallons per day				
20 Chemicals (i.e., Provide Type, Cost and Quantities of Each):				
21 Type -				
22 Cost -				
23 Quantity -				

Page W-7 (Part 2)

(To be used when filing under seal.)

METERS AND METER SETTINGS

Customer Class (a)	Meter Size (b)	Total at Beginning of Year (c)	Total No. of Additions (d)	Total No. Removed or Disconnected (e)	Total at End of Year (f)	Total No. Owned by Customers at End of Year (g)
3 Residential:		N/A				
4						
5						
6						
7 Other Customers:						
8						
9						
10 Total in Use by Customers	XXXXXX	-	-	-	-	-
11 Not in Use (i.e., Inventory)						XXXXXX
12						XXXXXX
13						XXXXXX
14 Total Meters	XXXXXX	-	-	-	-	-

STORAGE FACILITIES

Type of Storage (i.e., Pneumatic, Ground, Standpipes, Elevated Tanks, etc.) (a)	Construction Material (b)	Last Date Painted if Applicable (indicate interior or exterior) (c)	Capacity (d)
15			
16			
17			
18			
19			

Indicates formula cell(s)

(To be used when filing under seal.)

2 Company Name:

EMC of St. Charles County, LLC

1 For the calendar year of January 1 - December 31, 2011

MAINS (measurement in feet)

	Kind of Pipe (i.e., cast iron, galvanized, iron, plastic, etc.) (a)	Diameter of Pipe (b)	Total at Beginning of Year (c)	Total Additions During the Year (d)	Total Removed or Abandoned During the Year (e)	Total at End of Year (f)
3	N/A					-
4						-
5						-
6						-
7						-
8						-
9						-
10						-
11						-
12						-
13						-
14						-
15						-
16	Total Mains		-	-	-	-

SERVICES AVAILABLE FOR USE (from Main to Property Line)

Size and Description by Type of Material (i.e., iron, copper, plastic, etc.) (a)	Owned by Utility				Total No. Owned by Customers at End of Year (f)
	Total No. at Beginning of Year (b)	Total No. of Additions (c)	Total No. Retired or Abandoned (d)	Total No. at End of Year (e)	
In Use:					
15 N/A					-
16					-
17					-
18					-
For Future Use:					
19					-
20					-
21					-
22					-
23 Total of All Services	-	-	-	-	-

2 Company Name:

EMC of St. Charles County, LLC

For the calendar year of January 1 - December 31, 2011

Indicates formula cell(s)

(To be used when filling under seal.)

1

For the calendar year of January 1 - December 31, 2011

2 Company Name:

EMC of St. Charles County, LLC

SEWER OPERATING REVENUES, EXPENSES AND STATISTICS

(a)	Amount (b)
3 Total Operating Revenues (From Page S-2)	\$ 7,000.00
<u>Operating Expenses</u>	
4 Salaries & Wages (From Page 7)	\$ -
5 Employee Pensions and Benefits	
6 Purchased Water	
7 Plant Operations Expenses (From Page S-3)	\$ 87,718.00
8 Billing Expenses	
9 Supplies and Expenses	
10 Transportation Expenses	
11 Rent Expense (List explanation on Page S-1a)	
12 Insurance Expense	
13 Outside Services Employed (i.e., Legal, Accounting, etc.) (From Page 8)	\$ -
14 Regulatory Commission Expenses	\$ 643.00
15 Uncollectible Expenses (From Page 6)	\$ -
16 Depreciation Expense (From Page S-5)	\$ -
17 Amortization of Contributions in Aid of Construction (Page 9)	\$ -
18 Amortization Expense	
19 Tax Expenses (From Page S-3)	\$ 35,593.00
20 Interest Expense (From Page 10)	\$ -
21 Other Expenses (List explanation on Page S-1a)	
22 Total Operating Expenses	\$ 123,954.00
23 Net Income (Loss: This number should be negative as it is an offset to depreciation expense)	\$ (116,954.00)

Indicates a link to another worksheet within workbook

Indicates formula cell(s)

(To be used when filing under seal.)

1 For the calendar year of January 1 - December 31, 2011
 2 Company Name: EMC of St. Charles County, LLC

DETAILED EXPLANATION OF ITEMS


3 Page S-1, Line 11 Repairs of Water Plant - Other \$ -

** Description	Amount	**
N/A		
Total (should match amount on Page S-1, Line 11)	\$ -	

4 Page S-1, Line 21 Other Expenses \$ -

** Description	Amount	**
N/A		
Total (should match amount on Page S-1, Line 21)	\$ -	

Indicates a link to another worksheet within workbook
 Indicates formula cell(s)



(To be used when filing under seal.)

SEWER OPERATING REVENUES, EXPENSES AND STATISTICS (Continued)

(Please indicate if metered amounts are in cubic feet measurements.)

(a)	No. of Customers		Gallons Sold 000's Omitted (d)	Revenue Amount (e)
	Beginning of Year (b)	End of Year (c)		
<i>Flat Rate Sales</i>				
3 Residential - Single Family	19	20	XXXX	\$ 7,000.00
4 Residential - Apartments			XXXX	
5 Residential - Mobile Homes			XXXX	
6 Commercial			XXXX	
7 Other Sales to Public Authorities			XXXX	
8 Other (List explanation on Page S-2a)			XXXX	
9 Total Unmetered Sales	19	20	XXXX	\$ 7,000.00
<i>Metered Sales Based on Water Usage</i>				
10 Commercial				\$ -
11 Other Sales to Public Authorities				
12 Other (List explanation on Page S-2a)				
13 Total Metered Sales	-	-	-	\$ -
<i>Other Operating Revenues</i>				
14 Late Payment Fees				\$ -
15 Inspection Fees				
16 Reconnect Fees				
17 Rent Income				
18 Income from Merchandising, Jobbing & Contract Work (List explanation on Page S-2a)				
19 Other Revenue (List explanation on Page S-2a)				
20 Total Other Operating Revenues				\$ -
21 Total Operating Revenues *				\$ 7,000.00
				(Total to Pg. S-1)

* Total Operating Revenues should match Statement of Revenue (MOPSC Assessment).

Indicates a link to another worksheet within workbook
 Indicates formula cell(s)

(To be used when filing under seal.)

DETAILED EXPLANATION OF ITEMS

3 Page S-2, Line 8 Other

** Description	Amount	**
N/A		
Total (should match amount on Page S-2, Line 8)	\$ -	

4 Page S-2, Line 12 Other

** Description	Amount	**
N/A		
Total (should match amount on Page S-2, Line 12)	\$ -	

5 Page S-2, Line 18 Income (Merchandising, Jobbing, & Contract Work)

** Description	Amount	**
N/A		
Total (should match amount on Page S-2, Line 18)	\$ -	

5 Page S-2, Line 19 Other Revenue

** Description	Amount	**
N/A		
Total (should match amount on Page S-2, Line 19)	\$ -	

Indicates a link to another worksheet within workbook
 Indicates formula cell(s)

(To be used when filing under seal.)

SEWER OPERATING REVENUES, EXPENSES AND STATISTICS (Continued)

(a)	Amount (b)
<u>Plant Operations Expenses</u>	
3 Contracted Maintenance Expenses	\$ 87,718.00
4 Repairs of Sewer Plant - Pump Repair	
5 Repairs of Sewer Plant - Treatment Repair	
6 Repairs of Sewer Plant - Collecting Sewers and Manhole Repair	
7 Repairs of Sewer Plant - Equipment Repair	
8 Repairs of Sewer Plant - Other (List explanation on Page S-3a)	
9 Utility Bills	
10 Chemicals	
11 Sludge Hauling Expenses	
12 Effluent Testing Expenses	
13 Other Plant Operations Expenses (List explanation on Page S-3a)	
14 Total Plant Operations Expenses	\$ 87,718.00
	(Total to Page S-1)
<u>Tax Expenses</u>	
15 Tax Expense - Property Taxes	\$ 35,593.00
16 Tax Expense - Payroll Taxes	
17 Tax Expense - Franchise Taxes	
18 Tax Expense - Other Taxes (List explanation on Page S-3a)	
19 Tax Expense - Federal Income Taxes	
20 Tax Expense - State Income Taxes	
21 Tax Expense - Investment Tax Credits	
22 Total Tax Expenses	\$ 35,593.00
	(Total to Page S-1)

Indicates formula cell(s)

(To be used when filing under seal.)

DETAILED EXPLANATION OF ITEMS

3. Page S-3, Line 8 Repairs of Sewer Plant - Other \$ -

** Description	Amount	**
N/A		
Total (should match amount on Page S-3, Line 8)	\$ -	

4. Page S-3, Line 13 Other Plant Operations Expenses \$ -

** Description	Amount	**
N/A		
Total (should match amount on Page S-3, Line 13)	\$ -	

5. Page S-3, Line 18 Tax Expense - Other Taxes \$ -

** Description	Amount	**
N/A		
Total (should match amount on Page S-3, Line 18)	\$ -	

Indicates a link to another worksheet within workbook
 Indicates formula cell(s)

(To be used when filing under seal.)

SEWER UTILITY PLANT IN SERVICE

Account Description (a)	Acct. No. (b)		Balance at Beginning of Year (c)	Additions During the Year (d)	Retirements During the Year (e)	Balance at End of Year (c+d-e) (f)
	CLASS B	CLASS C & D				
<u>Intangible Plant</u>						
3 Organization	301	301				\$ -
4 Franchise and Consents	302	302				\$ -
5 Miscellaneous Intangible Plant	303	303				\$ -
<u>Land and Structures</u>						
6 Land and Land Rights	none	310				\$ -
7 Structures and Improvements	none	311				\$ -
<u>Collection Plant</u>						
8 Land and Land Rights	350	none				\$ -
9 Structures and Improvements	351	none				\$ -
10 Collection Sewer - Force	352.1	352.1				\$ -
11 Collection Sewer - Gravity	352.2	352.2				\$ -
12 Other Collection Plant Facilities (List explanation on Page S-4a)	353	353				\$ -
13 Services to Customers	354	354				\$ -
14 Flow Measuring Devices	355	355				\$ -
<u>Pumping Plant</u>						
16 Land and Land Rights	360	none				\$ -
16 Structures and Improvements	361	none				\$ -
17 Receiving Wells and Pump Pits	362	362				\$ -
18 Pumping Equipment	363	363				\$ -
<u>Treatment and Disposal</u>						
19 Land and Land Rights	370	none				\$ -
20 Structures and Improvements	371	none				\$ -
21 Oxidation Lagoon	none	372				\$ -
22 Treatment and Disposal Equipment	372	373				\$ -
23 Sewer Collection (Septic) Tanks	372.1	373.1				\$ -
24 Plant Sewer	373	374				\$ -
25 Outfall Sewer Lines	374	375				\$ -
26 Other Treatment and Disposal Plant Equipment (List explanation on Page S-4a)	375	376				\$ -
<u>General Plant</u>						
27 Land and Land Rights	389	none				\$ -
28 Structures and Improvements	390	none				\$ -
29 Office Furniture and Equipment	391	391				\$ -
30 Computer and Electronic Office Equipment	391.1	391.1				\$ -
31 Transportation Equipment	392	392				\$ -
32 Other General Equipment (List explanation on Page S-4a)	none	393				\$ -
33 Stores Equipment	393	None				\$ -
34 Tools Shop and Garage Equipment	394	None				\$ -
35 Laboratory Equipment	395	None				\$ -
36 Power Operated Equipment	396	None				\$ -
37 Communications Equipment	397	None				\$ -
38 Total Sewer Utility Plant In Service			\$ -	\$ -	\$ -	\$ -

(Total to Pages 4 & 9)

NOTE: All entries should be supported by records that identify the property being added or retired, its location, and its original cost in as much detail as reasonably possible. If adjustments are included in Columns "d" and/or "e", please explain below. Use additional sheets if necessary.

39 Explanation: No investment in plant, since wastewater is being pumped and hauled due to low flow volume.

Indicates a link to another worksheet within workbook
Indicates formula cell(s)

(To be used when filing under seal.)

2 Company Name: EMC of St. Charles County, LLC

DETAILED EXPLANATION OF ITEMS

3. Page S-4, Line 12 Other Collection Plant Facilities \$ -

** Description	Amount	**
N/A		
Total (should match amount on Page S-4, Line 12)	\$ -	

4. Page S-4, Line 26 Other Treatment & Disposal Plant Equipment \$ -

** Description	Amount	**
N/A		
Total (should match amount on Page S-4, Line 26)	\$ -	

5. Page S-4, Line 32 Other General Equipment \$ -

** Description	Amount	**
N/A		
Total (should match amount on Page S-4, Line 32)	\$ -	

Indicates a link to another worksheet within workbook
 Indicates formula cell(s)

(To be used when filing under seal.)

DEPRECIATION RESERVE - SEWER UTILITY PLANT

	Acct. No. (b)		Annual Depreciation Rate % (g)	Annual Depreciation Expense ((g) (h)***)	Reserve Balance at Beginning of Year (i)	Retirement of Property			Other Charges (m)**	Reserve Balance at End of Year (h+i-j-k+l+m) (n)
	CLASS B	CLASS C & D				Book Cost of Plant Retired (j)	Cost of Removal (k)*	Salvage Credit (l)*		
3	301	301	N/a			\$ -				\$ -
4	302	302				\$ -				\$ -
5	303	303				\$ -				\$ -
6	none	310				\$ -				\$ -
7	none	311				\$ -				\$ -
8	350	none				\$ -				\$ -
9	351	none				\$ -				\$ -
10	352.1	352.1				\$ -				\$ -
11	352.2	352.2				\$ -				\$ -
12	353	353				\$ -				\$ -
13	354	354				\$ -				\$ -
14	355	355				\$ -				\$ -
15	360	none				\$ -				\$ -
16	361	none				\$ -				\$ -
17	362	362				\$ -				\$ -
18	363	363				\$ -				\$ -
19	370	none				\$ -				\$ -
20	371	none				\$ -				\$ -
21	none	372				\$ -				\$ -
22	372	373				\$ -				\$ -
23	372.1	373.1				\$ -				\$ -
24	373	374				\$ -				\$ -
25	374	375				\$ -				\$ -
26	375	376				\$ -				\$ -
27	389	none				\$ -				\$ -
28	390	none				\$ -				\$ -
29	391	391				\$ -				\$ -
30	391.1	391.1				\$ -				\$ -
31	392	392				\$ -				\$ -
32	none	393				\$ -				\$ -
33	393	None				\$ -				\$ -
34	394	None				\$ -				\$ -
35	395	None				\$ -				\$ -
36	396	None				\$ -				\$ -
37	397	None				\$ -				\$ -
38			Total	\$ -	\$ -	\$ -	\$ -	\$ -	\$ -	\$ -

(Total to Pg 9 & Pg S-1)

(Total to Pg. 4)

Indicates a link to another worksheet within workbook
 Indicates formula cell(s)

(To be used when filing under seal.)

2 Company Name: EMC of St. Charles County, LLC

GENERAL INFORMATION

3 Treatment Facilities - Please describe process.

MBR plant, but plant has never operated due to insufficient amount of food available to sustain operation. Therefore, the type of operation is a "Pump & Haul". Wastewater is stored and aerated in the plant until it can be hauled to another location for processing and discharge.

4 Was your treatment plant: constructed in place OR purchased as a package unit?

5 Were your lift stations: constructed in place OR purchased as a package unit?

6 What is the designated capacity of your treatment facilities? 150,000 gallons/day

7 What percent of designed capacity is currently being utilized? 0%

8 Please describe the treatment process for liquid waste.

Waste is collected and aerated until enough is in the plant to be pumped out and transported to a MO DNR permitted facility.

9 Please describe the treatment process for waste solids.

None being generated or hauled away

10 Where is the point of discharge for liquid waste?

The liquid waste is being transported to The City of Moscow Mills WWTP for processing and discharge.

11 What is the ultimate disposal of waste solids and how obtained?

None being generated or hauled away

12 List any equipment failures occurring during the year. Please state when failure occurred and briefly describe the failure and corrective measures taken.

None

COLLECTING SEWERS (measurement in feet)

	Kind of Pipe (i.e. Cast Iron, VCP, PVC, etc.) (a)	Diameter of Pipe (b)	Total No. at Beginning of Year (c)	Total No. of Additions During the Year (d)	Removed or Abandoned During the Year (e)	Total No. at End of Year (f)
13	Force:					
14						
15	Gravity:					
16	PVC	8"	3800			3800
17						

LIFT STATIONS

	Pumps: Name, Size, Type	Location	H.P.	GPM	TDH
18	None				
19					
20					

(To be used when filling under seal.)

VERIFICATION

The foregoing report must be verified by the oath of the President, Treasurer, General Manager or Receiver of the company. The oath required may be taken before any person authorized to administer an oath (Notary Public) by the laws of the State in which the same is taken.

OATH

State Of Missouri }

County Of St. Charles }

ss:

John Faford
Name of Affiant (Company Official/Representative)

makes oath and says that

s/he is Finance Director
Official Title of the Affiant (Company Official/Representative)

of EMC of St. Charles County, LLC
Exact Legal Title or Name of the Respondent (Certificated Company Name)

and is located at 1001 Boardwalk Springs Place, Suite 100, O'Fallon, MO 63368
Address and Telephone Number of the Affiant (Company Official/Representative)


that s/he has examined the foregoing report; that to the best of his or her knowledge, information, and belief, all statements of fact contained in the said report are true and the said report is a correct statement of the business and affairs of the above-named respondent.

from January 1, 2011, to and including December 31, 2011
Month/Day Year Month/Day Year

John Faford
Signature of Affiant (Company Official/Representative)

Subscribed and sworn to before me, a Notary Public, in and for the State and County above named,

this 27th day of March, 2012.



July 5, 2016
Lynn P. Battschinger #2346130
Signature of Notary Public

Missouri Revised Statutes § 392.210 or §393.140