

VALLEY WOODS WATER COMPANY, INC

Company Full Certificated Name (Do not abbreviate and include any Commission approved
AKA/DBA/Fictitious Name, if applicable.)

FILED²

APR 07 2010

WATER and/or SEWER ANNUAL REPORT

Missouri Public
Service Commission

SMALL COMPANY

TO THE

MISSOURI PUBLIC SERVICE COMMISSION

For the Calendar Year of
January 1 - December 31, 2009

Please select how the company is certificated with the Commission under the
Company Name as shown above (check all that apply):

☒ Water Service Provider

☒ Sewer Service Provider

Please choose one of the following filing options:

☒ **Public Submission** (NOT Highly Confidential)

☐ **Non-Public Submission** (Highly Confidential / Filed Under Seal)
For this filing to be considered Highly Confidential, additional submission of
materials is required pursuant to Commission rule 4 CSR 240-3.335 and/or 4 CSR
240-3.640, Section 392.210, RSMo., and/or Section 393.140, RSMo.



2 Company Name:

VALLEY WOODS WATER COMPANY, INC

Parent Company Name:
(if applicable)

3 Company Street Address:

999 Mulberry Rd. Highlandville Mo 65669

4 Company Mailing Address:

999 Mulberry Rd., Highlandville Mo 65669

5 Company Phone Number:

417-443-7633

Company

E-mail

Address:

wlanceharris@aol.com

Name, address, phone number and e-mail of person(s) to contact concerning information contained in this report:

6	Vona L Harris	William L Harris
	Name	Name
7	999 Mulberry Rd.	999 Mulberry Rd
	Mailing Address	Mailing Address
7a	999 Mulberry Rd.	999 Mulberry Rd.
	Street Address	Street Address
8	Highlandville MO 65669	Highlandville MO 65669
	City State Zip	City State Zip
9	417-443-7633	417-443-7633
	Telephone Number	Telephone Number
10	wlanceharris@aol.com	wlanceharris@aol.com
	E-mail Address	E-mail Address

Name, address, phone number and e-mail address of person(s) to contact concerning plant operations:

11	William L Harris	Vona Harris
	Name	Name
12	999 Mulberry Rd	999 Mulberry Rd.
	Mailing Address	Mailing Address
12a	999 Mulberry Rd	999 Mulberry Rd
	Street Address	Street Address
13	Highlandville MO 65669	Highlandville MO 65669
	City State Zip	City State Zip
14	417-443-7633	417-4437633
	Telephone Number	Telephone Number
15	wlanceharris@aol.com	wlanceharris@aol.com
	E-mail Address	E-mail Address

Please provide the total company and gross intrastate operating revenues (i.e. Missouri Jurisdictional) Revenues
for the Calendar Year: 2009**Water Revenues**

	MO Jurisdictional	Total Company
16 Operating Revenues from Tariffed Services	\$ 6,800.00	\$ 6,800.00
17 Other Revenues	\$ 240.00	\$ 240.00
18 TOTAL REVENUES	\$ 7,040.00	\$ 7,040.00

MO Jurisdictional should match Statement of Revenue (MoPSC Assessment).

Sewer Revenues

	MO Jurisdictional	Total Company
19 Operating Revenues from Tariffed Services	\$ 10,050.00	\$ 10,050.00
20 Other Revenues	\$ 446.00	\$ 446.00
21 TOTAL REVENUES	\$ 10,496.00	\$ 10,496.00

MO Jurisdictional should match Statement of Revenue (MoPSC Assessment).

Company Name:

VALLEY WOODS WATER COMPANY, INC

CAPITAL STOCK (COMMON AND DEFERRED)

Class and Series of Stock (a)	Number of Shares Authorized (b)	Par or Stated Value Per Share (c)	Number of Shares Issued (d)
Common # 1-4	30,000	\$ 1.00	25,600

SECURITY HOLDERS AND VOTING POWERS

Report below the NAMES and ADDRESS of the ten stockholders who, at the end of the year, had the greatest voting powers in the respondent. AND STATE THE NUMBER OF VOTES each would have had a right to cast on that date. If any such holder held in trust, give the nature of the trust and the beneficial owner. Show also total votes of ALL securities with voting powers.

Names and Addresses (a)	Number of Votes (b)
William L Harris, 999 Mulberry Rd, Highlandville Mo 65669	1
Vona L Harris, 999 Mulberry Rd., Highlandville Mo 65669	1

Total Number of Votes Held by Above

2

Total Number of Votes of all Securities with Voting Powers

Identify the principal or general officers of the company at the end of the year. Please include an additional sheet, if enough space is not provided on this page, to completely provide the requested information.

Title of General Officer	Name of Person Holding Office
Director	Vona L Harris
Secretary	Vona L Harris
President	William L Harris

Please check all of the following for which the company has filed / is current:

- ☒ Secretary of State Requirements
 ☒ Federal Tax Return
☒ Department of Natural Resources Permits
 ☒ State Tax Return

Please list your most recent rate increase request Case No. and effective date.

Case No.: SR-2002-475

Effective Date: 05/16/2002

Case No: WR-2010-0139 } pending
 SR-2010-0140 }

1

For the calendar year of January 1 - December 31, 2009

2 Company Name:

VALLEY WOODS WATER COMPANY, INC

Describe MAJOR transactions occurring during the year which will have a major effect on operations, such as rate changes, replacement of equipment and other abnormal cash expenditures of \$250 or more.

3 We extended sewer lines to the trailer park adjacent to the sub-division. This was a Contribution in aids to

4 construction and is so entered.

5

6

7

8

9

10

11

12

13

14

15

16

17

18

19

20

21

22

23

24

25

27

28

29

30



1

For the calendar year of January 1 - December 31, 2009

2 Company Name:


VALLEY WOODS WATER COMPANY, INC

BALANCE SHEET
WATER AND SEWER OPERATIONS
ASSETS

	Account Description (a)	Amount (b)
3	Water Plant In Service (From Pg. W-5)	\$94,151.00
4	LESS: Water Depreciation Reserve (From Pg. W-6)	\$25,516.00
5	Net Water Plant in Service (i.e., Water Plant In Service MINUS Water Depreciation Reserve)	\$68,635.00
6	Water Materials and Supplies (From Pg. 11)	
7	Water Construction Work in Progress	
8	Water Plant Held for Future Use *	
9	Water Plant Acquisition Adjustment	
10	Sewer Plant in Service (From Pg. S-4)	\$170,867.00
11	LESS: Sewer Depreciation Reserve (From Pg. S-5)	\$39,272.00
12	Net Sewer Plant in Service (i.e., Sewer Plant in Service MINUS Sewer Depreciation Reserve)	\$131,595.00
13	Sewer Materials and Supplies (From Pg. 11)	
14	Sewer Construction Work in Progress	
15	Sewer Plant Held for Future Use *	
16	Sewer Plant Acquisition Adjustment	
17	Other Plant *	
18	Cash	403
19	Other Assets (Accounts Receivable, etc.) *	
20	Total Assets**	\$ 200,633.00

* Please attach a detailed explanation for these items.

** Total Assets should balance with Total Equity and Liabilities on Page 5 (see instructions).
 Difference between Equity & Liabilities and Assets (from Pg 5)



2 Company Name:

VALLEY WOODS WATER COMPANY, INC

BALANCE SHEET
WATER AND SEWER OPERATIONS
EQUITY AND LIABILITIES

Account Description (a)	Amount (b)
3 Capital Stock	\$25,600.00
4 Retained Earnings	\$28,341.00
5 Long-Term Debt to Affiliates (owners, other owner controlled companies, etc.)	\$65,964.00
6 Short-Term Debt to Affiliates (owners, other owner controlled companies, etc.)	
7 Long-Term Debt (banks, etc.)	
8 Short-Term Debt (banks, etc.)	
9 Water Customer Deposits	\$75.00
10 Water Advances for Construction	
11 Water CIAC (From Pg. 9)	\$39,974.00
12 LESS: Water Amortization of CIAC (From Pg. 9)	\$12,857.00
13 Net Water CIAC (i.e., Water CIAC MINUS Water Amortization of CIAC)	27,117.00
14 Sewer Customer Deposits	
15 Sewer Advances for Construction	
16 Sewer CIAC (From Pg. 9)	\$65,224.00
17 LESS: Sewer Amortization of CIAC (From Pg. 9)	\$11,688.00
18 Net Sewer CIAC (i.e., Sewer CIAC MINUS Sewer Amortization of CIAC)	53,536.00
19 Deferred Taxes - ITC	
20 Deferred Taxes - Other *	
21 Other Liabilities (Accounts Payable, etc.) *	
22 Total Equity and Liabilities**	200,633.00

* Please attach a detailed explanation for these items.

** Total Equity and Liabilities should balance with Total Assets on Page 4 (see instructions).
Difference between Equity & Liabilities and Assets (from Pg 4)



1

For the calendar year of January 1 - December 31, 2009

2 Company Name:

VALLEY WOODS WATER COMPANY, INC

SCHEDULE OF UNCOLLECTIBLE ACCOUNTS

Account No. (a)	Describe customer account and methods used to attempt collection. Also, state why account is deemed uncollectible (bankruptcy, etc.) (b)	Amount Written Off	
		Water Utility (c)	Sewer Utility (d)
3 133-TC	Moved left no forwarding address	\$10.00	\$13.00
4			
5			
6			
7			
8			
9			
10			
11			
12			
13			
14			
15			
16			
17			
18			
19			
20			
21			
22			
23			
24			
25			
26			
27			
28			
29			
30			
31	Total	\$10.00	\$13.00
		(Total to Pg. W-1)	(Total to Pg. S-1)

PAYROLL INFORMATION

INSTRUCTIONS: Please provide names, titles and salaries for all officers and employees. Show total compensation paid to each during the year. Include all amounts including bonuses and other allowances. Enter "0" or none where applicable. Provide explanations where necessary. Use additional sheets if necessary.

	Name and Title (a)	Payroll Charged To:			Capitalized Payroll (e)
		Total Utility Compensation (b)	Water Expense (c)	Sewer Expense (d)	
3	William L Harris- operator	\$5,689.00	\$2,947.00	\$2,742.00	
4	Vona L Harris - Secretary	\$1,865.00	\$944.00	\$921.00	
5	Sherry Campbell - Operator	\$238.00	\$144.00	\$94.00	
6	Ace LeFer	\$32.00	\$0.00	\$32.00	
7					
8					
9					
10					
11					
12					
13					
14					
15					
16					
17					
18					
19	Total	\$7,824.00	\$4,035.00	\$3,789.00	
			(Total to Page W-1)	(Total to Page S-1)	

Company Name VALLEY WOODS WATER COMPANY, INC

For the calendar year of January 1 - December 31 2009

PAYMENTS FOR SERVICES RENDERED BY OTHER THAN EMPLOYEES

INSTRUCTIONS: Report below all information concerning rate, management, construction, engineering, research, financial, valuation, legal, accounting, purchasing, advert relations, public relations, or other similar professional services rendered the respondent under written or verbal arrangements, for which total payments during the year to a corporation, partnership, individual (other than for services as an employee) or organization of any kind whatsoever. Use additional sheets if necessary.

	Name of Recipient and Description of Service (a)	Amount of Payments:			
		Water		Sewer	
		Expensed (b)	Capitalized (c)	Expensed (d)	Capitalized (e)
3	Fenley excavating	\$0.00		\$ 225.00	
4	John Brixley	\$125.00			
5					
6					
7					
8					
9					
10					
11					
12					
13					
14					
15					
16					
17					
18					
19	Total	\$125.00		\$ 225.00	
		(Total to Page W-1)		(Total to Page S-1)	

2 Company Name: VALLEY WOODS WATER COMPANY, INC

For the calendar year of January 1 - December 31, 2009

2 Company Name:

VALLEY WOODS WATER COMPANY, INC

CONTRIBUTIONS IN AID OF CONSTRUCTION

INSTRUCTIONS: This account shall include donations or contributions in cash, services, or property for construction purposes. The records of this account shall be so kept that the utility can furnish information as to the purpose of each donation, the conditions, if any, upon which it was made and the amount applicable to each utility department. The credits (deductions) to this account shall not be transferred to any other account with Commission.

(a)		Water (b)	Sewer (c)
3	Balance at Beginning of Year	\$39,384.00	\$51,957.00
4	PLUS: Additions During the Year (Please provide a detailed explanation.)		
5	Extended sewer lines-130L of 6" pvc, 1 manhole, 5 connection and 1 6" cleanout		
6	and dirt work to trailer park		\$11,067.00
7	2 sewer hookups and two water hookup	\$590.00	\$2,200.00
8			
9			
10	Total Additions	\$590.00	\$13,267.00
11	LESS: Deductions During the Year (Please provide a detailed explanation.)		
12			
13			
14	Retire and cap off service connection, but no connection fee money returned = no entry here		
15			
16	Total Deductions	\$0.00	\$0.00
17	Balance at End of Year	\$39,974.00	65,224.00
		(Total to Pg. 5)	(Total to Pg. 5)

AMORTIZATION OF CONTRIBUTIONS IN AID OF CONSTRUCTION

(Please identify as Account Number 271A)

(a)		Water (b)	Sewer (c)
18	Balance at First of Year (Total of Amortization not Total of CIAC line 3)	\$ 11,458.00	\$ 9,156.00
19	Total Contributions in Aid at End of Year (see above)	\$ 39,974.00	\$ 66,014.00
20	Total Plant in Service at End of Year (From Page W-5 or S-4)	\$ 94,151.00	\$ 170,867.00
21	Percentage Contributions to Plant	\$ 0.42	\$ 0.38
22	Total Depreciation Expense (From Page W-6 or S-5)	\$ 3,330.00	\$ 6,662.00
23	Total Amortization of Contributions	\$ 1,399.00	\$ 2,532.00
24	Balance at End of Year	\$ 12,857.00	\$ 11,688.00
		(Total to Pg. 5)	(Total to Pg. 5)

INTEREST EXPENSE, NOTES PAYABLE, BONDS, BANK LOANS AND OTHER DEBTS

INSTRUCTIONS: Please report information for each separate item of debt. Show principal amount to which each interest rate applies. Include all items on which interest was paid during the year. Use additional sheets if necessary.


2 Company VALLEY WOODS WATER COMPANY, INC

For the calendar year of January 1 - December 31, 2009

	Description of Obligation (Include Name and Address of Each Lender) (a)	Origination Date (b)	Frequency of Payments (Semi-Monthly, Monthly, Quarterly Annually,, etc.) (c)	Date of Maturity (d)	Loan Amount (e)	Interest Rate (f)	Is Interest Rate Fixed or Variable? (g)	Interest Charged To:		
								Paid (h)	Water Utility (i)	Sewer Utility (j)
3	William and Vona Harris, Highlandville MO 65669	07/21/05			\$14,177.00		variable			
4		12/27/05			\$36,000.00		variable			
5		11/28/06			\$4,500.00		variable			
6		01/01/07			\$9,000.00		variable			
7		01/01/08			\$1,937.00		variable			
8		01/01/08			\$350.00		variable			
9	Interest Paid in 2009						variable	\$ 1,000.00	\$ 400.00	\$600.00
10										
11										
12										
13										
14										
15										
16										
17										
18	Total				\$ 65,964.00			\$1,000.00	\$ 400.00	\$ 600.00
									(Total to Pg. W-1)	(Total to Pg. S-1)

19. If the answer to column (g) is variable, please explain the method used for the interest rate calculation below with corresponding line number from above.

Interest was paid as funds were available- Bank interest for most of the year was 3.75%



2 Company Name:

VALLEY WOODS WATER COMPANY, INC

SCHEDULE OF MATERIALS AND SUPPLIES AVAILABLE AT THE END OF THE YEAR

	Description of Items (Pipe, Meters, Fittings, Valves, Gas, etc.) (a)	Water		Sewer	
		Quantity (b)	Amount (c)	Quantity (d)	Amount (e)
3					
4					
5					
6					
7					
8					
9					
10					
11					
12					
13					
14					
15					
16					
17					
18					
19					
20					
21					
22					
23					
24					
25	Total				
			(Total to Pg. 4)		(Total to Pg. 4)

1

For the calendar year of January 1 - December 31, 2009

2 Company Name: VALLEY WOODS WATER COMPANY, INC

WATER OPERATING REVENUES, EXPENSES AND STATISTICS

(a)	Amount (b)
3 Total Operating Revenues (From Page W-2)	\$7,040.00
<u>Operating Expenses</u>	
4 Salaries & Wages (From Page 7)	\$4,035.00
5 Employee Pensions and Benefits	
6 Purchased Water	
7 Plant Operations Expenses (From Page W-3)	\$1,563.00
8 Billing Expenses	\$436.00
9 Supplies and Expenses	
10 Transportation Expenses	\$344.00
11 Rent Expense *	
12 Insurance Expense	\$220.00
13 Outside Services Employed (i.e., Legal, Accounting, etc.) (From Page 8)	\$125.00
14 Regulatory Commission Expenses	\$256.00
15 Uncollectible Expenses (From Page 6)	\$10.00
16 Depreciation Expense (From Page W-6)	\$3,330.00
17 Amortization of Contributions in Aid of Construction (Page 9)	\$-1,399.00
18 Amortization Expense	
19 Tax Expenses (From Page W-3)	\$528.00
20 Interest Expense (From Page 10)	\$400.00
21 Other Expenses *	
22 Total Operating Expenses	\$9,848.00
23 Net Income (Loss)	\$-2,808.00

* Please attach a detailed explanation for these items.

2 Company Name: VALLEY WOODS WATER COMPANY, INC**WATER OPERATING REVENUES, EXPENSES AND STATISTICS (Continued)**

(Please indicate if metered amounts are in cubic feet measurements.)

(a)		No. of Customers		Gallons Sold 000's Omitted (d)	Revenue Amount (e)
		Beginning of Year (b)	End of Year (c)		
<u>Unmetered Sales of Water</u>				XXXX	
3	Residential - Single Family			XXXX	
4	Residential - Apartments			XXXX	
5	Residential - Mobile Homes			XXXX	
6	Commercial			XXXX	
7	Other Sales to Public Authorities			XXXX	
8	Other *			XXXX	
9	Total Unmetered Sales				
<u>Metered Sales of Water</u>					
10	5/8" Meter	38	39		\$5,762.00
11	3/4" Meter				
12	1" Meter	1	1		\$1,038.00
13	1 1/2" Meter				
14	2" Meter				
15	Other *				
16	Total Metered Sales	39	40		\$6,800.00
<u>Other Operating Revenues</u>					
17	Late Payment Fees				
18	Inspection Fees				
19	Reconnect Fees				\$25.00
20	Rent Income				
21	Income from Merchandising, Jobbing & Contract Work *				
22	Other Revenue * Sales Tax & Privacy Fee				\$215.00
23	Total Other Operating Revenues				\$240.00
24	Total Operating Revenues				\$7,040.00
					(Total to Pg. W-1)

* Please attach a detailed explanation for these items.

1

For the calendar year of January 1 - December 31, 2009

2 Company Name: VALLEY WOODS WATER COMPANY, INC

WATER OPERATING REVENUES, EXPENSES AND STATISTICS (Continued)

(a)	Amount (b)
<u>Plant Operations Expenses</u>	
3 Repairs of Water Plant - Pump Repair	
4 Repairs of Water Plant - Well Repair	
5 Repairs of Water Plant - Water Line Repair	
6 Repairs of Water Plant - Equipment Repair	
7 Repairs of Water Plant - Other *	
8 Fuel or Power Purchases for Pumping (i.e., Electric Bills, etc.)	\$1,363.00
9 Chemicals	
10 Water Testing Expenses	\$200.00
11 Total Plant Operations Expenses	\$1,563.00
	(Total to Page W-1)
<u>Tax Expenses</u>	
12 Tax Expense - Property Taxes	\$104.00
13 Tax Expense - Payroll Taxes	\$329.00
14 Tax Expense - Franchise Taxes	
15 Tax Expense - Other Taxes *	\$95.00
16 Tax Expense - Federal Income Taxes	\$89.00
17 Tax Expense - State Income Taxes	
18 Tax Expense - Investment Tax Credits	
19 Total Tax Expenses	\$528.00
	(Total to Page W-1)

* Please attach a detailed explanation for these items.



PUMPING AND PURCHASED WATER STATISTICS

(Omit 000's in reporting number of gallons or cubic feet of water. Use additional sheets if necessary.)

Gallons Pumped Into System		Source of Supply (Please describe source below.)				Total of all Methods (a+b+c+d=e) (e)
		WELL				
		gallons				
		(a)	(b)	(c)	(d)	
(Please indicate whether measurement is gallons or cubic feet.)						
January		163				163
February		142				142
March		142				142
April		168				168
May		186				186
June		221				221
July		209				209
August		227				227
September		177				177
October		185				185
November	} 2 Mo. +	347				347
December						
Total for Year		2,167				2,167

21 Maximum Quantity Supplied to the System in Any One Day:

13,350

Minimum:

2,700

22 Range of Pressure in the Mains as Measured at the Highest Point on System:

40psi-70psi

If Water is Sold to Other Utilities for Resale, List Names, Addresses, Phone Numbers and Quantities Below:			
Name of Reseller	Address	Phone Number	Quantity
none			

2 Company Name: VALLEY WOODS WATER COMPANY, INC**WATER UTILITY PLANT IN SERVICE**

Account Description (a)	Acct. No. (b)	Balance at Beginning of Year (c)	Additions During the Year (d)	Retirements During the Year (e)	Balance at End of Year (c+d-e) (f)
<u>Intangible Plant</u>	Class B, C or D				
3 Organization	301	\$ 5,086.00			\$ 5,086.00
4 Franchise and Consents	302				
5 Miscellaneous Intangible Plant	303				
<u>Source of Supply Plant</u>					
6 Land and Land Rights	310	\$ 250.00			\$ 250.00
7 Structures and Improvements	311				
8 Collecting and Impounding Reservoirs	312				
9 Lake, River, and Other Intakes	313				
10 Wells and Springs	314	\$ 14,022.00			\$ 14,022.00
11 Infiltration Galleries and Tunnels	315				
12 Supply Mains	316				
13 Other Water Source Plant *	317				
<u>Pumping Plant</u>					
14 Land and Land Rights	320				
15 Structures and Improvements	321	\$ 6,061.00			\$ 6,061.00
16 Boiler Plant Equipment	322				
17 Other Power Production Equipment *	323				
18 Submersible Electric Pumping	325.1	\$ 11,900.00			\$ 11,900.00
19 High Service or Booster Pumps	325.2	\$ 3,224.00			\$ 3,224.00
20 Diesel Pumping Equipment	326				
21 Hydraulic Pumping Equipment	327				
22 Other Pumping Equipment *	328				
<u>Water Treatment Plant</u>					
23 Land and Land Rights	330				
24 Structures and Improvements	331				
25 Water Treatment Equipment	332				
<u>Transmission and Distribution Plant</u>					
26 Land and Land Rights	340				
27 Structures and Improvements	341				
28 Distribution Reservoirs and Standpipes	342	\$ 6,518.00			\$ 6,518.00
29 Transmission and Distribution Mains	343	\$ 38,584.00			\$ 38,584.00
30 Fire Mains	344				
31 Services	345	\$ 3,927.00	\$ 590.00		\$ 4,517.00
32 Meters	346	\$ 800.00			\$ 800.00
33 Meter Installations	347				
34 Hydrants	348	\$ 300.00			\$ 300.00
35 Other Transmission and Distribution Plant	349				
<u>General Plant</u>					
Note: USOA CLASS B and C are the same		B & C	D		
36 Land and Land Rights	389	370			
37 Structures and Improvements	390	371	\$ 2,889.00		\$ 2,889.00
38 Office Furniture and Equipment	391	372			
39 Office Computer and Electronic Equipment	391.1	372.1			
40 Transportation Equipment	392	373			
41 Other General Equipment	none	379	\$ 1,339.00	\$ 1,339.00	\$ 0.00
42 Stores Equipment	393	none			
43 Tools, Shop and Garage Equipment	394	none			
44 Laboratory Equipment	395	none			
45 Power-operated Equipment	396	none			
46 Communication Equipment	397	none			
47 Miscellaneous Equipment	398	none			
48 Other Tangible Property *	399	none			
49 Total Water Utility Plant In Service			\$ 590.00	\$ 1,339.00	\$ 94,151.00
					(Total to Pages 4 and 9)

* Please attach a detailed explanation for these items.

NOTE: All entries should be supported by records that identify the property being added or retired, its location, and its original cost in as much detail as reasonably possible. If adjustments are included in Columns "d" and/or "e", use additional sheets.

Company Name: VALLEY WOODS WATER COMPANY, INC**DEPRECIATION RESERVE - WATER UTILITY PLANT**

Acct. No. (b)	Annual Depreciation Rate % (g)***	Annual Depreciation Expense (f*g) (h)	Reserve Balance at Beginning of Year (i)	Retirement of Property			Other Charges (m)**	Reserve Balance at END of Year (h+i-j-k+m) (n)
				Book Cost of Plant Retired (j)	Cost of Removal (k)*	Salvage Credit (l)*		
Class B, C or D								
301								
302								
303								
310								
311								
312								
313								
314	0%	\$ 280.00	\$ 3,640.00					\$ 3,920.00
315								
316								
317								
320								
321	0%	\$ 152.00	\$ 1,976.00					\$ 2,128.00
322								
323								
325.1	0%	\$ 1,190.00	\$ 5,627.00					\$ 6,817.00
325.2	0%	\$ 216.00	\$ 1,496.00					\$ 1,712.00
326								
327								
328								
330								
331								
332								
340								
341								
342	0%	\$ 163.00	\$ 2,089.00					\$ 2,252.00
343	0%	\$ 772.00	\$ 6,792.00					\$ 7,564.00
344								
345	0%	\$ 98.00	\$ 392.00					\$ 490.00
346	0%	\$ 80.00	\$ 160.00					\$ 240.00
347								
348	0%	\$ 6.00	\$ 104.00					\$ 110.00
349								
B & C D								
389								
390	0%	\$ 72.00	\$ 288.00					\$ 360.00
391								
391.1								
392								
393								
394								
395								
396								
397								
398								
399								
Total		\$ 3,330.00	\$ 23,108.00	\$ 1,339.00		\$ 872.00		\$ 25,518.00
(Total to Pg. 9 & Pg. W-1)								
(Total to Pg. 4)								

NOTE: Amounts included in Column "j" should be the same as in Column "e" on the preceding page. Also, Annual Depreciation Expense is equal to Column "f" from preceding page multiplied by Column "g" found on this page.

* All entries included in Columns "k" and "l" should be supported by records that identify the property retired and the cost of removal or salvage is as much detail as reasonably possible.

** Report the details for these entries. Use additional sheets if necessary.

*** Annual Depreciation Expense must be calculated separately. This total should be calculated based upon actual in-service and retirement date(s) of new equipment and retirements during the period.

Line 379 Generator Sold - Too small



PUMPS

Manufacturer and Type (i.e., High Service, Well, Standby, etc.)	Capacity	Date Installed	Date of Last Motor Replacement	Date of Last Pump Replacement
3 pump, 15 hp 460v (well)	85gpm	09/12/2007		09/12/2007
4				
5				
6				
7				
8				
9				
10				
11				
12				

WELLS

13	Number:	Number:	Number:	Number:
14 Description (i.e., Deep, Artisan, Spring, etc.)	deep			
16 Year Constructed	1995			
18 Type of Construction	drilled			
17 Type of Casing	steel#19lf			
18 Depth and Diameter of Well	848'6"			
19 Yield of Well in Gallons per day	216000			
20 Chemicals (i.e., Provide Type, Cost and Quantities of Each):	none			
21 Type -				
22 Cost -				
23 Quantity -				

1
2 Company Name: VALLEY WOODS WATER COMPANY, INC

For the calendar year of January 1 - December 31, 2009

METERS AND METER SETTINGS

	Customer Class (a)	Meter Size (b)	Total at Beginning of Year (c)	Total No. of Additions (d)	Total No. Removed or Disconnected (e)	Total at End of Year (f)	Total No. Owned by Customers at End of Year (g)
3	Residential:	5/8"	35	2		37	
4							
5							
6							
7	Other Customers:	1"	1			1	
8		5/8"	3			3	
9							
10	Total in Use by Customers	XXXXXX	39	2		41	
11	Not in Use (i.e., Inventory)						XXXXXX
12							XXXXXX
13							XXXXXX
14	Total Meters	XXXXXX	39	2		41	

STORAGE FACILITIES

	Type of Storage (i.e., Pneumatic, Ground, Standpipes, Elevated Tanks, etc.) (a)	Construction Material (b)	Last Date Painted if Applicable (Indicate interior or exterior) (c)	Capacity (d)
16	ground	steel	01/01/2003	8800 gal
16	1 hydro Pneumatic	steel	01/01/2006	119 gal
17	3 hydro pneumatic	steel	01/01/2008	86 gal
18				
19				

Company Name: VALLEY WOODS WATER COMPANY, INC.

For the calendar year of January 1 - December 31, 2009

MAINS (measurement in feet)

Kind of Pipe (i.e., cast iron, galvanized, iron, plastic, etc.) (a)	Diameter of Pipe (b)	Total at Beginning of Year (c)	Total Additions During the Year (d)	Total Removed or Abandoned During the Year (e)	Total at End of Year (f)
PVC CL 200	6"	2,675			2,675
PVC CL 200	4"	10			10
PVC CL 200	2"	1,454			1,454
Total Mains		4,139			

SERVICES AVAILABLE FOR USE (from Main to Property Line)

Size and Description by Type of Material (i.e., iron, copper, plastic, etc.) (a)	Owned by Utility				Total No. Owned by Customers at End of Year (f)
	Total No. at Beginning of Year (b)	Total No. of Additions (c)	Total No. Retired or Abandoned (d)	Total No. at End of Year (e)	
In Use: 1" PVC	33				
3/4" PVC	19				
For Future Use:					
Total of All Services	52				

Company Name: VALLEY WOODS WATER COMPANY, INC

For the calendar year of January 1 - December 31 2009

1

For the calendar year of January 1 - December 31, 2009

2 Company Name: VALLEY WOODS WATER COMPANY, INC

SEWER OPERATING REVENUES, EXPENSES AND STATISTICS

(a)	Amount (b)
3 Total Operating Revenues (From Page S-2)	\$ 10,496.00
<u>Operating Expenses</u>	
4 Salaries & Wages (From Page 7)	\$ 3,755.00
5 Employee Pensions and Benefits	
6 Purchased Water	
7 Plant Operations Expenses (From Page S-3)	\$ 3,658.00
8 Billing Expenses	\$ 323.00
9 Supplies and Expenses	\$ 13.00
10 Transportation Expenses	\$ 522.00
11 Rent Expense *	
12 Insurance Expense	\$ 220.00
13 Outside Services Employed (i.e., Legal, Accounting, etc.) (From Page 8)	\$ 225.00
14 Regulatory Commission Expenses	\$ 1,640.00
15 Uncollectible Expenses (From Page 6)	\$ 13.00
16 Depreciation Expense (From Page S-5)	\$ 5,516.00
17 Amortization of Contributions in Aid of Construction (Page 9)	\$ 2,096.00
18 Amortization Expense	
19 Tax Expenses (From Page S-3)	\$ 517.00
20 Interest Expense (From Page 10)	\$ 600.00
21 Other Expenses *	\$ 25.00
22 Total Operating Expenses	\$ 14,931.00
23 Net Income (Loss)	\$ -4,435.00

* Please attach a detailed explanation for these items.

1

For the calendar year of January 1 - December 31, 2009

2 Company Name: VALLEY WOODS WATER COMPANY, INC

SEWER OPERATING REVENUES, EXPENSES AND STATISTICS (Continued)

(Please indicate if metered amounts are in cubic feet measurements.)

	(a)	No. of Customers		Gallons Sold 000's Omitted (d)	Revenue Amount (e)
		Beginning of Year (b)	End of Year (c)		
3	<u>Flat Rate Sales</u> Residential - Single Family	29	30	XXXX	\$9,767.00
4	Residential - Apartments			XXXX	
5	Residential - Mobile Homes		1	XXXX	\$283.00
6	Commercial			XXXX	
7	Other Sales to Public Authorities			XXXX	
8	Other *			XXXX	
9	Total Unmetered Sales	29	31	XXXX	\$10,050.00
10	<u>Metered Sales of Water</u> Commercial				
11	Other Sales to Public Authorities				
12	Other *				
13	Total Metered Sales				
14	<u>Other Operating Revenues</u> Late Payment Fees				
15	Inspection Fees				\$70.00
16	Reconnect Fees				
17	Rent Income				
18	Income from Merchandising, Jobbing & Contract Work *				
19	Other Revenue * <i>Paid for damaged property</i>				\$376.00
20	Total Other Operating Revenues				\$446.00
21	Total Operating Revenues				\$10,496.00
					(Total to Pg. S-1)

* Please attach a detailed explanation for these items.

1

For the calendar year of January 1 - December 31, 2009

2 Company Name: VALLEY WOODS WATER COMPANY, INC

SEWER OPERATING REVENUES, EXPENSES AND STATISTICS (Continued)

(a)	Amount (b)
<u>Plant Operations Expenses</u>	
3 Contracted Maintenance Expenses	
4 Repairs of Sewer Plant - Pump Repair	
5 Repairs of Sewer Plant - Treatment Repair	
6 Repairs of Sewer Plant - Collecting Sewers and Manhole Repair	\$557.00
7 Repairs of Sewer Plant - Equipment Repair	
8 Repairs of Sewer Plant - Other *	
9 Utility Bills	\$988.00
10 Chemicals	\$1,045.00
11 Sludge Hauling Expenses	
12 Effluent Testing Expenses	\$1,038.00
13 Total Plant Operations Expenses	\$3,658.00
	(Total to Page S-1)
<u>Tax Expenses</u>	
14 Tax Expense - Property Taxes	\$144.00
15 Tax Expense - Payroll Taxes	\$284.00
16 Tax Expense - Franchise Taxes	
17 Tax Expense - Other Taxes *	
18 Tax Expense - Federal Income Taxes	\$89.00
19 Tax Expense - State Income Taxes	
20 Tax Expense - Investment Tax Credits	
21 Total Tax Expenses	\$517.00
	(Total to Page S-1)

* Please attach a detailed explanation for these items.

SEWER UTILITY PLANT IN SERVICE

	Account Description (a)	Acct. No. (b)		Balance at Beginning of Year (c)	Additions During the Year (d)	Retirements During the year (e)	Balance at End of Year (c+d-e) (f)
		CLASS B	CLASS C&D				
	<u>Intangible Plant</u>						
3	Organization	301	301				
4	Franchise and Consents	302	302				
5	Miscellaneous Intangible Plant	303	303				
	<u>Land and Structures</u>						
6	Land and Land Rights	none	310	\$350.00			\$350.00
7	Structures and Improvements	none	311	\$2,446.00			\$2,446.00
	<u>Collection Plant</u>						
8	Land and Land Rights	350	none				
9	Structures and Improvements	351	none				
10	Collection Sewer - Force	352.1	352.1				
11	Collection Sewer - Gravity	352.2	352.2	\$47,960.00	\$9,157.00		\$57,117.00
12	Other Collection Plant Facilities *	353	353				
13	Services to Customers	354	354				
14	Flow Measuring Devices	355	355				
	<u>Pumping Plant</u>						
15	Land and Land Rights	360	none				
16	Structures and Improvements	361	none				
17	Receiving Wells and Pump Pits	362	362				
18	Pumping Equipment	363	363				
	<u>Treatment and Disposal</u>						
19	Land and Land Rights	370	none				
20	Structures and Improvements	371	none				
21	Oxidation Lagoon	none	372				
22	Treatment and Disposal Equipment	372	373	\$71,904.00			\$71,904.00
23	Sewer Collection (Septic) Tanks	372.1	373.1	\$32,000.00	\$4,000.00		\$36,000.00
24	Plant Sewer	373	374				
25	Outfall Sewer Lines	374	375	\$3,150.00			\$3,150.00
26	Other Treatment and Disposal Plant Equipment *	375	376				
	<u>General Plant</u>						
27	Land and Land Rights	389	none				
28	Structures and Improvements	390	none				
29	Office Furniture and Equipment	391	391				
30	Computer and Electronic Office Equipment	391.1	391.1				
31	Transportation Equipment	392	392				
32	Other General Equipment *	none	393				
33	Stores Equipment	393	None				
34	Tools Shop and Garage Equipment	394	None				
35	Laboratory Equipment	395	None				
36	Power Operated Equipment	396	None				
37	Communications Equipment	397	None				
38							
39	Total Sewer Utility Plant In Service			\$157,810.00	\$13,157.00		\$170,967.00

(Total to Pages 4 and 9)

* Please attach a detailed explanation for these items.

NOTE: All entries should be supported by records that identify the property being added or retired, its location, and its original cost in as much detail as reasonably possible. If adjustments are included in Columns "d" and/or "e", please explain below. Use additional sheets if necessary.

Explanation:
Beginning balance has been redistributed as we had put some things in the wrong category as well as adjusting for the new categories. Total plant remains the same. In col. D we extended sewer lines to the adjacent trailer park and added two collection sewers. We adjusted the depreciation expense and reserves as well to reflect these changes. Beginning depreciation reserve balance has been increased to reflect a mistake made in 2005 when we failed to add in the treatment plant depreciation amount for 2004 in the reserve amount.

DEPRECIATION RESERVE - SEWER UTILITY PLANT

Acct. No. (b)	CLASS B	CLASS C&D	Annual Depreciation Rate % (g)	Annual Depreciation Expense (f'g)	Reserve Balance at Beginning of Year (i)	Retirement of Property			Other Charges (m)**	Reserve Balance at End of Year (h+i-j-k+l+m) (n)
						Book Cost of Plant Retired (j) = same as (e)	Cost of Removal (k)*	Salvage Credit (l)*		
3	301	301								
4	302	302								
5	303	303								
6	none	310								
7	none	311	2.5	\$61.00	\$244.00					\$305.00
8	350	none								
9	351	none								
10	352.1	352.1								
11	352.2	352.2	2	\$1,142.00	\$5,026.00					\$6,168.00
12	353	353								
13	354	354								
14	355	355								
15	360	none								
16	361	none								
17	362	362								
18	363	363								
19	370	none								
20	371	none								
21	none	372								
22	372	373	5	\$3,596.00	\$24,384.00					\$27,980.00
23	372.1	373.1	5	\$1,800.00	\$2,640.00					\$4,440.00
24	373	374								
25	374	375	2	\$63.00	\$316.00					\$379.00
26	375	376								
27	389	none								
28	390	none								
29	391	391								
30	391.1	391.1								
31	392	392								
32	none	393								
33	393	None								
34	394	None								
35	395	None								
36	396	None								
37	397	None								
38										
39			Total	\$6,662.00	\$32,610.00					\$39,272.00
(Total to Pg. 9 & Pg. S-1)										(Total to Pg. 4)



2 Company Name: VALLEY WOODS WATER COMPANY, INC

GENERAL INFORMATION

3 Treatment Facilities - Please describe process.

COLLECTION TANKS TO RECIRCULATING SAND FILTER
CHORINATION, DECHLORINATION

4 Was your treatment plant constructed in place or purchased as a package unit?

☒ Yes ☐ No

5 Were your lift stations constructed in place or purchased as package units?

☐ Yes ☐ No

6 What is the designated capacity of your treatment facilities?

13320GPD

7 What percent of designed capacity is currently being utilized?

34

8 What is the name of the current operator?

William I Harris

9 Please describe the treatment process for liquid waste.

Recirculating sand filter-chlorination and dechlorination

10 Please describe the treatment process for waste solids.

Septic sludge to area waste water treatment plant

11 Where is the point of discharge for liquid waste?

S14 T45 W Christian County, MO

12 What is the ultimate disposal of waste solids and how obtained?

Contract hauler

13 List any equipment failures occurring during the year. Please state when failure occurred and briefly describe the failure and corrective measures taken.

COLLECTING SEWERS (measurement in feet)

	Kind of Pipe (i.e., Cast Iron, VCP, PVC, etc.) (a)	Diameter of Pipe (b)	Total No. at Beginning of Year (c)	Total No. of Additions During the Year (d)	Total No. Removed or Abandoned During the Year (e)	Total No. at End of the Year (f)
14	Force:					
15						
16	Gravity:					
17	PVC	6"	2,153	135		2,288
18	PVC	4"	3,877	50		3,927

LIFT STATIONS

	Pumps: Name, Size, Type	Location	H.P.	GPM	TDH
19	N/A				
20					
21					

VERIFICATION

The foregoing report must be verified by the oath of the President, Treasurer, General Manager or Receiver of the company. The oath required may be taken before any person authorized to administer an oath (Notary Public) by the laws of the State in which the same is taken.

OATH

State Of Missouri }
County Of Christian } ss:
Vona L Harris makes oath and says that
Name of Affiant (Company Official/Representative)
s/he is Secretary
Official Title of the Affiant (Company Official/Representative)
of Valley Woods Water Co. Inc
Exact Legal Title or Name of the Respondent (Certificated Company Name)
and is located at 999 Mulberry Rd, Highlandville Mo 65669 417-443-7633
Address and Telephone Number of the Affiant (Company Official/Representative)

that s/he has examined the foregoing report; that to the best of his or her knowledge, information, and belief, all statements of fact contained in the said report are true and the said report is a correct statement of the business and affairs of the above-named respondent.


from January 1, 2009, to and including December 31, 2009
Month/Day Year Month/Day Year

Vona L. Harris
Signature of Affiant (Company Official/Representative)

Subscribed and sworn to before me, a Notary Public, in and for the State and County above named,

this 5th

day of April, 2010



January 1, 2012
Michelle L. Hunt
Signature of Notary Public

Missouri Revised Statutes § 392.210 or § 393.140

(See Instructions Pages 9 for more information to complete this page.)