

FILED³

APR 16 2010

Missouri Public
Service Commission

KIMBERLING CITY WATER COMPANY

Full Company Name (Do not abbreviate, yet include any
Commission approved AKA/DBA/Fictitious Name, if applicable)

WATER and/or SEWER ANNUAL REPORT

SMALL COMPANY

TO THE

MISSOURI PUBLIC SERVICE COMMISSION

For the Year Ending December 31, 2009

Public submission

Non-Public submission pursuant to Section 392.210 RSMo.,
Section 93.140 RSMo, and the Rules at 4 CSR 240-3.540

1 .

2 Company Name: KIMBERLING CITY WATER COMPANY

3 Company Address: P.O. Box 307

4 Kimberling City, MO 65686

5 Company Phone Number and E-mail:* 417-739-4333 info@shepherdhillsrealtors.com

Is the utility certificated to provide **water** service in Missouri? If yes, state effective date (contained in Commission Order approving) of certification by the MO Public Service Commission and associated case number (original certificate or merger/name change if name on tariff effected):

6 Effective Date (e.g. 00/00/0000) 07/10/1981 Case No. WA-82-4

Is the utility certificated to provide **sewer** service in Missouri? If yes, state effective date (contained in Commission Order approving) of certification by the MO Public Service Commission and associated case number (original certificate or merger/name change if name on tariff effected):

7 Effective Date (e.g. 00/00/0000) _____ Case No. _____

Name, address, phone number and e-mail of person(s) to contact concerning information contained in this report:

8 R. Layne Morrill, Sr. (417) 739-4333

9 P.O. Box 307

10 Kimberling City, MO 65686

11 _____

12 _____

Name, address, phone number and e-mail of person(s) to contact concerning plant operations:

13 R. Layne Morrill, Sr. (417) 739-4333

14 P.O. Box 307

15 Kimberling City, MO 65686

16 _____

17 _____

* Required to be provided, if available. State N/A (not available) if no email is available.

2 Company Name: KIMBERLING CITY WATER COMPANY

CAPITAL STOCK (COMMON AND DEFERRED)

Class and Series of Stock (a)	Number of Shares Authorized (b)	Par or Stated Value Per Share (c)	Number of Shares Issued (d)
3 COMMON	30,000	\$ 1.00	1,000
4			
5			
6			
7			

SECURITY HOLDERS AND VOTING POWERS

Report below the NAMES and ADDRESS of the ten stockholders who, at the end of the year, had the greatest voting powers in the respondent. AND STATE THE NUMBER OF VOTES each would have had a right to cast on that date. If any such holder held in trust, give the nature of the trust and the beneficial owner. Show also total votes of ALL securities with voting powers.

Names and Addresses (a)	Number of Votes (b)
8 R. Layne Morrill, Sr.	ONE
9	
10	
11	
12	
13	
14	
15	

16 Total Number of Votes Held by Above ONE

17 Total Number of Votes of all Securities with Voting Powers ONE

Please provide the total company and gross intrastate operating revenues (i.e. Missouri Jurisdictional) Revenues for the Calendar Year:

Revenues:	Total Company	MO Jurisdictional
18 Operating Revenues from Tariffed Services		
19 Other Revenues		
20 TOTAL REVENUES		

Operating revenues from MO Jurisdictional should match Statement of Revenue (MoPSC Assessment).

1. _____
2 Company Name: KIMBERLING CITY WATER COMPANY

Describe MAJOR transactions occurring during the year which will have a major effect on operations, such as rate changes, replacement of equipment and other abnormal cash expenditures of \$250 or more.

3 _____
4 _____
5 _____
6 _____
7 _____
8 _____
9 _____
10 _____
11 _____
12 _____
13 _____
14 _____
15 _____
16 _____
17 _____
18 _____
19 _____
20 _____
21 _____
22 _____
23 _____
24 _____
25 _____
27 _____
28 _____
29 _____
30 _____

2 Company Name: KIMBERLING CITY WATER COMPANY

NOTE: Please do not type over formulas. Totals will calculate automatically in this spreadsheet.

BALANCE SHEET
WATER AND SEWER OPERATIONS
ASSETS

	Account Description (a)	Amount (b)
3	Water Plant In Service (From Pg. W-5)	\$ 270,711.00
4	LESS: Water Depreciation Reserve (From Pg. W-6)	\$ 141,269.00
5	Net Water Plant in Service (ie., Water Plant In Service MINUS Water Depreciation Reserve)	\$ 129,442.00
6	Water Materials and Supplies (From Pg. 11)	\$ -
7	Water Construction Work in Progress	
8	Water Plant Held for Future Use *	
9	Water Plant Acquisition Adjustment	
10	Sewer Plant in Service (From Pg. S-4)	\$ -
11	LESS: Sewer Depreciation Reserve (From Pg. S-5)	\$ -
12	Net Sewer Plant in Service (ie., Sewer Plant in Service MINUS Sewer Depreciation Reserve)	\$ -
13	Sewer Materials and Supplies (From Pg. 11)	\$ -
14	Sewer Construction Work in Progress	
15	Sewer Plant Held for Future Use *	
16	Sewer Plant Acquisition Adjustment	
17	Other Plant *	
18	Cash	
19	Other Assets (Accounts Receivable, etc.) *	
20	Total Assets**	\$ 129,442.00

* Please attach a detailed explanation for these items.

** Total Assets should balance with Total Equity and Liabilities on Page 5 (see instructions).

Difference between Equity & Liabilities and Assets (from Pg 5)

\$ (5,759.00)

Indicates link to another worksheet within workbook

Indicate formula cells

2 Company Name: KIMBERLING CITY WATER COMPANY

NOTE: Please do not type over formulas. Totals will calculate automatically in this spreadsheet.

BALANCE SHEET
WATER AND SEWER OPERATIONS
EQUITY AND LIABILITIES

Account Description (a)	Amount (b)
3 Capital Stock	\$ 1,000.00
4 Retained Earnings	\$ 66,811.70
5 Long-Term Debt to Affiliates (owners, other owner controlled companies, etc.)	
6 Short-Term Debt to Affiliates (owners, other owner controlled companies, etc.)	
7 Long-Term Debt (banks, etc.)	
8 Short-Term Debt (banks, etc.)	
9 Water Customer Deposits	
10 Water Advances for Construction	
11 Water CIAC (From Pg. 9)	\$ 198,165.00
12 LESS: Water Amortization of CIAC (From Pg. 9)	\$ 136,534.70
13 Net Water CIAC (ie., Water CIAC MINUS Water Amortization of CIAC)	\$ 61,630.30
14 Sewer Customer Deposits	
15 Sewer Advances for Construction	
16 Sewer CIAC (From Pg. 9)	\$ -
17 LESS: Sewer Amortization of CIAC (From Pg. 9)	\$ -
18 Net Sewer CIAC (ie., Sewer CIAC MINUS Sewer Amortization of CIAC)	\$ -
19 Deferred Taxes - ITC	
20 Deferred Taxes - Other *	
21 Other Liabilities (Accounts Payable, etc.) *	
22 Total Equity and Liabilities**	\$ 129,442.00

* Please attach a detailed explanation for these items.

** Total Equity and Liabilities should balance with Total Assets on Page 4 (see instructions).
Difference between Equity & Liabilities and Assets (from Pg 4)

\$ (0.00)

Indicates link to another worksheet within workbook

Indicate formula cells

2 Company Name: KIMBERLING CITY WATER COMPANY

SCHEDULE OF UNCOLLECTIBLE ACCOUNTS

Account No. (a)	Describe customer account and methods used to attempt collection. Also, state why account is deemed uncollectible (bankruptcy, etc.) (b)	Amount Written Off	
		Water Utility (c)	Sewer Utility (d)
3	NONE		
4			
5			
6			
7			
8			
9			
10			
11			
12			
13			
14			
15			
16			
17			
18			
19			
20			
21			
22			
23			
24			
25			
26			
27			
28			
29			
30			
31	Total	\$ -	\$ -
		(Total to Pg. W-1)	(Total to Pg. S-1)

Indicate formula cells

PAYROLL INFORMATION

INSTRUCTIONS: Please provide names, titles and salaries for all officers and employees. Show total compensation paid to each during the year. Include all amounts including bonuses and other allowances. Enter "0" or none where applicable. Provide explanations where necessary. Use additional sheets if necessary.

	Name and Title (a)	Payroll Charged To:			
		Total Utility Compensation (b)	Water Expense (c)	Sewer Expense (d)	Capitalized Payroll (e)
3	R. Layne Morrill, Sr.		\$ 5,000.00		
4	Brenda L. Morrill		\$ 3,000.00		
5					
6					
7					
8					
9					
10					
11					
12					
13					
14					
15					
16					
17					
18					
19	Total	\$ -	\$ 8,000.00	\$ -	\$ -
			(Total to Page W-1)	(Total to Page S-1)	

1
2 Company Name:

KIMBERLING CITY WATER COMPANY

For the Year Ended December 31, 2009

Indicate formula cells

PAYMENTS FOR SERVICES RENDERED BY OTHER THAN EMPLOYEES

INSTRUCTIONS: Report below all information concerning rate, management, construction, engineering, research, financial, valuation, legal, accounting, purchasing, advertising, labor relations, public relations, or other similar professional services rendered the respondent under written or verbal arrangements, for which total payments during the year to any corporation, partnership, individual (other than for services as an employee) or organization of any kind whatsoever. Use additional sheets if necessary.

1
2 Company Name: **KIMBERLING CITY WATER COMPANY**

For the Year Ended December 31, 2009

Name of Recipient and Description of Service (a)	Amount of Payments:			
	Water		Sewer	
	Expensed (b)	Capitalized (c)	Expensed (d)	Capitalized (e)
3 James N. Myers	\$ 450.00			
4 Ron Royce	\$ 2,196.00			
5 Leroy Reeves	\$ 4,550.00			
6				
7				
8				
9				
10				
11				
12				
13				
14				
15				
16				
17				
18				
19 Total	\$ 7,196.00 (Total to Page W-1)	\$ -	\$ - (Total to Page S-1)	\$ -

Indicate formula cells

1
 2 Company Name: KIMBERLING CITY WATER COMPANY

CONTRIBUTIONS IN AID OF CONSTRUCTION

INSTRUCTIONS: This account shall include donations or contributions in cash, services, or property for construction purposes. The records supporting the entries to this account shall be so kept that the utility can furnish information as to the purpose of each donation, the conditions, if any, upon which it was made, the amount of each donation, and the amount applicable to each utility department. The credits (deductions) to this account shall not be transferred to any other account without the approval of the Commission.

(a)	Water (b)	Sewer (c)
3 Balance at Beginning of Year	\$ 198,165.00	
4 PLUS: Additions During the Year (Please provide a detailed explanation.)		
5		
6		
7		
8		
9		
10 Total Additions	\$ -	\$ -
11 LESS: Deductions During the Year (Please provide a detailed explanation.)		
12		
13		
14		
15		
16 Total Deductions	\$ -	\$ -
17 Balance at End of Year	\$ 198,165.00	\$ -
	(Total to Pg. 5)	(Total to Pg. 5)

AMORTIZATION OF CONTRIBUTIONS IN AID OF CONSTRUCTION
 (Please identify as Account Number 271A)

(a)	Water (b)	Sewer (c)
18 Balance at First of Year (Total of Amortization <u>not</u> Total of CIAC line 3)	\$ 131,587.00	
19 Total Contributions in Aid at End of Year (see above)	\$ 198,165.00	\$ -
20 Total Plant in Service at End of Year (From Page W-5 or S-4)	\$ 270,711.00	\$ -
21 Percentage Contributions to Plant	73.20%	0.00%
22 Total Depreciation Expense (From Page W-6 or S-5)	\$ 6,759.00	\$ -
23 Total Amortization of Contributions	\$ 4,947.70	\$ -
24 Balance at End of Year	\$ 136,534.70	\$ -
	(Total to Pg. 5)	(Total to Pg. 5)

Indicates link to another worksheet within workbook

Indicate formula cells

INTEREST EXPENSE, NOTES PAYABLE, BONDS, BANK LOANS AND OTHER DEBTS

INSTRUCTIONS: Please report information for each separate item of debt. Show principal amount to which each interest rate applies. Include all items on which interest was paid during the year. Use additional sheets if necessary.

	Description of Obligation (Include Name and Address of Each Lender) (a)	Date of Maturity (b)	Loan Amount (c)	Interest Rate (d)	Paid (e)	Interest Charged To:	
						Water Utility (f)	Sewer Utility (g)
3	#NAME?						
4							
5							
6							
7							
8							
9							
10							
11							
12							
13							
14							
15							
16							
17							
18							
19							
20							
21	Total		\$ -		\$ -	\$ -	\$ -
						(Total to Pg. W-1)	(Total to Pg. S-1)

Indicate formula cells

2 Company Name:

KIMBERLING CITY WATER COMPANY

For the Year Ended December 31, 2009

2 Company Name: KIMBERLING CITY WATER COMPANY

SCHEDULE OF MATERIALS AND SUPPLIES AVAILABLE AT THE END OF THE YEAR

Description of Items (Pipe, Meters, Fittings, Valves, Gas, etc.) (a)	Water		Sewer	
	Quantity (b)	Amount (c)	Quantity (d)	Amount (e)
3 NONE_				
4				
5				
6				
7				
8				
9				
10				
11				
12				
13				
14				
15				
16				
17				
18				
19				
20				
21				
22				
23				
24				
25 Total	-	\$ -	-	\$ -
		(Total to Pg. 4)		(Total to Pg. 4)

Indicate formula cells

2 Company Name: KIMBERLING CITY WATER COMPANY

WATER OPERATING REVENUES, EXPENSES AND STATISTICS

(a)	Amount (b)
3 Total Operating Revenues (From Page W-2)	\$ 20,916.00
<i>Operating Expenses</i>	
4 Salaries & Wages (From Page 7)	\$ 8,000.00
5 Employee Pensions and Benefits	
6 Purchased Water	
7 Plant Operations Expenses (From Page W-3)	\$ 3,429.00
8 Billing Expenses	\$ 1,238.00
9 Supplies and Expenses	\$ 189.00
10 Transportation Expenses	
11 Rent Expense *	
12 Insurance Expense	\$ 2,000.00
13 Outside Services Employed (ie., Legal, Accounting, etc.) (From Page 8)	\$ 7,196.00
14 Regulatory Commission Expenses	\$ 960.00
15 Uncollectible Expenses (From Page 6)	\$ -
16 Depreciation Expense (From Page W-6)	\$ 6,759.00
17 Amortization of Contributions in Aid of Construction (Page 9)	\$ (4,947.70)
18 Amortization Expense	
19 Tax Expenses (From Page W-3)	\$ 142.00
20 Interest Expense (From Page 10)	\$ -
21 Other Expenses *	
22 Total Operating Expenses	\$ 24,965.30
23 Net Income (Loss)	\$ (4,049.30)

* Please attach a detailed explanation for these items.

Indicates link to another worksheet within workbook

Indicate formula cells

2 Company Name: KIMBERLING CITY WATER COMPANY

WATER OPERATING REVENUES, EXPENSES AND STATISTICS (Continued)

(Please indicate if metered amounts are in cubic feet measurements.)

(a)	No. of Customers		Gallons Sold 000's Omitted (d)	Revenue Amount (e)
	Beginning of Year (b)	End of Year (c)		
<u>Unmetered Sales of Water</u>				
3 Residential - Single Family	70	70	XXXX	\$ 12,600.00
4 Residential - Apartments			XXXX	
5 Residential - Mobile Homes			XXXX	
6 Commercial	18	18	XXXX	\$ 3,240.00
7 Other Sales to Public Authorities			XXXX	
8 Other *			XXXX	
9 Total Unmetered Sales	88	88	-	\$ 15,840.00
<u>Metered Sales of Water</u>				
10 5/8" Meter	8	8		\$ 1,440.00
11 3/4" Meter	11	11		\$ 1,980.00
12 1" Meter	1	1		\$ -
13 1 1/2" Meter	2	2		\$ 1,253.00
14 2" Meter	2	2		\$ 403.00
15 Other *				
16 Total Metered Sales	24	24	-	\$ 5,076.00
<u>Other Operating Revenues</u>				
17 Late Payment Fees				
18 Inspection Fees				
19 Reconnect Fees				
20 Rent Income				
21 Income from Merchandising, Jobbing & Contract Work *				
22 Other Revenue *				
23 Total Other Operating Revenues				\$ -
24 Total Operating Revenues				\$ 20,916.00
				(Total to Pg. W-1)

* Please attach a detailed explanation for these items.

Indicate formula cells

1

2 Company Name: KIMBERLING CITY WATER COMPANY

WATER OPERATING REVENUES, EXPENSES AND STATISTICS (Continued)

	(a)	Amount (b)
<u>Plant Operations Expenses</u>		
3	Repairs of Water Plant - Pump Repair	\$ 125.00
4	Repairs of Water Plant - Well Repair	
5	Repairs of Water Plant - Water Line Repair	
6	Repairs of Water Plant - Equipment Repair	
7	Repairs of Water Plant - Other *	
8	Fuel or Power Purchases for Pumping (ie., Electric Bills, etc.)	\$ 1,364.00
9	Chemicals	\$ 1,492.00
10	Water Testing Expenses	\$ 448.00
11	Total Plant Operations Expenses	\$ 3,429.00
		(Total to Page W-1)
<u>Tax Expenses</u>		
12	Tax Expense - Property Taxes	\$ 92.00
13	Tax Expense - Payroll Taxes	\$ 25.00
14	Tax Expense - Franchise Taxes	
15	Tax Expense - Other Taxes *	\$ 25.00
16	Tax Expense - Federal Income Taxes	
17	Tax Expense - State Income Taxes	
18	Tax Expense - Investment Tax Credits	
19	Total Tax Expenses	\$ 142.00
		(Total to Page W-1)

* Please attach a detailed explanation for these items.

Indicate formula cells

PUMPING AND PURCHASED WATER STATISTICS

(Omit 000's in reporting number of gallons or cubic feet of water. Use additional sheets if necessary.)

1
2 Company Name: **KIMBERLING CITY WATER COMPANY**

3 4 5 6 7	Gallons Pumped Into System	Source of Supply (Please describe source below.)				Total of all Methods (a+b+c+d=e) (e)	
		(a)	(b)	(c)	(d)		
		(Please indicate whether measurement is gallons or cubic feet.)					
		(a)	(b)	(c)	(d)		
8	January	39,460				39,460	
9	February	45,630				45,630	
10	March	43,010				43,010	
11	April	43,750				43,750	
12	May	34,780				34,780	
13	June	43,400				43,400	
14	July	49,340				49,340	
15	August	49,560				49,560	
16	September	35,630				35,630	
17	October	71,560				71,560	
18	November	33,550				33,550	
19	December	28,600				28,600	
20	Total for Year	518,270	-	-	-	518,270	

21 Maximum Quantity Supplied to the System in Any One Day: Minimum:

22 Range of Pressure in the Mains as Measured at the Highest Point on System:

If Water is Sold to Other Utilities for Resale, List Names, Addresses, Phone Numbers and Quantities Below:			
Name of Reseller	Address	Phone Number	Quantity
23			
24			
25			
26			

Indicate formula cells

For the Year Ended December 31, 2009

2 Company Name: KIMBERLING CITY WATER COMPANY

WATER UTILITY PLANT IN SERVICE

Account Description (a)	Acct. No. (b)	Balance at Beginning of Year (c)	Additions During the Year (d)	Retirements During the Year (e)	Balance at End of Year (c+d-e) (f)
<i>Intangible Plant</i>					
3 Organization	301				\$ -
4 Franchise and Consents	302				\$ -
5 Miscellaneous Intangible Plant	303				\$ -
<i>Source of Supply Plant</i>					
6 Land and Land Rights	310				\$ -
7 Structures and Improvements	311	\$ 2,500.00			\$ 2,500.00
8 Collecting and Impounding Reservoirs	312				\$ -
9 Lake, River, and Other Intakes	313				\$ -
10 Wells and Springs	314	\$ 13,428.00			\$ 13,428.00
11 Infiltration Galleries and Tunnels	315				\$ -
12 Supply Mains	316				\$ -
13 Other Water Source Plant *	317				\$ -
<i>Pumping Plant</i>					
14 Land and Land Rights	320				\$ -
15 Structures and Improvements	321				\$ -
16 Boiler Plant Equipment	322				\$ -
17 Other Power Production Equipment *	323				\$ -
18 Steam Pumping Equipment	324				\$ -
19 Electric Pumping Equipment	325	\$ 19,024.00			\$ 19,024.00
20 Diesel Pumping Equipment	326				\$ -
21 Hydraulic Pumping Equipment	327				\$ -
22 Other Pumping Equipment *	328				\$ -
<i>Water Treatment Plant</i>					
23 Land and Land Rights	330				\$ -
24 Structures and Improvements	331				\$ -
25 Water Treatment Equipment	332	\$ 435.00			\$ 435.00
<i>Transmission and Distribution Plant</i>					
26 Land and Land Rights	340				\$ -
27 Structures and Improvements	341				\$ -
28 Distribution Reservoirs and Standpipes	342	\$ 133,884.00			\$ 133,884.00
29 Transmission and Distribution Mains	343	\$ 96,930.00			\$ 96,930.00
30 Fire Mains	344				\$ -
31 Services	345	\$ 1,395.00			\$ 1,395.00
32 Meters	346	\$ 1,955.00			\$ 1,955.00
33 Hydrants	348	\$ 1,160.00			\$ 1,160.00
34 Other Transmission and Distribution Plant	349				\$ -
<i>General Plant</i>					
35 Land and Land Rights	389				\$ -
36 Structures and Improvements	390				\$ -
37 Office Furniture and Equipment	391				\$ -
38 Transportation Equipment	392				\$ -
39 Stores Equipment	393				\$ -
40 Tools, Shop and Garage Equipment	394				\$ -
41 Laboratory Equipment	395				\$ -
42 Power-operated Equipment	396				\$ -
43 Communication Equipment	397				\$ -
44 Miscellaneous Equipment	398				\$ -
45 Other Tangible Property *	399				\$ -
46 Total Water Utility Plant In Service		\$ 270,711.00	\$ -	\$ -	\$ 270,711.00
					(Total to Pages 4 and 9)

* Please attach a detailed explanation for these items.

NOTE: All entries should be supported by records that identify the property being added or retired, its location, and its original cost in as much detail as reasonably possible. If adjustments are included in Columns "d" and/or "e", use additional sheets.

Indicate formula cells

Company Name: KIMBERLING CITY WATER COMPANY

DEPRECIATION RESERVE - WATER UTILITY PLANT

	Annual Depreciation Rate % (g)	Annual Depreciation Expense (h)	Reserve Balance at Beginning of Year (i)	Retirement of Property			Other Charges (m)**	Reserve Balance at End of Year (n)
				Book Cost of Plant Retired (j)	Cost of Removal (k)*	Salvage Credit (l)*		
3				\$ -				\$ -
4				\$ -				\$ -
5				\$ -				\$ -
6				\$ -				\$ -
7	2.50%	\$ 63.00	\$ 1,447.00	\$ -				\$ 1,510.00
8				\$ -				\$ -
9				\$ -				\$ -
10	2.00%	\$ 267.00	\$ 6,099.00	\$ -				\$ 6,366.00
11				\$ -				\$ -
12				\$ -				\$ -
13				\$ -				\$ -
14				\$ -				\$ -
15				\$ -				\$ -
16				\$ -				\$ -
17				\$ -				\$ -
18				\$ -				\$ -
19	5.30%	\$ 1,008.00	\$ 22,100.00	\$ -				\$ 23,108.00
20				\$ -				\$ -
21				\$ -				\$ -
22				\$ -				\$ -
23				\$ -				\$ -
24				\$ -				\$ -
25	2.90%	\$ 13.00	\$ 565.00	\$ -				\$ 578.00
26				\$ -				\$ -
27				\$ -				\$ -
28	2.50%	\$ 3,347.00	\$ 75,816.00	\$ -				\$ 79,163.00
29	2.00%	\$ 1,939.00	\$ 25,967.00	\$ -				\$ 27,906.00
30	2.90%	\$ 40.00	\$ 919.00	\$ -				\$ 959.00
31	2.70%	\$ 53.00	\$ 826.00	\$ -				\$ 879.00
32	2.50%	\$ 29.00	\$ 771.00	\$ -				\$ 800.00
33				\$ -				\$ -
34				\$ -				\$ -
35				\$ -				\$ -
36				\$ -				\$ -
37				\$ -				\$ -
38				\$ -				\$ -
39				\$ -				\$ -
40				\$ -				\$ -
41				\$ -				\$ -
42				\$ -				\$ -
43				\$ -				\$ -
44				\$ -				\$ -
45				\$ -				\$ -
46	Total***	\$ 6,759.00	\$ 134,510.00	\$ -	\$ -	\$ -	\$ -	\$ 141,269.00
		(Total to Pg. 9 & Pg. W-1)						(Total to Pg. 4)

NOTE: Amounts included in Column "j" should be the same as in Column "e" on the preceding page. Also, Annual Depreciation Expense is equal to Column "f" from preceding page multiplied by Column "g" found on this page.

* All entries included in Columns "k" and "l" should be supported by records that identify the property retired and the cost of removal or salvage is as much detail as reasonably possible.

** Report the details for these entries. Use additional sheets if necessary.

*** Annual Depreciation Expense must be calculated separately. This total should be calculated based upon actual in-service and retirement date(s) of new equipment and retirements during the period.

Indicate formula cells

PUMPS

Manufacturer and Type (ie., High Service, Well, Standby, etc.)	Capacity	Date Installed	Date of Last Motor Replacement	Date of Last Pump Replacement
3 Submersible Sta-rite 15 HP Turbine-Bowl	215 GPM	Nov-69		
4 Submersible Sta-rite 15 HP Turbine-Bowl	215 GPM	May-70		
5				
6				
7				
8				
9				
10				
11				
12				

WELLS

	Number:	Number:	Number:	Number:
13				
14 Description (ie., Deep, Artisan, Spring, etc.)	(1) Deep	(2) Deep		
15 Year Constructed	1964	1970		
16 Type of Construction	Drilled	Drilled		
17 Type of Casing	6" 9# Steel	6 1/8" 13 Drilled		
18 Depth and Diameter of Well	615'6"	485'6"		
19 Yield of Well in Gallons per day				
20 Chemicals (ie., Provide Type, Cost and Quantities of Each):				
21 Type -				
22 Cost -				
23 Quantity -				

METERS AND METER SETTINGS

Customer Class (a)	Meter Size (b)	Total at Beginning of Year (c)	Total No. of Additions (d)	Total No. Removed or Disconnected (e)	Total at End of Year (f)	Total No. Owned by Customers at End of Year (g)
3 Residential:	3/4"	8			8	
4 COMMERCIAL	5/8"	7			7	
5 COMMERCIAL	1 1/2"	2			2	
6 COMMERCIAL	2"	2			2	
7 Other Customers:						
8 COMMERCIAL	1"	1			1	
9 COMMERCIAL	3/4"	3			3	
10 Total in Use by Customers	XXXXXX	23	-	-	23	-
11 Not in Use (ie., Inventory)						XXXXXX
12						XXXXXX
13						XXXXXX
14 Total Meters	XXXXXX	23	-	-	23	-

STORAGE FACILITIES

Type of Storage (ie., Pnuematic, Ground, Standpipes, Elevated Tanks, etc.) (a)	Construction Material (b)	Last Date Painted if Applicable (indicate interior or exterior) (c)	Capacity (d)
15 HYDRO-PNEUMATIC	STEEL	5-120 GALLON	
16 HYDRO_PNEUMATIC	STEEL	3-135 GALLON	
17 ELEVATED	STEEL	85,000 GALLON	
18			
19			


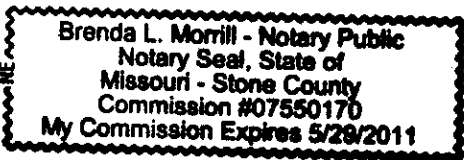

Indicate formula cells

1
2 Company Name: **KIMBERLING CITY WATER COMPANY**

For the Year Ended December 31, 2009

Submitting this Annual Report is an "option" through EFIS.

A registered official company representative is authorized to utilize this option, type in all necessary information below, including the Notary's information (pursuant to Sections 432.200 and 432.295). After submitting the Annual Report through EFIS, you will receive a BMAR (confirmation) number. Indicate that BMAR number on the original and retain for your records.

WATER and/or SEWER	
Annual Report of _____	KIMBERLING CITY WATER COMPANY
for the year ending December 31, <u>2009</u>	
VERIFICATION	
The foregoing report must be verified by the oath of the President, Treasurer, General Manager or Receiver of the company. The oath required may be taken before any person authorized to administer an oath by the laws of the State in which the same is taken.	
OATH	
State Of <u>Missouri</u>	} ss:
County Of <u>Stone</u>	
_____ R. Layne Morrill, Sr. _____ makes oath and says that (Insert here the name of the affiant)	
s/he is _____	President (Insert here the official title of the affiant)
of _____	Kimberling City Water Company (Insert here the exact legal title or name of the respondent)
that s/he has examined the foregoing report; that to the best of his or her knowledge, information, and belief, all statements of fact contained in the said report are true and the said report is a correct statement of the business and affairs of the above-named respondent.	
_____ 1-Jan _____, 2009 to and including _____ 31-Dec _____, 2009	
 (Signature of affiant)	
Subscribed and sworn to before me, a _____ Notary Public _____ in and for the	
State and county above named, this _____ 12th _____ day of _____ April _____ 9	
My Commission expires _____ 29-May _____ 11	
	 (Signature of officer authorized to administer oaths)
Missouri Revised Statutes § 392.210	

Original in its entirety must be mailed (if not utilizing EFIS) to:
Manager of the Data Center
MoPSC, 200 Madison Street, Suite 100
Jefferson City, MO 65101 (P.O. Box 360, 65102-0360)