Electric Revenue Summary by Rate
Total Company Electric by State
March 31, 2024

| St | Revenue Class | Plan Description | Values<br>Sum of Cust Count | KWHs | Usage | OffPeakChg | OffPeakCredit | OnPeakChg | Customer Charge | ParticipationChg | ShoulderUsageChg | Franchise Fee | Fuel | EnviRec | Riverton Rider | Property Tax | ExceedFclty | SWPP | EERC | EIF | TCR | ECP | LIAP | TaxCuts | TDC | CSPP Rdr | Cogen Chg Amt | TCRExcessADIT | Sum of Storm | Total Revenue | Sum of Securitization |
|---|---|---|---|---|---|---|---|---|---|---|---|---|---|---|---|---|---|---|---|---|---|---|---|---|---|---|---|---|---|---|---|
| | | | - | - | - | - | - | - | - | - | - | - | - | - | - | - | - | - | - | - | - | - | - | - | - | - | - | - | 0 | - | 0 |
| AR | Commercial | CB-Commercial | 647 | 1,001,505 | 74,295.38 | - | - | - | 11,075.86 | - | - | 3,802.41 | 46,959.26 | - | - | - | - | - | 488.14 | - | 5,105.28 | - | - | - | - | - | - | - | 0 | 141,126.33 | 0 |
| AR | | GP-General Power | 61 | 1,208,952 | 79,573.64 | - | - | - | 4,216.00 | - | - | 346.83 | 55,986.61 | - | - | - | 6.00 | - | 592.35 | - | 4,405.57 | - | - | - | - | - | - | - | 0 | 145,127.00 | 0 |
| AR | | LS-Special Lighting | 3 | 402 | 120.30 | - | - | - | - | - | - | 3.67 | 38.61 | - | - | - | - | - | 0.20 | - | - | - | - | - | - | - | - | - | 0 | 140.78 | 0 |
| AR | | PL-Private Lighting | 2 | 27,428 | 4,131.90 | - | - | - | - | - | - | 47.55 | 1,259.08 | (0.88) | (1.22) | - | - | - | 12.98 | - | - | - | - | 6.92 | - | - | - | - | 0 | 5,456.33 | 0.94 |
| AR | Commercial Total | | 713 | 2,238,288 | 158,121.22 | - | - | - | 15,291.86 | - | - | 4,198.46 | 103,423.56 | (0.88) | (1.22) | - | 6.00 | - | 1,093.67 | - | 9,510.85 | - | - | 6.92 | - | - | - | - | 0 | 291,850.44 | 0.94 |
| AR | Industrial | CB-Commercial | 1 | 1,235 | 103.23 | - | - | - | 17.14 | - | - | 7.38 | 57.19 | - | - | - | - | - | 0.61 | - | 6.30 | - | - | - | - | - | - | - | 0 | 191.85 | 0 |
| AR | | GP-General Power | 5 | 697,667 | 41,644.84 | - | - | - | 340.00 | - | - | 100.00 | 32,268.96 | - | - | - | 3,101.85 | - | 341.85 | - | 2,481.89 | - | - | - | - | - | - | - | 0 | 80,221.39 | 0 |
| AR | | PL-Private Lighting | - | 5,718 | 568.42 | - | - | - | - | - | - | 9.75 | 264.80 | - | - | - | 395.21 | - | 0.69 | - | - | - | - | - | - | - | - | - | 0 | 1,238.87 | 0 |
| AR | | PT-Transmission | 3 | 5,294,054 | 232,922.24 | - | - | - | 968.91 | - | - | 100.00 | 245,167.64 | - | - | - | 7,665.09 | - | 525.67 | - | 23,152.04 | - | - | - | - | - | - | - | 0 | 510,501.58 | 0 |
| AR | Industrial Total | | 9 | 5,998,674 | 275,238.73 | - | - | - | 1,326.05 | - | - | 217.13 | 277,758.59 | - | - | - | 11,162.15 | - | 868.82 | - | 25,642.23 | - | - | - | - | - | - | - | 0 | 592,253.70 | 0 |
| AR | Muni Street & Highway Lighting | CB-Commercial | 24 | 4,863 | 428.93 | - | - | - | 411.36 | - | - | - | 225.20 | - | - | - | - | - | 2.27 | - | 24.81 | - | - | - | - | - | - | - | 0 | 1,092.67 | 0 |
| AR | | LS-Special Lightine | 6 | 1,003 | 306.16 | - | - | - | - | - | - | - | 46.46 | - | - | - | - | - | 0.49 | - | - | - | - | - | - | - | - | - | 0 | 353.11 | 0 |
| AR | | PL-Private Lightine | - | 698 | 70.36 | - | - | - | - | - | - | - | 23.11 | - | - | - | - | - | 0.24 | - | - | - | - | - | - | - | - | - | 0 | 93.71 | 0 |
| AR | | SPL-Municipal St Lighting | - | 64,807 | 3,365.49 | - | - | - | - | - | - | - | 3,003.21 | - | - | - | 1,891.45 | - | 31.76 | - | - | - | - | - | - | - | - | - | 0 | 8,289.91 | 0 |
| AR | Muni Street & Hiithway Lightine Total | | 30 | 71,172 | 4,170.94 | - | - | - | 411.36 | - | - | - | 3,295.98 | - | - | - | 1,891.45 | - | 34.86 | - | 24.81 | - | - | - | - | - | - | - | 0 | 9,829.40 | 0 |
| AR | Other Public Authority | CB-Commercial | 78 | 91,916 | 7,037.87 | - | - | - | 1,319.78 | - | - | - | 4,216.64 | - | - | - | - | - | 65.05 | - | 468.81 | - | - | - | - | - | - | - | 0 | 13,128.15 | 0 |
| AR | | GP-General Power | 5 | 664,521 | 27,351.99 | - | - | - | 272.00 | - | - | - | 30,773.96 | - | - | - | - | - | 325.62 | - | 1,116.60 | - | - | - | - | - | - | - | 0 | 59,840.17 | 0 |
| AR | | PL-Private Lightine | - | 65 | 8.71 | - | - | - | - | - | - | - | 3.01 | - | - | - | - | - | 0.03 | - | - | - | - | - | - | - | - | - | 0 | 11.75 | 0 |
| AR | Other Public Authority Total | | 83 | 756,502 | 34,398.57 | - | - | - | 1,591.78 | - | - | - | 35,033.61 | - | - | - | - | - | 370.70 | - | 1,585.41 | - | - | - | - | - | - | - | 0 | 72,980.07 | 0 |
| AR | Residential | 0 | - | - | - | - | - | - | - | - | - | - | - | - | - | - | - | - | - | - | - | - | - | - | - | - | - | - | 0 | - | 0 |
| AR | | NM-Net Metering | - | 16,106 | (1,489.61) | - | - | - | - | - | - | - | - | - | - | - | - | - | - | - | - | - | - | - | - | - | - | - | 0 | (1,489.61) | 0 |
| AR | | PL-Private Lightine | 8 | 15,437 | 2,785.79 | - | - | - | - | - | - | 8.65 | 715.77 | - | - | - | - | - | 8.46 | - | - | - | - | - | - | - | - | - | 0 | 3,518.67 | 0 |
| AR | | RG-Residential | 4,759 | 3,786,394 | 308,538.07 | - | - | - | 64,163.96 | - | - | 18,236.59 | 170,104.20 | - | - | - | - | - | 1,799.83 | - | 21,383.35 | - | - | - | - | - | - | - | 0 | 584,226.00 | 0 |
| AR | Residential Total | | 4,767 | 3,817,937 | 309,834.25 | - | - | - | 64,163.96 | - | - | 18,245.24 | 170,819.97 | - | - | - | - | - | 1,808.29 | - | 21,383.35 | - | - | - | - | - | - | - | 0 | 586,255.06 | 0 |
| AR Total | | | 5,602 | 12,882,572 | 781,762.71 | - | - | - | 82,785.01 | - | - | 22,660.83 | 590,371.71 | (0.88) | (1.22) | - | 13,059.60 | - | 4,176.34 | - | 58,146.45 | - | - | 6.92 | - | - | - | - | 0 | 1,553,168.67 | 0.94 |

Electric Revenue Summary by Rate
Total Company Electric by State
March 31, 2024

| | | | | | | | | | | | | | | | | | | | | | | | | | | | | |
|---|---|---|---|---|---|---|---|---|---|---|---|---|---|---|---|---|---|---|---|---|---|---|---|---|---|---|---|---|
| KS | **Commercial** | | - | - | | | | | | | | | - | | | | | | | | | | | | | | | |
| KS | | CB-Commercial | 1,081 | 1,204,711 | 95,624.74 | - | - | - | 21,551.33 | - | - | 5,323.73 | 30,946.08 | - | - | 2,118.91 | - | - | - | - | - | - | 19,882.79 | - | - | - | 6797.66 | 182,245.24 | 0 |
| KS | | GP-General Power | 66 | 1,558,346 | 112,603.61 | - | - | - | - | - | - | 700.00 | 40,496.09 | - | - | 2,785.85 | 612.34 | - | - | - | - | - | 20,140.72 | - | - | - | 8917.88 | 186,307.49 | 0 |
| KS | | LS-Special Lightine | 9 | 2,290 | 326.03 | - | - | - | - | - | - | 3.35 | 59.59 | - | - | 6.10 | - | - | - | - | - | - | 2.46 | - | - | - | 13.13 | 408.66 | 0 |
| KS | | NM-Net Meterine | - | 2,630 | (170.47) | - | - | - | - | - | - | - | - | - | - | - | - | - | - | - | - | - | - | - | - | - | 0 | (170.47) | 0 |
| KS | | PL-Private Lighting | 17 | 50,923 | 12,167.00 | - | - | - | - | - | - | 122.51 | 1,314.76 | - | - | 90.50 | 69.00 | - | - | - | - | - | 156.39 | - | - | - | 289.34 | 14,409.50 | 0 |
| KS | | PT-Transmission | | | | | | | | | | | | | | | | | | | | | | | | | | |
| KS | | SH-Small Heatine | 99 | 143,341 | 10,001.66 | - | - | - | 1,968.00 | - | - | 624.27 | 3,729.78 | - | - | 256.61 | - | - | - | - | - | - | 2,732.09 | - | - | - | 821.35 | 20,133.76 | 0 |
| KS | | TEB-Total Electric Bldg | 35 | 533,561 | 34,933.65 | - | - | - | - | - | - | 302.80 | 13,819.96 | - | - | 952.49 | - | - | - | - | - | - | 8,583.11 | - | - | - | 3049.05 | 63,642.06 | 0 |
| KS | **Commercial Total** | | **1,307** | **3,493,802** | **267,686.22** | - | - | - | **21,519.33** | - | - | **7,077.66** | **90,386.26** | - | - | **6,268.46** | **732.34** | - | - | - | - | - | **51,497.56** | - | - | - | **19888.41** | **466,996.24** | **0** |
| KS | **Industrial** | CB-Commercial | 9 | 34,410 | 2,743.68 | - | - | - | 175.33 | - | - | 83.62 | 895.36 | - | - | 61.59 | - | - | - | - | - | - | 576.72 | - | - | - | 107.17 | 4,733.47 | 0 |
| KS | | GP-General Power | 26 | 951,880 | 76,223.40 | - | - | - | - | - | - | 275.00 | 24,582.65 | - | - | 1,691.12 | - | - | - | - | - | - | 16,192.51 | - | - | - | 5413.48 | 124,378.16 | 0 |
| KS | | NM-Net Metering | | 1 | | - | - | - | - | - | - | | | - | - | | - | - | - | - | - | - | | - | - | - | 0 | | 0 |
| KS | | PL-Private Lighting | - | 12,389 | 2,403.30 | - | - | - | - | - | - | 50.58 | 322.36 | - | - | 22.18 | - | - | - | - | - | - | 38.28 | - | - | - | 70.98 | 2,907.68 | 0 |
| KS | | PT-Transmission | 5 | 3,827,387 | 153,218.19 | - | - | - | - | - | - | 50.00 | 99,588.62 | - | - | 6,851.01 | 10,291.26 | - | - | - | - | - | 62,207.43 | - | - | - | 21930.92 | 334,137.43 | 0 |
| KS | | SH-Small Heating | 2 | 3,579 | 245.27 | - | - | - | 40.00 | - | - | - | 93.13 | - | - | 6.41 | - | - | - | - | - | - | 68.22 | - | - | - | 20.51 | 473.54 | 0 |
| KS | | TEB-Total Electric Bldg | 2 | 11,840 | 991.59 | - | - | - | - | - | - | - | 308.07 | - | - | 21.20 | - | - | - | - | - | - | 190.98 | - | - | - | 67.85 | 1,579.69 | 0 |
| KS | **Industrial Total** | | **44** | **4,841,486** | **235,825.43** | - | - | - | **215.33** | - | - | **459.20** | **125,790.19** | - | - | **8,653.51** | **10,291.26** | - | - | - | - | - | **59,274.14** | - | - | - | **27700.91** | **468,209.97** | **0** |
| KS | **Interdepartmental** | CB-Commercial | 14 | 10,888 | 871.22 | - | - | - | 120.00 | - | - | - | 283.29 | - | - | 19.49 | - | - | - | - | - | - | 182.48 | - | - | - | 62.38 | 1,538.86 | 0 |
| KS | | GP-General Power | 2 | 4,240 | 1,205.44 | - | - | - | - | - | - | - | 110.32 | - | - | 7.59 | - | - | - | - | - | - | 173.94 | - | - | - | 24.3 | 1,521.58 | 0 |
| KS | **Interdepartmental Total** | | **16** | **15,128** | **2,076.66** | - | - | - | **120.00** | - | - | - | **393.61** | - | - | **27.08** | - | - | - | - | - | - | **356.42** | - | - | - | **86.68** | **3,060.45** | **0** |
| KS | **Muni Street & Highway Lighting** | CB-Commercial | 46 | 10,788 | 909.35 | - | - | - | 920.00 | - | - | - | 280.71 | - | - | 19.32 | - | - | - | - | - | - | 180.81 | - | - | - | 61.86 | 2,372.05 | 0 |
| KS | | GP-General Power | 1 | 18,880 | 1,250.78 | - | - | - | - | - | - | - | 491.26 | - | - | 33.80 | - | - | - | - | - | - | 207.28 | - | - | - | 108.18 | 2,091.30 | 0 |
| KS | | LS-Special Lightine | 9 | 570 | 118.80 | - | - | - | - | - | - | - | 14.83 | - | - | 1.02 | - | - | - | - | - | - | 0.61 | - | - | - | 3.27 | 138.53 | 0 |
| KS | | PL-Private Lighting | - | 413 | 112.40 | - | - | - | - | - | - | - | 10.75 | - | - | 0.74 | - | - | - | - | - | - | 1.28 | - | - | - | 2.36 | 127.53 | 0 |
| KS | | SPL-Municipal St Lighting | - | 83,306 | 9,077.97 | - | - | - | - | - | - | - | 2,167.62 | - | - | 149.11 | 4,294.36 | - | - | - | - | - | 319.06 | - | - | - | 477.34 | 16,485.46 | 0 |
| KS | **Muni Street & Highway Lighting Total** | | **56** | **113,957** | **11,469.30** | - | - | - | **920.00** | - | - | - | **2,965.17** | - | - | **203.99** | **4,294.36** | - | - | - | - | - | **709.04** | - | - | - | **653.01** | **21,216.87** | **0** |
| KS | **Other Public Authority** | CB-Commercial | 81 | 79,652 | 5,742.05 | - | - | - | 1,600.00 | - | - | - | 1,838.12 | - | - | 126.45 | - | - | - | - | - | - | 1,184.11 | - | - | - | 404.85 | 10,895.78 | 0 |
| KS | | GP-General Power | 11 | 157,338 | 12,844.72 | - | - | - | - | - | - | - | 4,091.93 | - | - | 281.63 | - | - | - | - | - | - | 2,180.63 | - | - | - | 901.55 | 20,202.46 | 0 |
| KS | | LS-Special Lightine | - | - | | - | - | - | - | - | - | - | - | - | - | | - | - | - | - | - | - | | - | - | - | | | |
| KS | | PL-Private Lighting | - | 157 | 37.82 | - | - | - | - | - | - | - | 4.09 | - | - | 0.28 | - | - | - | - | - | - | 0.49 | - | - | - | 0.9 | 43.58 | 0 |
| KS | | SH-Small Heating | 3 | 12,360 | 843.14 | - | - | - | 60.00 | - | - | - | 321.61 | - | - | 22.13 | - | - | - | - | - | - | 235.58 | - | - | - | 70.82 | 1,553.28 | 0 |
| KS | | TEB-Total Electric Bldg | 1 | 9,920 | 817.31 | - | - | - | - | - | - | - | 258.12 | - | - | 17.76 | - | - | - | - | - | - | 160.01 | - | - | - | 56.84 | 1,310.04 | 0 |
| KS | **Other Public Authority Total** | | **96** | **259,427** | **20,285.04** | - | - | - | **1,660.00** | - | - | - | **6,516.07** | - | - | **448.25** | - | - | - | - | - | - | **3,760.82** | - | - | - | **1454.96** | **34,105.14** | **0** |
| KS | **Residential** | 0 | - | | | - | - | - | - | - | - | - | - | - | - | - | - | - | - | - | - | - | - | - | - | - | | 0 | |
| KS | | NM-Net Meterine | - | 18,981 | (1,215.50) | - | - | - | - | - | - | - | - | - | - | - | - | - | - | - | - | - | - | - | - | - | 0 | (1,215.50) | 0 |
| KS | | PL-Private Lighting | 11 | 46,964 | 14,505.00 | - | - | - | - | - | - | 81.22 | 1,222.31 | - | - | 87.26 | - | - | - | - | - | - | 147.63 | - | - | - | 269.69 | 16,313.11 | 0 |
| KS | | RG-Residential | 5,670 | 4,083,702 | 250,593.72 | - | - | - | 80,407.30 | - | - | 20,738.83 | 304,854.83 | - | - | 7,212.34 | - | - | - | - | - | - | 83,780.81 | - | - | - | 23092.98 | 571,180.81 | 0 |
| KS | | RG-Residential Water Heat | 719 | 692,775 | 39,502.26 | - | - | - | 10,404.40 | - | - | 2,358.24 | 17,401.88 | - | - | 1,169.21 | - | - | - | - | - | - | 13,977.63 | - | - | - | 3885.93 | 88,679.55 | 0 |
| KS | | RH-Residential Total Elec | 1,900 | 2,361,918 | 125,728.02 | - | - | - | 27,084.53 | - | - | 5,084.59 | 59,848.00 | - | - | 4,122.84 | - | - | - | - | - | - | 46,828.45 | - | - | - | 13102.23 | 281,898.66 | 0 |
| KS | **Residential Total** | | **8,300** | **7,204,340** | **429,113.50** | - | - | - | **118,396.23** | - | - | **28,272.88** | **383,327.02** | - | - | **12,621.65** | - | - | - | - | - | - | **144,734.52** | - | - | - | **40390.83** | **956,856.63** | **0** |
| **KS Total** | | | **9,819** | **15,910,140** | **966,456.15** | - | - | - | **144,830.89** | - | - | **35,809.74** | **409,378.12** | - | - | **28,162.94** | **15,317.96** | - | - | - | - | - | **260,332.50** | - | - | - | **90154.8** | **1,950,443.30** | **0** |

Electric Revenue Summary by Rate
Total Company Electric by State
March 31, 2024

| | | | | | | | | | | | | | | | | | | | | | | | | | | | | | |
|---|---|---|---|---|---|---|---|---|---|---|---|---|---|---|---|---|---|---|---|---|---|---|---|---|---|---|---|---|---|
| MO | **Commercial** | | 1 | - | - | 0.14 | - | - | - | - | - | - | 0.01 | - | - | - | - | - | - | - | - | - | - | - | - | - | 0 | 0.15 | 0 |
| MO | | CB-Commercial | 3 | - | - | - | - | - | - | - | - | - | - | - | - | - | - | - | - | - | - | - | - | - | - | - | 0 | | 0 |
| MO | | GP-General Power | - | - | 9,732.37 | - | - | - | - | - | - | - | - | - | - | - | - | - | - | - | - | - | - | - | - | - | - | 9,732.37 | |
| MO | | LP-Large Power | 9 | 8,772.936 | 713,565.35 | - | - | - | 3,326.98 | - | - | 2,335.98 | 62,669.75 | - | - | - | 42,246.38 | - | 1,185.00 | - | - | - | - | - | - | - | 0 | 825,329.44 | 82851.85 |
| MO | | LS-Special Lightine | 43 | 14.894 | 3,096.55 | - | - | - | - | - | - | 29.28 | 108.25 | - | - | - | - | - | 4.15 | - | - | - | - | - | - | - | 0 | 3,238.23 | 75.01 |
| MO | | MS-Miscellaneous | - | - | - | - | - | - | - | - | - | - | - | - | - | - | - | - | - | - | - | - | - | - | - | - | - | - | |
| MO | | NS-GS-General Service | 816 | 794.040 | 101,422.96 | - | - | - | 19,614.65 | - | - | 3,919.69 | 5,772.54 | - | - | - | - | - | 221.84 | - | - | - | - | - | - | - | 0 | 130,951.68 | 4032.47 |
| MO | | NS-LG-Large General | 194 | 7,026.396 | 737,690.05 | - | - | - | 13,752.69 | - | - | 11,553.03 | 51,038.31 | - | - | - | 1,196.17 | - | 1,810.55 | - | - | - | - | - | - | - | 0 | 816,800.80 | 26408.44 |
| MO | | NS-LG-Large General Serv | - | - | - | - | - | - | - | - | - | - | - | - | - | - | - | - | - | - | - | - | - | - | - | - | - | - | |
| MO | | NS-SP-Small Primary | 8 | 1,506.653 | 124,282.16 | - | - | - | 555.92 | - | - | 685.27 | 10,953.37 | - | - | - | 6,504.13 | - | 359.87 | - | - | - | - | - | 4,145.47 | - | - | 147,496.39 | 9627.13 |
| MO | | NS-SP-Small Primary TEB | - | - | - | - | - | - | - | - | - | - | - | - | - | - | - | - | - | - | - | - | - | - | - | - | - | - | |
| MO | | PL-Private Lighting | 103 | 561.410 | 202,780.47 | - | - | - | - | - | - | 2,657.75 | 4,041.49 | - | - | - | 503.89 | - | 0.02 | - | - | - | - | - | - | - | 0 | 209,989.62 | 3402.95 |
| MO | | SH-Small Heating | - | - | - | - | - | - | - | - | - | - | - | - | - | - | - | - | - | - | - | - | - | - | - | - | - | - | |
| MO | | TC-GS-Time Choice | 19,820 | 27,717.344 | 3,610,402.48 | - | (160,987.68) | - | 474,741.57 | - | - | 121,362.12 | 201,465.80 | - | - | - | 55.90 | - | 7,718.67 | - | - | - | - | 46.78 | (224.04) | - | 0 | 4,254,581.60 | 128115.96 |
| MO | | TC-GP-Time Choice | 26 | 1,341.918 | 147,692.63 | - | (2,321.08) | - | 1,876.23 | - | - | 2,769.51 | 9,751.76 | - | - | - | 3,403.13 | - | 239.14 | - | - | - | - | 18,734.02 | - | - | 0 | 182,149.53 | 7000.54 |
| MO | | TC-LG-Time Choice | 2,223 | 54,513.724 | 5,891,555.12 | - | (77,114.09) | - | 154,079.40 | - | - | 85,679.44 | 395,516.63 | - | - | - | 50.00 | - | 14,453.85 | - | - | - | - | - | (130.81) | - | 0 | 6,464,088.54 | 263170.93 |
| MO | | TC-GS-Time Choice Plus | 4 | 605 | - | 40.15 | - | 40.24 | 95.88 | - | - | 5.15 | 6.40 | - | - | - | - | - | 0.17 | - | - | - | - | - | - | - | - | 185.99 | 3.55 |
| MO | | NS-GS CEPP | - | - | - | - | - | - | - | - | - | - | - | - | - | - | - | - | - | - | - | - | - | - | - | - | - | - | |
| MO | | TC-GS CEBPP | 1 | - | - | 95.47 | - | 187.24 | - | - | 30.41 | - | 30.41 | - | - | - | - | - | 1.17 | - | - | - | - | - | - | - | 0 | 344.70 | 0 |
| MO | **Commercial Total** | | **23,251** | **102,243.920** | **11,542,020.14** | **135.76** | **(240,422.86)** | **227.48** | **668,003.32** | - | **30.41** | **231,007.22** | **741,356.72** | - | - | - | **53,965.80** | - | **25,994.43** | - | - | - | - | **22,926.47** | **(354.85)** | - | **0** | **13,064,890.04** | **533689.83** |
| MO | **Industrial** | CB-Commercial | - | - | - | - | - | - | - | - | - | - | - | - | - | - | - | - | - | - | - | - | - | - | - | - | - | - | |
| MO | | GP-General Power | - | - | - | - | - | - | - | - | - | - | - | - | - | - | - | - | - | - | - | - | - | - | - | - | - | - | |
| MO | | LP-Large Power | 30 | 46,066.351 | 3,491,941.07 | - | - | - | 8,279.66 | - | - | 960.00 | 328,913.73 | - | - | - | 62,999.82 | - | 2,743.69 | - | - | - | - | - | - | - | 0 | 3,895,837.97 | 462710.25 |
| MO | | NS-GS-General Service | - | - | - | - | - | - | - | - | - | - | - | - | - | - | - | - | - | - | - | - | - | - | - | - | - | - | |
| MO | | NS-LG-Large General | 26 | 2,307.600 | 236,976.94 | - | - | - | 1,806.74 | - | - | 2,127.97 | 16,776.26 | - | - | - | - | - | 568.42 | - | - | - | - | - | - | - | 0 | 258,256.33 | 15286.88 |
| MO | | NS-LG-Large General Serv | - | - | - | - | - | - | - | - | - | - | - | - | - | - | - | - | - | - | - | - | - | - | - | - | - | - | |
| MO | | NS-SP-Small Primary | 13 | 3,869.950 | 384,898.00 | - | - | - | 903.37 | - | - | 6,025.39 | 28,134.54 | - | - | - | 10,793.19 | - | 432.37 | - | - | - | - | - | - | - | 0 | 431,186.86 | 39783.08 |
| MO | | NS-SP-Small Primary TEB | - | - | - | - | - | - | - | - | - | - | - | - | - | - | - | - | - | - | - | - | - | - | - | - | - | - | |
| MO | | OH Pipe GP-General Power | - | - | - | - | - | - | - | - | - | - | - | - | - | - | - | - | - | - | - | - | - | - | - | - | - | - | |
| MO | | OH Pipe LP-Large Power | 5 | 6,189.743 | 509,677.82 | - | - | - | 1,417.75 | - | - | - | 44,194.76 | - | - | - | - | - | - | - | - | - | - | - | - | - | 0 | 555,290.33 | 63630.55 |
| MO | | OH Pipe-NS-SP Small Primary | 4 | 646.400 | 63,566.84 | - | - | - | 277.96 | - | - | - | 4,699.33 | - | - | - | - | - | 180.99 | - | - | - | - | - | - | - | 0 | 68,725.12 | 6644.99 |
| MO | | PFM-Feed Mill/Grain Elev | - | - | - | - | - | - | - | - | - | - | - | - | - | - | - | - | - | - | - | - | - | - | - | - | - | - | |
| MO | | PL-Private Lighting | 1 | 25.769 | 9,632.71 | - | - | - | - | - | - | 281.09 | 187.36 | - | - | - | - | - | - | - | - | - | - | - | - | - | 0 | 9,901.16 | 221.67 |
| MO | | SH-Small Heating | - | - | - | - | - | - | - | - | - | - | - | - | - | - | - | - | - | - | - | - | - | - | - | - | - | - | |
| MO | | TC-GS-Time Choice | 76 | 203.178 | 26,158.75 | - | (1,050.92) | - | 1,832.11 | - | - | 1,049.27 | 1,477.67 | - | - | - | 310.67 | - | 56.19 | - | - | - | - | - | - | - | 0 | 29,833.14 | 1062.05 |
| MO | | TC-GP-Time Choice | 5 | 390.914 | 38,741.30 | - | (510.97) | - | 347.45 | - | - | 154.79 | 2,841.94 | - | - | - | 4,473.34 | - | 109.47 | - | - | - | - | - | - | - | 0 | 46,158.32 | 2994.57 |
| MO | | TEB-Total Electric Bldg | - | - | - | - | - | - | - | - | - | - | - | - | - | - | - | - | - | - | - | - | - | - | - | - | - | - | |
| MO | | TS-Transmission | 1 | 5,398.920 | 313,440.55 | - | - | - | - | - | - | - | 38,555.43 | - | - | - | 72.00 | - | - | - | - | - | - | - | - | - | 0 | 352,067.98 | 54350.19 |
| MO | | TC-LG-Time Choice | 306 | 7,210.290 | 723,270.43 | - | (10,589.30) | - | 7,400.68 | - | - | 5,502.43 | 52,418.81 | - | - | - | 130.73 | - | 1,692.11 | - | - | - | - | - | - | - | 0 | 779,825.89 | 26085.41 |
| MO | **Industrial Total** | | **267** | **72,310.115** | **5,798,106.41** | - | **(12,151.19)** | - | **22,265.72** | - | - | **16,102.94** | **518,195.23** | - | - | - | **78,779.75** | - | **5,783.24** | - | - | - | - | - | - | - | **0** | **6,427,086.10** | **676778.64** |
| MO | **Interdepartmental** | CB-Commercial | 111 | - | - | - | - | - | - | - | - | - | - | - | - | - | - | - | - | - | - | - | - | - | - | - | - | - | |
| MO | | GP-General Power | - | - | - | - | - | - | - | - | - | - | - | - | - | - | - | - | - | - | - | - | - | - | - | - | - | - | |
| MO | | NS-GS-General Service | - | - | - | - | - | - | - | - | - | - | - | - | - | - | - | - | - | - | - | - | - | - | - | - | - | - | |
| MO | | NS-LG-Large General | 2 | 79.078 | 6,681.57 | - | - | - | 138.98 | - | - | - | 574.90 | - | - | - | - | - | 22.14 | - | - | - | - | - | - | - | 0 | 7,417.59 | 226.68 |
| MO | | PL-Private Lighting | - | 188 | 55.12 | - | - | - | - | - | - | - | 1.37 | - | - | - | - | - | - | - | - | - | - | - | - | - | 0 | 56.49 | 1.17 |
| MO | | TC-GS-Time Choice | 54 | 198.187 | 25,325.85 | - | (1,255.39) | - | 1,294.38 | - | - | - | 1,440.80 | - | - | - | - | - | 55.50 | - | - | - | - | - | - | - | 0 | 26,860.83 | 1011.42 |
| MO | | TC-LG-Time Choice | 8 | 260.521 | 24,241.78 | - | (439.82) | - | 555.92 | - | - | - | 1,894.00 | - | - | - | - | - | 72.94 | - | - | - | - | - | - | - | 0 | 24,354.82 | 1638.86 |
| MO | **Interdepartmental Total** | | **175** | **537.974** | **56,304.32** | - | **(1,695.52)** | - | **1,989.28** | - | - | - | **3,911.07** | - | - | - | - | - | **150.58** | - | - | - | - | - | - | - | **0** | **60,689.73** | **2979.13** |
| MO | **Muni Street & Hiehway Lighting** | CB-Commercial | - | - | - | - | - | - | - | - | - | - | - | - | - | - | - | - | - | - | - | - | - | - | - | - | - | - | |
| MO | | GP-General Power | - | - | - | - | - | - | - | - | - | - | - | - | - | - | - | - | - | - | - | - | - | - | - | - | - | - | |
| MO | | LS-Special Lighting | 77 | 22.753 | 4,764.15 | - | - | - | - | - | - | - | 165.44 | - | - | - | - | - | 5.93 | - | - | - | - | - | - | - | 0 | 4,935.52 | 97.93 |
| MO | | MS-Miscellaneous | 2 | 11.295 | 1,207.66 | - | - | - | 41.96 | - | - | - | 82.11 | - | - | - | - | - | - | - | - | - | - | - | - | - | 0 | 1,331.73 | 0 |
| MO | | NS-GS-General Service | 49 | 7.035 | 916.23 | - | - | - | 1,174.53 | - | - | - | 51.15 | - | - | - | - | - | 1.95 | - | - | - | - | - | - | - | 0 | 2,143.86 | 33.18 |
| MO | | NS-LG-Large General | - | - | - | - | - | - | - | - | - | - | - | - | - | - | - | - | - | - | - | - | - | - | - | - | - | - | |
| MO | | PL-Private Lighting | - | 3.675 | 1,420.44 | - | - | - | - | - | - | - | 26.71 | - | - | - | - | - | - | - | - | - | - | - | - | - | 0 | 1,447.15 | 23.16 |
| MO | | SH-Small Heating | - | - | - | - | - | - | - | - | - | - | - | - | - | - | - | - | - | - | - | - | - | - | - | - | - | - | |
| MO | | SPL-Municipal St Lighting | 7 | 1,420.671 | 188,685.00 | - | - | - | - | - | - | - | 10,228.24 | - | - | - | 96,998.89 | - | - | - | - | - | - | - | - | - | 0 | 296,012.13 | 14880.09 |
| MO | | TC-GS-Time Choice | 296 | 114.167 | 15,239.84 | - | (876.46) | - | 7,071.15 | - | - | - | 829.97 | - | - | - | - | - | 31.96 | - | - | - | - | - | - | - | 0 | 22,276.46 | 466.87 |
| MO | | TC-LG-Time Choice | 3 | 31.360 | 5,074.75 | - | (52.48) | - | 268.47 | - | - | - | 227.98 | - | - | - | - | - | 8.78 | - | - | - | - | - | - | - | 0 | 5,482.58 | 95.98 |
| MO | **Muni Street & Highway Lighting Total** | | **434** | **1,610.955** | **217,288.07** | - | **(928.86)** | - | **8,496.11** | - | - | - | **11,711.61** | - | - | - | **96,998.89** | - | **48.62** | - | - | - | - | - | - | - | **0** | **333,614.44** | **15537.21** |
| MO | **Other Public Authority** | CB-Commercial | - | - | - | - | - | - | - | - | - | - | - | - | - | - | - | - | - | - | - | - | - | - | - | - | - | - | |
| MO | | GP-General Power | - | - | - | - | - | - | - | - | - | - | - | - | - | - | - | - | - | - | - | - | - | - | - | - | - | - | |
| MO | | LS-Special Lighting | - | - | - | - | - | - | - | - | - | - | - | - | - | - | - | - | - | - | - | - | - | - | - | - | - | - | |
| MO | | NS-GS-General Service | 11 | 10.073 | 1,278.90 | - | - | - | 263.67 | - | - | - | 73.23 | - | - | - | - | - | 2.82 | - | - | - | - | - | - | - | 0 | 1,618.62 | 21.83 |
| MO | | NS-LG-Large General | 25 | 1,101.942 | 104,608.12 | - | - | - | 1,737.25 | - | - | - | 8,013.12 | - | - | - | - | - | 308.55 | - | - | - | - | - | - | - | 0 | 114,665.04 | 4831.97 |
| MO | | NS-SP-Small Primary | 1 | 491.688 | 39,842.50 | - | - | - | 69.49 | - | - | - | 3,574.57 | - | - | - | 1,089.59 | - | 137.67 | - | - | - | - | - | - | - | 0 | 44,713.82 | 2527.28 |
| MO | | PL-Private Lighting | - | 1.168 | 427.49 | - | - | - | - | - | - | - | 8.49 | - | - | - | - | - | - | - | - | - | - | - | - | - | 0 | 445.98 | 9.14 |
| MO | | SH-Small Heating | - | - | - | - | - | - | - | - | - | - | - | - | - | - | - | - | - | - | - | - | - | - | - | - | - | - | |
| MO | | TC-GS-Time Choice | 1,307 | 1,238.690 | 174,199.68 | - | (8,439.86) | - | 26,553.97 | - | - | - | 9,732.25 | - | - | - | - | - | 374.77 | - | - | - | - | - | - | - | 0 | 202,420.81 | 6736.7 |
| MO | | TC-GP-Time Choice | 1 | 60.000 | 5,032.03 | - | (105.84) | - | 69.49 | - | - | - | 436.20 | - | - | - | 96.43 | - | 16.80 | - | - | - | - | - | - | - | 0 | 5,545.11 | 390.62 |
| MO | | TEB-Total Electric Bldg | - | - | - | - | - | - | - | - | - | - | - | - | - | - | - | - | - | - | - | - | - | - | - | - | - | - | |
| MO | | TC-LG-Time Choice | 155 | 4,124.378 | 445,830.01 | - | (6,339.48) | - | 10,770.95 | - | - | - | 29,984.19 | - | - | - | - | - | 1,154.81 | - | - | - | - | - | - | - | 0 | 481,400.48 | 17346.37 |
| MO | **Other Public Authority Total** | | **1,300** | **7,127.940** | **771,228.73** | - | **(14,885.18)** | - | **39,464.82** | - | - | - | **51,820.05** | - | - | - | **1,186.02** | - | **1,995.42** | - | - | - | - | - | - | - | **0** | **850,809.86** | **31833.91** |
| MO | **Residential** | 0 | - | - | - | - | - | - | - | - | - | - | - | - | - | - | - | - | - | - | - | - | - | - | - | - | 0 | - | 0 |
| MO | | NM-Net Metering | - | - | - | - | - | - | - | - | - | - | - | - | - | - | - | - | - | - | - | - | - | - | - | - | - | - | |
| MO | | NS-RG-Residential | 508 | 553.802 | 67,591.24 | - | - | - | 6,701.50 | - | - | 2,100.24 | 4,026.24 | - | - | - | - | - | 154.53 | - | - | - | - | 121.28 | (44.06) | - | 0 | 80,650.97 | 2657.05 |
| MO | | PL-Private Lighting | 119 | 314.574 | 130,828.70 | - | - | - | - | - | - | 708.89 | 2,303.84 | - | - | - | 26.47 | - | - | - | - | - | - | - | - | - | 0 | 133,864.90 | 1954.05 |
| MO | | RGL-Residential Pilot | - | - | - | - | - | - | - | - | - | - | - | - | - | - | - | - | - | - | - | - | - | - | - | - | - | - | |
| MO | | RG-Residential | - | - | 7,670.00 | - | - | - | - | - | - | - | - | - | - | - | - | - | - | - | - | - | - | - | - | - | 0 | 7,670.00 | 0 |
| MO | | TC-RG-Time Choice | 139,925 | 121,133.197 | 11,759,222.16 | - | (757,341.16) | - | 1,825,569.81 | - | - | 527,523.53 | 880,263.27 | - | - | - | - | - | 33,851.02 | - | - | - | - | 3,504.57 | (335.86) | - | 0 | 18,222,227.34 | 585154.98 |
| MO | | TP-RG Time Choice Plus | 75 | 68.781 | 13.069 | 4,869.88 | - | 3,741.96 | 953.76 | - | - | 278.25 | 507.27 | - | - | - | - | - | 19.50 | - | - | - | - | 12.05 | - | - | 0 | 10,369.67 | 346.87 |
| MO | **Residential Total** | | **140,627** | **122,071.354** | **15,915,299.10** | **4,869.88** | **(757,341.16)** | **3,741.96** | **1,833,225.07** | - | - | **530,590.91** | **887,097.62** | - | - | - | **26.47** | - | **34,025.05** | - | - | - | - | **3,637.90** | **(379.92)** | - | **0** | **18,454,792.88** | **570310.95** |
| MO | **Wholesale Municipalities** | GTR-Lockwood | 1 | 707.987 | 29,645.16 | - | - | - | - | - | - | - | 19,993.55 | - | - | - | - | - | - | - | - | - | - | - | - | - | 0 | 49,638.71 | 0 |
| MO | **Wholesale Municipalities Total** | | **1** | **707.987** | **29,645.16** | - | - | - | - | - | - | - | **19,993.55** | - | - | - | - | - | - | - | - | - | - | - | - | - | **0** | **49,638.71** | **0** |
| **MO Total** | | | **166,065** | **306,610.246** | **34,329,889.93** | **5,005.64** | **(1,027,394.77)** | **3,969.44** | **2,573,443.22** | - | **30.41** | **777,701.07** | **2,234,080.65** | - | - | - | **230,956.93** | - | **67,997.34** | - | - | - | - | **26,564.37** | **(734.77)** | - | **0** | **39,221,519.76** | **1831189.67** |

Electric Revenue Summary by Rate
Total Company Electric by State
March 31, 2024

| | | | | | | | | | | | | | | | | | | | | | | | | | | | | | | | |
|---|---|---|---|---|---|---|---|---|---|---|---|---|---|---|---|---|---|---|---|---|---|---|---|---|---|---|---|---|---|---|---|
| OK | **Commercial** | CB-Commercial | 760 | 951,101 | 112,340.08 | - | - | - | 17,012.97 | - | - | 3,194.17 | 44,311.48 | - | - | - | - | 1,366.18 | - | - | - | - | - | - | - | - | - | 4003.49 | 182,228.37 | 0 |
| OK | | GP-General Power | 68 | 1,276,856 | 131,652.19 | - | - | - | - | - | - | - | 65,561.38 | - | - | - | - | 1,490.55 | - | - | - | - | - | - | - | - | - | 5276.19 | 204,080.31 | 0 |
| OK | | LS-Special Lighting | 9 | 748 | 246.37 | - | - | - | - | - | - | 2.63 | 38.29 | - | - | - | - | 0.06 | - | - | - | - | - | - | - | - | - | 3.14 | 290.49 | 0 |
| OK | | NEB-Optional Net Billing | | - | | | | | | | | | | | | | | | | | | | | | | | | | | |
| OK | | PL-Private Lightine | 5 | 42,491 | 8,792.45 | - | - | - | - | - | - | - | 2,188.14 | - | - | - | - | 3.94 | - | - | - | - | - | - | - | - | - | 179.08 | 11,163.61 | 0 |
| OK | | PT-Transmission | | | | | | | | | | | | | | | | | | | | | | | | | | | | |
| OK | | TEB-Total Electric Bldg | 33 | 418,813 | 35,759.41 | - | - | - | 2,092.52 | - | - | - | 21,552.95 | - | - | - | - | 133.12 | - | - | - | - | - | - | - | - | - | 1767.38 | 61,285.39 | 0 |
| **OK** | **Commercial Total** | | **855** | **2,690,005** | **288,790.50** | - | - | - | **19,105.50** | - | - | **3,196.80** | **133,652.24** | - | - | - | - | **2,973.85** | - | - | - | - | - | - | - | - | - | **11329.28** | **659,048.17** | **0** |
| OK | **Industrial** | CB-Commercial | 1 | | 0.43 | - | - | - | 22.51 | - | - | - | - | - | - | - | - | - | - | - | - | - | - | - | - | - | - | 0 | 22.94 | 0 |
| OK | | GP-General Power | 4 | 437,104 | 45,000.66 | - | - | - | - | - | - | - | 22,494.26 | - | - | - | 2,045.83 | 511.42 | - | - | - | - | - | - | - | - | - | 1844.57 | 71,896.74 | 0 |
| OK | | Oil Pipe PT-Transmission | 1 | 1,376,000 | 94,829.70 | - | - | - | - | - | - | - | 69,592.58 | - | - | - | - | 1,747.52 | - | - | - | - | - | - | - | - | - | 5806.72 | 171,976.52 | 0 |
| OK | | PL-Private Lighting | - | 1,059 | 306.32 | - | - | - | - | - | - | - | 54.50 | - | - | - | - | 0.09 | - | - | - | - | - | - | - | - | - | 4.47 | 365.38 | 0 |
| OK | | PT-Transmission | 4 | 3,032,589 | 215,388.68 | - | - | - | - | - | - | - | 153,276.72 | - | - | - | 10,914.20 | 3,851.39 | - | - | - | - | - | - | - | - | - | 12797.53 | 396,128.02 | 0 |
| **OK** | **Industrial Total** | | **10** | **4,846,752** | **355,525.79** | - | - | - | **22.51** | - | - | - | **245,417.56** | - | - | - | **12,960.03** | **6,110.42** | - | - | - | - | - | - | - | - | - | **20453.29** | **640,589.60** | **0** |
| OK | **Muni Street & Hiehway Lighting** | CB-Commercial | 11 | 1,115 | 188.07 | - | - | - | 247.61 | - | - | - | 57.38 | - | - | - | - | 1.61 | - | - | - | - | - | - | - | - | - | 4.7 | 499.37 | 0 |
| OK | | LS-Special Lighting | 1 | 160 | 35.35 | - | - | - | - | - | - | - | 8.23 | - | - | - | - | 0.01 | - | - | - | - | - | - | - | - | - | 0.68 | 44.27 | 0 |
| OK | | PL-Private Lighting | 1 | 263 | 70.83 | - | - | - | - | - | - | - | 13.53 | - | - | - | - | 0.03 | - | - | - | - | - | - | - | - | - | 1.1 | 85.49 | 0 |
| OK | | SPL-Municipal St Lighting | | 39,185 | 5,415.67 | - | - | - | - | - | - | - | 1,913.92 | - | - | - | 1,057.87 | 3.54 | - | - | - | - | - | - | - | - | - | 165.37 | 8,566.37 | 0 |
| **OK** | **Muni Street & Highway Lighting Total** | | **13** | **40,723** | **5,709.92** | - | - | - | **247.61** | - | - | - | **1,993.06** | - | - | - | **1,057.87** | **5.19** | - | - | - | - | - | - | - | - | - | **171.85** | **9,195.50** | **0** |
| OK | **Other Public Authority** | CB-Commercial | 75 | 104,723 | 14,394.50 | - | - | - | 1,688.25 | - | - | - | 5,389.25 | - | - | - | - | 150.77 | - | - | - | - | - | - | - | - | - | 441.91 | 22,064.68 | 0 |
| OK | | GP-General Power | 6 | 72,200 | 8,826.08 | - | - | - | - | - | - | - | 3,715.56 | - | - | - | - | 84.47 | - | - | - | - | - | - | - | - | - | 304.69 | 12,930.80 | 0 |
| OK | | TEB-Total Electric Bldg | 1 | 322 | 37.91 | - | - | - | 63.41 | - | - | - | 16.57 | - | - | - | - | 0.09 | - | - | - | - | - | - | - | - | - | 1.96 | 119.34 | 0 |
| **OK** | **Other Public Authority Total** | | **82** | **177,245** | **23,258.49** | - | - | - | **1,751.66** | - | - | - | **9,121.38** | - | - | - | - | **235.33** | - | - | - | - | - | - | - | - | - | **747.96** | **35,114.82** | **0** |
| OK | **Residential** | 0 | | | | - | - | - | - | - | - | - | - | - | - | - | - | - | - | - | - | - | - | - | - | - | - | 0 | | 0 |
| OK | | NEB-Optional Net Billing | 36 | 3,064 | (58.27) | - | - | - | - | - | - | - | - | - | - | - | - | - | - | - | - | - | - | - | - | - | - | 0 | (58.27) | 0 |
| OK | | PL-Private Lighting | 6 | 31,772 | 8,064.15 | - | - | - | - | - | - | - | 1,617.43 | - | - | - | - | 2.68 | - | - | - | - | - | - | - | - | - | 132.84 | 9,817.10 | 0 |
| OK | | RG-Residential | 2,919 | 2,317,384 | 244,632.96 | - | - | - | 41,297.96 | - | - | 11,074.00 | 117,815.94 | - | - | - | - | 3,826.44 | - | - | - | - | - | - | - | - | - | 9669.39 | 428,317.59 | 0 |
| OK | | RH-Residential Total Elec | 922 | 1,325,013 | 105,306.90 | - | - | - | 12,852.74 | - | - | 2,589.60 | 67,273.74 | - | - | - | - | 2,181.66 | - | - | - | - | - | - | - | - | - | 5312.69 | 195,722.33 | 0 |
| **OK** | **Residential Total** | | **3,883** | **3,677,232** | **357,945.74** | - | - | - | **54,151.70** | - | - | **13,663.60** | **186,767.11** | - | - | - | - | **6,010.78** | - | - | - | - | - | - | - | - | - | **15314.92** | **633,958.75** | **0** |
| **OK Total** | | | **4,843** | **11,431,959** | **1,031,230.44** | - | - | - | **75,278.38** | - | - | **16,860.30** | **577,951.35** | - | - | - | **14,027.90** | **15,335.17** | - | - | - | - | - | - | - | - | - | **48017.3** | **1,777,906.84** | **0** |
| **Grand Total** | | | **186,319** | **346,843,917** | **37,109,340.23** | **5,005.64** | **(1,027,394.77)** | **3,069.44** | **2,876,339.20** | - | **30.41** | **853,024.94** | **3,811,091.23** | **(0.88)** | **(1.22)** | **28,162.94** | **273,362.39** | **15,335.17** | **4,176.34** | **67,997.34** | **58,146.65** | - | - | **6.92** | **260,332.50** | **26,564.37** | **(734.77)** | - | **138172.1** | **44,502,938.57** | **1831190.61** |
| | | | | | | | | | | | | | | | | | | | | | | | | | | | | | | $ | 1,831,190.61 |

Electric Revenue by Summary Rate
Electric Revenue Report
April 30, 2024

DIRECT SCHEDULE MKG-2
20 CSR 4240-02.090(8)(A)(2)(A)(I)

| State | Revenue Class Description | Sum of Consumption | Sum of AB Energy Charge | Sum of AB Energy Cost Recovery | Sum of AB Energy DR Cost Recovery | Sum of AB Energy Rebate Rider | Sum of AB Monthly Customer charge | Sum of AB Riverton Rider | Sum of AB Transmission Cost Recovery | Sum of Block Charge | Sum of AB SC Rider | Sum of Customer Access Charge | Sum of Customer Charge | Sum of Demand Charge | Sum of Demand Credit | Sum of Energy Charge Tier 1 | Sum of Energy Charge Tier 1 Winter | Sum of Energy Charge Tier 2 | Sum of Energy Charge Tier 2 Winter |
|---|---|---|---|---|---|---|---|---|---|---|---|---|---|---|---|---|---|---|---|
| **Arkansas** | Commercial | 1,283,644 | $ 75,992.53 | $ 67,814.66 | $ 634.37 | $ - | $ 12,024.70 | $ - | $ 8,951.42 | $ - | 0.00 | | | | | | | | |
| | Industrial | 154,558 | $ 8,788.24 | $ 8,955.61 | $ 75.56 | $ - | $ 153.14 | $ - | $ 4.87 | $ - | 60.00 | | | | | | | | |
| | Municipal Buildings | 5,648 | $ 400.61 | $ 300.91 | $ 25.85 | $ - | $ 105.42 | $ - | $ 28.85 | | | | | | | | | | |
| | Municipal Other Lighting | 12,819 | $ 1,085.01 | $ 760.67 | $ 57.61 | $ - | $ 105.42 | $ - | $ 64.87 | | | | | | | | | | |
| | Municipal Pumping | 76,998 | $ 8,835.45 | $ 3,157.81 | $ 57.60 | $ - | $ 560.94 | $ - | $ 260.55 | | | | | | | | | | |
| | Residential | 3,130,014 | $ 212,422.86 | $ 130,618.69 | $ 1,500.00 | $ - | $ 59,300.26 | $ - | $ 17,667.08 | | | | | | | | | | |
| **Arkansas Total** | | **4,714,981** | **$ 305,727.96** | **$ 170,612.85** | **$ 2,296.19** | **$ -** | **$ 72,327.32** | **$ -** | **$ 27,980.29** | | **60.00** | | | | | | | | |
| **Kansas** | Commercial | 191,147 | | | | | | | | | | | $ 21,528.65 | $ 90,735.14 | | | | | |
| | Industrial | 191,147 | | | | | | | | | | | $ 156.00 | $ 32,681.19 | | | | | |
| | Interdepartmental | 15,051 | | | | | | | | | | | $ 60.00 | $ 1,188.08 | | | | | |
| | Municipal Buildings | 109,831 | | | | | | | | | | | $ 1,056.00 | $ 1,979.09 | | | | | |
| | Municipal Other Lighting | 27,380 | | | | | | | | | | | $ 756.55 | $ 607.19 | | | | | |
| | Municipal Pumping | 1,000,000 | | | | | | | | | | | $ 1,200.00 | $ 9,175.85 | | | | | |
| | Residential | 1,933,123 | | | | | | | | | | $ 9.00 | $ 102,016.05 | | | | | | |
| **Kansas Total** | | **3,757,655** | | | | | | | | | | **$ 9.00** | **$ 127,152.67** | **$ 137,167.55** | | | | | |
| **Missouri** | Charging Station | 5,844 | | | | | | | | | | $ 119.45 | | | | | | | |
| | Commercial | 41,246,897 | | | | | | | | $ 2,840.16 | | $ 588,292.46 | | $ 942,278.58 | $ (569.23) | | $ 1,630,584.51 | | $ 823,162.72 |
| | Industrial | 1,000,000 | | | | | | | | | | $ 1,200.00 | | $ 1,000,000.00 | | | $ 1,000,000.00 | | $ 1,000,000.00 |
| | Interdepartmental | 507,042 | | | | | | | | | | $ 1,072.28 | | $ 1,831.22 | | | $ 2,550.93 | | $ 2,956.55 |
| | Municipal Buildings | 934,547 | | | | | | | | | | $ 11,490.77 | | $ 9,015.15 | | | $ 12,632.78 | | $ 9,022.85 |
| | Municipal Other Lighting | 116,936 | | | | | | | | | | $ 6,952.08 | $ 38.44 | $ 278.43 | | | $ 392.00 | | |
| | Municipal Street Lighting | 1,242,130 | | | | | | | | | | $ 15,257.16 | | $ 16,538.53 | | | $ 19,014.24 | | $ 12,696.91 |
| | Municipal Street Lighting (LS Fixture Pumping | 92,016 | | | | | | | | | | $ 69.49 | | $ 200.79 | | | $ 262.90 | | $ 140.39 |
| | Residential | 108,156,909 | | | | | | | | $ - | | $ 1,759,765.40 | | | | | | | |
| **Missouri Total** | | **$ 145,302,320** | | | | | | | | **$ -** | | **$ 2,382,966.23** | **$ 38.44** | **$ 2,004,898.30** | **$ (569.23)** | | **$ 2,663,513.14** | | **$ 849,183.40** |
| **Oklahoma** | Commercial | 1,110,698 | | | | | | | | | | | $ - | $ 36,781.15 | | $ 18,764.08 | | $ 19,277.69 | |
| | Industrial | 13,972 | | | | | | | | | | | $ 757.41 | | | $ 948.66 | | $ 321.48 | |
| | Municipal Buildings | 53,420 | | | | | | | | | | | $ 1,244.07 | | | $ 974.12 | | $ - | |
| | Municipal Other Lighting | 1,169 | | | | | | | | | | | | | | | | | |
| | Municipal Pumping | 30,608 | | | | | | | | | | | $ 1,635.68 | | | $ 1,312.27 | | $ 757.49 | |
| | Municipal Street Lighting | | | | | | | | | | | | | | | | | | |
| | Residential | 2,600,935 | | | | | | | | | | | | | | | | | |
| **Oklahoma Total** | | **3,811,782** | | | | | | | | | | | **$ -** | **$ 38,178.17** | | **$ 21,999.24** | | **$ 19,356.68** | |
| **Grand Total** | | **166,572,918** | **$ 305,727.96** | **$ 170,612.85** | **$ 2,296.19** | **$ -** | **$ 72,327.32** | **$ -** | **$ 27,980.29** | **$ 2,840.16** | **60.00** | **$ 2,382,975.42** | **$ 127,171.13** | **$ 2,181,245.68** | **$ (569.23)** | **$ 21,999.24** | **$ 2,682,513.14** | **$ 19,356.68** | **$ 849,183.40** |

PUBLIC VERSION

Electric Revenue by Summary Rate
Electric Revenue Report
April 30, 2024

DIRECT SCHEDULE MKG-2
20 CSR 4240-02.090(8)(A)(2)(A)(I)

| Sum of Energy Charge Tier 1 | Sum of Energy Charge Tier 1 Winter | Sum of Energy Charges | Sum of Energy Charges Winter | Sum of Energy Cost Adjustment Charge | Sum of Energy Efficiency Charge | Sum of Energy Efficiency Prog | Sum of Energy Rideterm Charge | Sum of Energy Facility | Sum of Facilities Charge | Sum of Facilities Usage Charge | Sum of Facilities Usage Charge Qtr | Sum of Fuel Adj Cost (Int'e) | Sum of Fuel Adjustment Rider | Sum of Grid Charge | Sum of Gas and other Charges | Sum of Lamp Charge | Sum of Lighting Charge | Sum of Low Income Discount | Sum of Minimum Charge |
|---|---|---|---|---|---|---|---|---|---|---|---|---|---|---|---|---|---|---|---|
| | | | | | | | | | | | | | | | $ | 3.00 | | | |
| | | | | | | | | | | | | | | | $ | 3.00 | | | |
| | | | | $ | 10,209.01 | $ - | $ | $ | 157,967.08 | | | | | | | | $ | 6,691.97 | |
| | | | | $ | 9,216.58 | $ - | $ | $ | 15,802.16 | | | | | | | | $ | 10.51 | |
| | | | | $ | 400.44 | $ - | $ | $ | 984.08 | | | | | | | | | | |
| | | | | $ | 2,900.09 | $ - | $ | $ | 6,738.00 | | | | | | | | $ | 57.82 | |
| | | | | $ | 752.38 | $ - | $ | $ | 1,155.11 | | | | | | | | $ | 100.02 | |
| | | | | $ | 1,000.00 | $ - | $ | $ | 1,000.00 | | | | | | | | | | |
| | | | | $ | 104,302.00 | $ - | $ 0.01 | $ | 512,870.37 | | | | | | | | $ | 12,000.01 | |
| | | | | $ | 254,003.17 | $ - | $ 0.01 | $ | 512,800.32 | | | | | | | | $ | 19,773.93 | |
| | $ | 190,150.00 | | | | | $ | $ | 1.57 | $ | | | | | | | | | |
| | $ | 15,473.05 | | | | | $ | $ | 16,887.61 | $ | $ 1,183.77 | $ 401,753.07 | | $ | 2,622.24 | $ 249.83 | $ | 130,438.51 | $ 88.57 |
| | $ | 2,407.05 | | | | | $ | $ | 5,172.42 | $ | $ 5,172.42 | $ 5,172.42 | | $ | 50.21 | | $ | 2,416.34 | |
| | $ | 4,890.75 | | | | | $ | $ | 86.12 | $ | $ - | $ 488.69 | | $ | 2.01 | | $ | 26.17 | |
| | $ | - | | | | | $ | $ | 258.78 | $ | $ - | $ 3,613.67 | | $ | 2.01 | | $ | 138.11 | |
| | $ | 4,916.30 | | | | | $ | $ | 55.15 | $ | $ - | $ 563.12 | | $ | 8.91 | | $ | 568.60 | $ 230.38 |
| | $ | - | | | | | $ | $ | 348.83 | $ | $ 96.43 | $ 3,700.61 | | | | | | | |
| | $ | - | | | | | | | | | | | | $ | 179.72 | | $ | 3,785.15 | |
| | $ | - | | | | | $ | $ | 20.85 | $ | $ - | $ 498.25 | | | | | | | |
| | $ | 212,279.19 | | | | | $ | $ | 29,168.26 | $ | | | | $ | 2,910.11 | $ 3,178.16 | $ | 136,990.42 | $ - $ 77,013.87 $ 318.95 |
| | $ | 212,279.19 | | | | | $ | $ | 48,137.76 | $ | $ 6,452.60 | $ 414,233.03 | | $ | 4,794.66 | $ 3,427.99 | $ | 243,436.70 | $ - $ 77,013.87 $ 318.95 |
| $ | 1,684.90 | | $ 101,013.72 | $ | 15,927.50 | | | | | | | | | | | $ 56,306.79 | | | |
| $ | - | | | | | | | | | | | | | | | $ 522.82 | | | |
| $ | | | $ 8,050.01 | | | | | | | | | | | | | $ 2,109.92 | | | |
| | | | $ 211.84 | | | | | | | | | | | | | $ 49.51 | | | |
| $ | 299.44 | | $ 6,516.01 | | | | | | | | | | | | | $ 1,000.00 | | | |
| | | | | | | | | | | $ | $ 50.49 | $ | (15.25) | | | $ 105.69 | | | |
| | | | | $ | 213,358.82 | | | | | | | | | | | | | | |
| $ | 2,984.34 | | $ | $ | 117,769.13 | | | | | $ | $ 50.49 | $ | (15.25) | | | $ 165,103.11 | $ | 3.29 | |
| $ | 2,984.34 | $ 212,279.19 | $ | $ | 117,769.13 | $ 254,003.17 | $ - | $ 48,137.76 | $ 512,800.32 | $ 6,452.60 | $ 414,233.03 | $ 50.49 | $ (15.25) | $ 4,794.66 | $ 165,103.11 | $ 1,427.93 | $ 3.29 | $ 243,436.70 | $ 19,773.93 $ (77,013.87) $ 318.95 |

PUBLIC VERSION

Electric Revenue by Summary Rate
Electric Revenue Report
April 30, 2024

DIRECT SCHEDULE MKG-2
20 CSR 4240-02.090(8)(A)(2)(A)(I)

| Sum of Minimum Charges | Sum of Monthly Customer Charge | Sum of Municipal Street Light Charge | Sum of NSM Credit | Sum of NSM Generation Credit Amount | Sum of NSM Member credit share | Sum of NM Usage Offset Credit | Sum of DR Peak Usage Charge Winter | Sum of DR Peak Usage Credit Winter | Sum of On-Peak Usage Charge Winter | Sum of Overhead conductor Ch | Sum of Overhead Conductor Charge | Sum of Private Street Light Charge | Sum of Prosecuting Attorney Charge | Sum of School & Church Charge | Sum of School and Church Disc Rider | Sum of Storm Charge | Sum of Storm Life Recovery Rider | Sum of TAA Charge Rider |
|---|---|---|---|---|---|---|---|---|---|---|---|---|---|---|---|---|---|---|
| | | | | | $ - | | | | | $ - | 56.12 | $ - | 1,738.24 | | | | | |
| | | | | | $ - | | | | | | | | | | | | | |
| $ - | 83.40 | | | | $ - | | | | | | | $ - | 16.07 | | | | | |
| | | | | | $ - | | | | | | | | | | | | | |
| | | | | | $ - | | | | | | | | | | | | | |
| | | | | | $ - | | $ - | (16.40) | | | $ - | 58.02 | $ - | 2,511.78 | | | | |
| **$ -** | **83.40** | | | | **$ -** | | **$ -** | **(16.40)** | | | **$ -** | **56.12** | **$ -** | **4,266.09** | | | | |
| | | | | $ - | $ - | | | | | | | $ - | 200.90 | $ - | 9,971.00 | $ (488.89) | $ 12,721.94 | |
| | | | | $ - | | | | | | | | | | $ - | 623.16 | | $ 1,588.59 | |
| | | | | | | | | | | | | | | $ - | 26.91 | | $ 84.12 | |
| | | | | | | | | | | | | | | $ - | 198.57 | | $ 610.22 | |
| | | | | | | | | | | | | | | $ - | 50.14 | | $ 143.77 | |
| | | | | | | | | | | | | | | $ - | 242.80 | | $ 1,000.27 | |
| | | | | $ - | $ (29.10) | | | | $ - | (0.21) | | $ - | 242.80 | $ - | 10,812.47 | | $ 16,000.27 | |
| | | | | **$ -** | **(29.10)** | | | | **$ -** | **(0.21)** | | **$ -** | **688.70** | **$ -** | **10,723.47** | **$ (488.89)** | **$ 30,331.62** | |
| | | | $ - | (5,751.13) | | | | $ 150.55 | $ - | (13,919.01) | $ 111.97 | | | | | | | |
| | | | $ - | - | | | | | $ - | (1,199.15) | | | | | | | | |
| | | | | | | | | | $ - | (1,199.15) | | | | | | | | |
| | | | $ - | - | | | | | $ - | (5,456.13) | | | | | | | | |
| | | | | | | | | | $ - | (614.55) | | | | | | | | |
| | | | | | | | | | $ - | (6,439.11) | | | | | | | | |
| | | | | | | | | | | | | | | | | | | |
| | | | | | | | | | $ - | (128.14) | | | | | | | | |
| | | | $ - | (602.69) | | | | $ - | (1,008.36) | $ - | (414,072.82) | $ - | 3,012.85 | | | | | |
| | | | **$ -** | **(6,358.68)** | | | | **$ -** | **(1,008.36)** | **$ -** | **(509,230.08)** | **$ -** | **3,124.85** | | | | | |
| | $ - | 36,230.57 | | | | | | | | | | $ - | 93.15 | $ - | 5,577.74 | $ - | (15,497.58) | $ 8,896.38 | $ - |
| | $ - | 787.85 | | | | | | | | | | $ - | 14.99 | $ - | 240.87 | | | $ 60.24 | $ - |
| | $ - | 225.85 | | | | | | | | | | | | $ - | 13.69 | | | $ 203.87 | $ - |
| | $ - | 742.81 | $ - | | | | | | | | | | | | | | | $ 6.68 | $ - |
| | | | | 304.52 | | | | | | | | | | | | | | $ 12.36 | $ - |
| | | | | | | | | | | | | | | | | | | $ 12.36 | $ - |
| | $ - | 40,828.29 | | | | | | | | | | $ - | 93.15 | $ - | 6,732.56 | | $ - | $ 11,802.76 | $ - |
| | **$ -** | **38,786.18** | **$ -** | **304.52** | | | | | | | | **$ -** | **108.14** | **$ -** | **12,565.24** | | **$ -** | **$ 19,015.31** | **$ -** |
| **$ 83.40** | **$ 38,786.18** | **$ 304.52** | **$ (6,358.68)** | **$ (29.10)** | **$ -** | **$ (16.40)** | **$ 150.55** | **$ (1,024.76)** | **$ (509,231.29)** | **$ 110.91** | **$ 168.84** | **$ 688.70** | **$ 16,810.33** | **$ 10,723.47** | **$ (488.89)** | **$ (15,497.58)** | **$ 50,331.62** | **$ 19,015.31** |

PUBLIC VERSION

Electric Revenue by Summary Rate
Electric Revenue Report
April 30, 2024

DIRECT SCHEDULE MKG-2
20 CSR 4240-02.090(8)(A)(2)(A)(I)

| Sum of TGU Charge | Sum of TSU Charge | Sum of Transformer Charge | Sum of Transmission Cost Recovery | Sum of Usage Charge | Sum of Usage Charge Wx | Sum of Mixed Pole Charge | Sum of Mixed Pole St Light charges | Sum of AC RECREATIONAL FACILITIES Charge | Sum of AMI Franchise Fee | Sum of AMI Meter Opt Out Fee | Sum of Annual Assessment Rider | Sum of AR Demand Charge | Sum of Franchise Fee | Sum of Kansas Franchise Fee | Sum of Total Revenue | Sum of Derecs Difference Investment | Sum of Fuel Adjustment Clause | Sum of Securitization Tariff Rider | Sum of Securitization Tariff Rider 1t | Sum of Grand Total |
|---|---|---|---|---|---|---|---|---|---|---|---|---|---|---|---|---|---|---|---|---|
| $ - | | $ - | 13.50 | $ 1,952.99 | | | $ - | 58.40 | $ 2,614.64 | | | $ 17,438.04 | | | $ 166,187.31 | | | | | $ 166,187.31 |
| $ - | | | | $ 1,352.69 | | | | | $ 5.64 | | | $ 9,415.44 | | | $ 24,812.07 | | | | | $ 24,812.07 |
| $ - | | | | | | | | | $ - | | | | | | $ 7,169.26 | | | | | $ 7,169.26 |
| $ - | | | | | | | | | $ - | | | | | | $ 1,508.38 | | | | | $ 1,508.38 |
| $ - | | | $ 78.17 | | | | | | $ - | | | $ 1,197.88 | | | $ 8,855.27 | | | | | $ 8,855.27 |
| $ - | | $ - | 8.41 | | | | $ - | 45.83 | $ 12,630.55 | $ - | - | | | | $ 478,759.11 | | | | | $ 478,759.11 |
| $ - | | $ - | 19.68 | $ 3,305.68 | | | $ - | 103.23 | $ 12,852.74 | $ - | - | $ 28,051.36 | | | $ 685,578.45 | | | | | $ 685,578.45 |
| | $ 54,612.66 | | | | | $ 195.11 | | $ - | | | | | $ 6,261.77 | | $ 61,069.54 | | | | | $ 61,069.54 |
| | $ 7,999.51 | | | | | | | $ - | | | | | $ 253.09 | | $ 16,490.03 | | | | | $ 16,490.03 |
| | $ 391.61 | | | | | | | $ - | | | | | | | $ 3,135.26 | | | | | $ 3,135.26 |
| | $ 1,660.93 | | | | | | | $ - | | $ 48.78 | | | | | $ 14,853.50 | | | | | $ 14,853.50 |
| | $ 342.11 | | | | | | | $ - | | | | | | | $ 4,080.73 | | | | | $ 4,080.73 |
| | $ 1,000.00 | | | | | | | $ - | | | | | | | $ 1,000.00 | | | | | $ 1,000.00 |
| | $ 125,915.81 | | | | $ 4.26 | $ 277.65 | | | | | | | $ 21,017.45 | | $ 313,814.81 | $ 0.02 | $ -0.22 | $ -0.52 | | $ 313,814.37 |
| | $ 189,330.80 | | | | $ 4.26 | $ 472.66 | | $ 48.78 | | | | | $ 8.63 | $ 29,196.45 | $ 1,216,317.15 | $ 0.02 | $ -0.22 | $ -0.52 | | $ 1,216,317.43 |
| | | | | | $ 753.69 | | | | | | | | | | $ 861.02 | $ 3.82 | $ -30.44 | $ 58.06 | | $ 963.92 |
| | | | | $ 429.02 | $ 3,424,758.04 | | | | | | | | $ 174,169.20 | | $ 7,953,717.09 | $ 38,890.85 | $ 440,439.80 | $ 656,597.23 | $ 9,778.87 | $ 9,055,427.34 |
| | | | | | $ 1,024,000.00 | | | | | | | | $ 5,183.59 | | $ 1,029,183.59 | $ 5,183.59 | $ 1,024,000.00 | $ 5,183.59 | $ - | $ 1,029,183.59 |
| | | | | | $ 20,788.29 | | | | | | | | | | $ 20,788.29 | $ 199.45 | $ 2,236.25 | $ 8,210.16 | $ 0.73 | $ 30,434.91 |
| | | | | | $ 70,534.88 | | | | | | | | $ - | | $ 119,930.20 | $ 600.80 | $ 6,718.32 | $ 9,679.19 | $ 3.73 | $ 136,928.26 |
| | | | | $ 2,129.66 | $ 14,223.15 | | | | | | | | $ - | | $ 16,352.81 | $ 72.56 | $ 838.84 | $ 1,247.04 | $ 12.66 | $ 18,524.11 |
| | | | | | $ 92,941.21 | | | | | | | | $ - | | $ 92,941.21 | $ 805.14 | $ 9,036.15 | $ 12,963.63 | | $ 105,810.93 |
| | | | | | | | | | | | | | | | $ 3,964.87 | | | | $ 258.90 | $ 4,223.77 |
| | | | | | | | | | | | | | | | $ 9,292.38 | $ 60.01 | $ 675.29 | $ 968.99 | | $ 10,995.23 |
| | | | | | $ 13,863,993.93 | | | | | $ - | - | | $ 208,592.66 | | $ 13,120,978.75 | $ 55,820.39 | $ 797,276.93 | $ 1,105,419.57 | $ 2,737.18 | $ 17,149,849.99 |
| | | | | $ - | $ 17,403,960.68 | $ 2,758.68 | | | | | | | $ 184,775.25 | | $ 18,591,534.11 | $ 98,995.47 | $ 1,238,975.47 | $ 1,814,953.98 | $ 9,800.49 | $ 21,653,259.52 |
| | | | $ 1,001.82 | | | | $ - | 111.20 | | | $ 310.45 | | $ 4,775.03 | | $ 6,198.51 | | | | | $ 6,198.51 |
| | | | $ 15.73 | | | | $ - | 19.55 | | | $ 0.61 | | | | $ 2,867.78 | | | | | $ 2,867.78 |
| | | | $ 76.19 | | | | | | | | $ 15.68 | | | | $ 1,369.52 | | | | | $ 1,369.52 |
| | | | $ 1.86 | | | | | | | | $ 4.73 | | | | $ 112.96 | | | | | $ 112.96 |
| | | | $ 126.00 | | | | | | | | $ 15.68 | | | | $ 1,141.68 | | | | | $ 1,141.68 |
| | | | $ 0.26 | | | | | | | | | | | | $ 47.58 | | | | | $ 47.58 |
| | | | $ 4,032.71 | | | | | $ 108.69 | | | $ - | | $ 8,552.21 | | $ 854,759.51 | | | | | $ 854,759.51 |
| | | | $ 4,005.99 | | | | | $ 242.44 | | | $ - | | $ 13,327.24 | | $ 863,649.27 | | | | | $ 863,649.27 |
| $ - | $ 189,330.80 | $ 19.68 | $ 10,208.84 | $ 2,759.68 | $ 17,415,964.56 | $ 472.66 | $ 108.69 | $ 242.44 | $ 12,852.74 | $ 48.78 | $ 310.45 | $ - | $ 1,772.66 | $ 28,591.66 | $ 19,802,112.13 | $ 99,995.49 | $ 2,036,251.40 | $ 2,920,633.54 | $ 12,538.87 | $ 25,080,531.43 |
| | | | | | | | | | | | | | | | $ 24,987,233.26 | $ 98,995.49 | $ 1,238,975.19 | $ 1,814,953.50 | $ 9,800.49 | $ 30,166,379.46 |

PUBLIC VERSION

| State | Revenue Class Description | Name for Rate Category | Sum of Consumption | Sum of AR Energy Charge | Sum of AR Energy Cost Recovery | Sum of Annual Revenue Discount | Sum of AR Energy Eff Cost Recovery | Sum of AR Envi Recovery Rider | Sum of AR Monthly Customer charge | Sum of AR Riverton Rider | Sum of AR Transmission Cost Recovery | Sum of Block Charge | Sum of AR SC Rider | Sum of Customer Access Charge | Sum of Customer Charge | Sum of Demand Charge Minimum | Sum of Demand Charge 2 | Sum of Demand Charge |
|---|---|---|---|---|---|---|---|---|---|---|---|---|---|---|---|---|---|---|
| **Arkansas** | **Commercial** | Arkansas Commercial Service - CB | 5,206,459 | $ 88,256.68 | $ 17,216.67 | | $ - | $ 590.90 | $ - | $ 12,452.23 | $ - | $ 6,151.27 | | | | | | |
| | | Arkansas General Power Service - GP | 2,068,413 | $ 70,070.38 | $ 40,684.04 | | $ - | $ 1,013.53 | $ - | $ 5,648.54 | $ - | | $ 6.00 | | | | | |
| | | Arkansas Private Lighting Service - PL | 55,127 | $ - | $ 453.03 | | $ - | $ 21.81 | $ - | | $ - | | | | | | | |
| | | Arkansas Special Lighting Service - LS | 536 | $ 103.96 | $ 5.57 | | | $ - | | $ - | | | | | | | | |
| | **Industrial** | Arkansas Commercial Service - CB | 897 | $ 80.75 | $ 9.09 | | $ - | $ 0.43 | $ - | $ 17.14 | $ - | $ 4.52 | | | | | | |
| | | Arkansas General Power Service - GP | 1,280,604 | $ 43,660.73 | $ 28,198.19 | | $ - | $ 628.21 | $ - | $ 544.00 | $ - | | $ 6,143.70 | | | | | |
| | | Arkansas Private Lighting Service - PL | 1,188 | $ - | $ 10.04 | | $ - | $ 0.48 | $ - | | $ - | | | | | | | |
| | | Arkansas Transmission Service - PT | 6,888,516 | $ 67,511.72 | $ 99,790.80 | | $ - | $ 731.88 | $ - | $ 968.91 | $ - | | $ 7,665.09 | | | | | |
| | **Municipal Buildings** | Arkansas Commercial Service - CB | 46,267 | $ 3,715.21 | $ 492.19 | | $ - | $ 22.65 | $ - | $ 976.98 | $ - | $ 235.93 | | | | | | |
| | | Arkansas General Power Service - GP | 7,423 | $ 204.23 | $ 172.76 | | $ - | $ 3.64 | $ - | $ 136.00 | $ - | | | | | | | |
| | | Arkansas Private Lighting Service - PL | 130 | $ - | $ 1.34 | | $ - | $ 0.06 | $ - | | $ - | | | | | | | |
| | **Municipal Other Lighting** | Arkansas Commercial Service - CB | 3,184 | $ 877.45 | $ 33.58 | | $ - | $ 1.56 | $ - | $ 445.64 | $ - | $ 57.79 | | | | | | |
| | | Arkansas Private Lighting Service - PL | 1,194 | $ - | $ 11.51 | | $ - | $ 0.53 | $ - | | $ - | | | | | | | |
| | | Arkansas Special Lighting Service - LS | 2,611 | $ 397.48 | $ 60.02 | | | $ - | | $ - | | | | | | | | |
| | **Municipal Pumping** | Arkansas Commercial Service - CB | 37,899 | $ 2,804.11 | $ 432.67 | | $ - | $ 18.59 | $ - | $ 394.22 | $ - | $ 193.29 | | | | | | |
| | | Arkansas General Power Service - GP | 1,216,339 | $ 33,386.84 | $ 27,073.36 | | $ - | $ 595.90 | $ - | $ 340.00 | $ - | | | | | | | |
| | **Municipal Street Lighting** | AR Municipal Street Lighting Service - SPL | 118,411 | $ - | $ 1,213.74 | | $ - | $ 58.02 | $ - | | $ - | | | | | | | |
| | **Residential** | Arkansas Private Lighting Service - PL | 17,073 | $ - | $ 176.00 | | $ - | $ 9.17 | $ - | | $ - | | | | | | | |
| | | Arkansas Residential Service - RG | 3,188,187 | $ 288,781.84 | $ 38,655.11 | | $ - | $ 1,591.84 | $ - | $ 67,989.32 | $ - | $ 18,902.63 | | | | | | |
| **Kansas** | **Commercial** | Kansas Elec Build Sch - TRB | 658,810 | | | | | | | | | | | | $ 1,408.00 | | | |
| | | Kansas Elec Comm Schedule - CB | 1,268,675 | | | | | | | | | | | | $ 22,854.66 | | | |
| | | Kansas Elec Gen Power Sch - GP | 2,220,251 | | | | | | | | | | | | | | | $ 88,581.43 |
| | | Kansas Elec Private Lighting PL | 79,121 | | | | | | | | | | | | | | | |
| | | Kansas Elec Small Comm Bldg Srv | 1,180,551 | | | | | | | | | | | | $ 2,141.33 | | | |
| | | Kansas Elec Special Lighting - LS | 3,587 | | | | | | | | | | | | | | | |
| | **Industrial** | Kansas Elec Build Sch - TRB | 11,563 | | | | | | | | | | | | $ 64.00 | | | |
| | | Kansas Elec Comm Schedule - CB | 30,544 | | | | | | | | | | | | $ 200.00 | | | |
| | | Kansas Elec Gen Power Sch - GP | 1,564,673 | | | | | | | | | | | | | | | $ 61,146.30 |
| | | Kansas Elec Private Lighting PL | 23,393 | | | | | | | | | | | | | | | |
| | | Kansas Elec Small Heat Sche - SH | 3,638 | | | | | | | | | | | | $ 40.00 | | | |
| | | Kansas Elec Gen Power Sch - GP | 5,256,118 | | | | | | | | | | | | | 83011.25 | | $ 24,065.40 |
| | | OK Elec Transmission Service - PT | - | | | | | | | | | | | | | | | |
| | **Interdepartmental** | Kansas Elec Comm Schedule - CB | 8,755 | | | | | | | | | | | | $ 60.00 | | | |
| | | Kansas Elec Gen Power Sch - GP | 2,546 | | | | | | | | | | | | | | | $ 1,024.00 |
| | **Municipal Buildings** | Kansas Elec Build Sch - TRB | 8,404 | | | | | | | | | | | | $ 32.00 | | | |
| | | Kansas Elec Comm Schedule - CB | 85,488 | | | | | | | | | | | | $ 1,100.00 | | | |
| | | Kansas Elec Gen Power Sch - GP | 1,157 | | | | | | | | | | | | | | | $ 1,551.47 |
| | | Kansas Elec Private Lighting PL | 157 | | | | | | | | | | | | | | | |
| | | Kansas Elec Small Heat Sche - SH | 4,523 | | | | | | | | | | | | $ 60.00 | | | |
| | **Municipal Other Lighting** | Kansas Elec Comm Schedule - CB | 9,267 | | | | | | | | | | | | $ 1,020.00 | | | |
| | | Kansas Elec Gen Power Sch - GP | 15,675 | | | | | | | | | | | | | | | $ 512.00 |
| | | Kansas Elec Private Lighting PL | 478 | | | | | | | | | | | | | | | |
| | | Kansas Elec Special Lighting - LS | 1,194 | | | | | | | | | | | | | | | |
| | **Municipal Pumping** | Kansas Elec Comm Schedule - CB | 32,478 | | | | | | | | | | | | $ 680.00 | | | |
| | | Kansas Elec Gen Power Sch - GP | 165,699 | | | | | | | | | | | | | | | $ 8,403.13 |
| | **Municipal Street Lighting** | Kansas Elec Municipal Sti - SPL | 230,047 | | | -4195.44 | | | | | | | | | | | | |
| | **Oil Pipeline Pumping** | OK Elec Transmission Service - PT | - | | | | | | | | | | | | | | | |
| | **Residential** | Kansas Elec Private Lighting PL | 51,037 | | | | | | | | | | | | | | | |
| | | Kansas Elec Res Schedule - RG | 4,095,947 | | | | | | | | | | | | $ 91,295.47 | | | |
| | | Kansas Elec Res Schedule - RGW | 567,285 | | | | | | | | | | | | $ 10,977.24 | | | |
| | | Kansas Elec Res Schedule - RH | 1,795,163 | | | | | | | | | | | | $ 28,244.93 | | | |
| | | Moun Elec Time choice Res | - | | | | | | | | | | | $ 39.00 | | | | |
| **Missouri** | **Commercial** | Company Use | - | | | | | | | | | | | | | | | |
| | | MO Elec Private light Service | 780,348 | | | | | | | | | | | | | | | |
| | | Moun Elec Large Power Ser | 8,883,969 | | | | | | | | | | | | $ 1,984.85 | | | $ 161,542.39 |
| | | Moun Elec Non Std Gen Ser | 392,878 | | | | | | | | | | | | $ 18,814.70 | | | |
| | | Moun Elec Non Std Lg Gen Ser | 6,056,231 | | | | | | | | | | | | $ 11,354.67 | | | $ 138,321.87 |
| | | Moun Elec Sml Ind Pri Ser | 2,366,942 | | | | | | | | | $ 7,772.00 | | | $ 764.39 | | | $ 40,612.01 |
| | | Moun Elec Sml chg pilot prog | 24,801 | | | | | | | | | | | | | | | |
| | | Moun Elec Spcl Light | 28,702 | | | | | | | | | | | | | | | |
| | | Moun Elec Time choice Gen Ser EBPP | 1,819 | | | | | | | | | | | | $ 23.07 | | | |
| | | Moun Elec Time choice Gen Ser | 27,223,377 | | | | | | | | | $ 32.16 | | | $ 493,912.99 | | | |
| | | Moun Elec Time choice Lg Gen Ser | 82,832,399 | | | | | | | | | | | | $ 180,257.24 | | | $ 1,913,767.34 |
| | | Moun Elec Time choice Plus Gen Ser | 904 | | | | | | | | | | | | $ 71.91 | | | |
| | | Moun Elec Time choice Res | - | | | | | | | | | | | | $ - | | | |
| | | Moun Elec Time choice Sml Pri Ser | 2,084,452 | | | | | | | | | $ 29,614.00 | | | $ 2,390.46 | | | $ 45,243.62 |
| | | Moun Elec Time choice Res | - | | | | | | | | | | | | | | | |
| | **Industrial** | MO Elec Private light Service | 36,987 | | | | | | | | | | | | | | | |
| | | Moun Elec Large Power Ser | 52,196,194 | | | | | | | | | | | | $ 7,939.40 | | | $ 978,597.38 |
| | | Moun Elec Non Std Lg Gen Ser | 3,658,644 | | | | | | | | | | | | $ 2,534.19 | | | $ 70,233.09 |
| | | Moun Elec Non Std Sml Pri Ser | 4,394,083 | | | | | | | | | | | | $ 764.39 | | | $ 88,925.82 |
| | | Moun Elec Time choice Gen Ser | 179,841 | | | | | | | | | | | | $ 1,984.68 | | | |
| | | Moun Elec Time choice Lg Gen Ser | 8,971,168 | | | | | | | | | | | | $ 7,713.39 | | | $ 181,125.23 |
| | | Moun Elec Time choice Sml Pri Ser | 317,739 | | | | | | | | | | | | $ 277.96 | | | $ 6,301.13 |
| | **Interdepartmental** | Company Use | - | | | | | | | | | | | | | | | |
| | | MO Elec Private light Service | 188 | | | | | | | | | | | | | | | |
| | | Moun Elec Non Std Lg Gen Ser | 86,613 | | | | | | | | | | | | $ 138.98 | | | $ 1,067.67 |
| | | Moun Elec Time choice Gen Ser | 133,194 | | | | | | | | | | | | $ 1,205.29 | | | |
| | | Moun Elec Time choice Lg Gen Ser | 1,000,197 | | | | | | | | | | | | $ 708.80 | | | $ 6,809.48 |
| | **Municipal Buildings** | MO Elec Private light Service | 3,552 | | | | | | | | | | | | | | | |
| | | Moun Elec Non Std Gen Ser | 3,614 | | | | | | | | | | | | $ 119.85 | | | |
| | | Moun Elec Non Std Lg Gen Ser | 521,531 | | | | | | | | | | | | $ 1,014.56 | | | $ 9,565.60 |
| | | Moun Elec Time choice Gen Ser | 104,946 | | | | | | | | | | | | $ 15,478.00 | | | |
| | | Moun Elec Time choice Lg Gen Ser | 2,191,793 | | | | | | | | | | | | $ 5,295.14 | | | $ 65,796.30 |
| | **Municipal Other Lighting** | MO Elec Private light Service | 4,419 | | | | | | | | | | | | | | | |
| | | Moun Elec Gen Ser | - | | | | | | | | | | | $ | 41.96 | | | |
| | | Moun Elec Non Std Gen Ser | 277 | | | | | | | | | | | | $ 1,226.46 | | | |
| | | Moun Elec Spcl Light | 53,030 | | | | | | | | | | | | | | | |
| | | Moun Elec Time choice Gen Ser | 140,752 | | | | | | | | | | | | $ 7,868.44 | | | |
| | | Moun Elec Time choice Lg Gen Ser | 69,490 | | | | | | | | | | | | $ 347.45 | | | |
| | **Municipal Pumping** | MO Elec Private light Service | 536 | | | | | | | | | | | | | | | $ 3,598.60 |
| | | Moun Elec Non Std Gen Ser | 10,145 | | | | | | | | | | | | $ 148.61 | | | |
| | | Moun Elec Non Std Lg Gen Ser | 811,171 | | | | | | | | | | | | $ 1,125.74 | | | |
| | | Moun Elec Non Std Sml Pri Ser | - | | | | | | | | | | | | | | | $ 13,783.70 |
| | | Moun Elec Time choice Gen Ser | 871,232 | | | | | | | | | | | | $ 13,552.47 | | | |
| | | Moun Elec Time choice Lg Gen Ser | 6,192,047 | | | | | | | | | | | | $ 13,559.83 | | | $ 143,253.55 |
| | | Moun Elec Time choice Sml Pri Ser | 48,084 | | | | | | | | | | | | $ 69.49 | | | $ 605.62 |
| | **Municipal Street Lighting** | Moun Elec Large Power Ser | 2,419,968 | | | | | | | | | | | | | | | |
| | **Oil Pipeline Pumping** | Moun Elec Large Power Ser | 10,176,908 | | | | | | | | | | | | $ 1,955.30 | | | $ 236,659.24 |
| | | Moun Elec Non Std Sml Pri Ser | 678,464 | | | | | | | | | | | | $ 277.96 | | | $ 13,749.12 |
| | | Moun Elec Time choice Lg Gen Ser | 88,848 | | | | | | | | | | | | $ 69.49 | | | $ 2,027.87 |
| | **Residential** | Company Use | - | | | | | | | | | | | | | | | |
| | | MO Elec Private light Service | 369,791 | | | | | | | | | | | | | | | |
| | | Moun Elec Non Std Gen Ser | - | | | | | | | | | | | | $ 23.07 | | | |
| | | Moun Elec Res | 670,261 | | | | | | | | | $ 160.80 | | | $ 8,932.30 | | | |
| | | Moun Elec Time choice Gen Ser | - | | | | | | | | | | | | | | | |
| | | Moun Elec Time choice Plus Res | 56,760 | | | | | | | | | | | | $ 965.03 | | | |
| | | Moun Elec Time choice Res | 104,123,576 | | | | | | | | | $ 2,547.68 | | | $ 1,858,463.22 | | | |
| | **Praxair/JO** | Moun Elec Transmission Ser | 6,300,000 | | | | | | | | | | | | $ 275.00 | | | $ 149,572.31 |
| | **Embarqmark Municipalities** | Moun Elec | 760,800 | | | | | | | | | | | | | | | $ 24,274.45 |
| | **Company Use** | Company Use | - | | | | | | | | | | | | | | | |
| **Oklahoma** | **Commercial** | OK Elec General Commercial Serv | 2,076,646 | | | | | | | | | | | | | | | $ 65,443.87 |
| | | OK Elec Private Lighting Service | 42,967 | | | | | | | | | | | | | | | |
| | | OK Elec Resi. Total Elec Serv | - | | | | | | | | | | | | | | | |
| | | OK Elec Small Comm Building Serv | 858,884 | | | | | | | | | | | | | | | |
| | | OK Elec Special Lighting Service | 1,302 | | | | | | | | | | | | | | | |
| | | OK Elec Street Lighting Service | 512,706 | | | | | | | | | | | | | | | |
| | **Industrial** | OK Elec General Commercial Serv | 740,915 | | | | | | | | | | | | | | | $ 25,921.78 |
| | | OK Elec Private Lighting Service | 1,373 | | | | | | | | | | | | | | | |
| | | OK Elec Small Comm Building Serv | - | | | | | | | | | | | | | | | |
| | | OK Elec Transmission Service - PT | 3,622,984 | | | | | | | | | | | | | | 12215.07 | $ 51,739.69 |
| | **Municipal Buildings** | OK Elec General Commercial Serv | 1,264 | | | | | | | | | | | | | | | $ 1,242.07 |
| | | OK Elec Small Comm Building Serv | 38,341 | | | | | | | | | | | | | | | |
| | | OK Elec Total Elec. Building Serv | 1,280 | | | | | | | | | | | | | | | |
| | **Municipal Other Lighting** | OK Elec Private Lighting Service | 302 | | | | | | | | | | | | | | | |
| | | OK Elec Small Comm Building Serv | 1,503 | | | | | | | | | | | | | | | |
| | | OK Elec Special Lighting Service | 577 | | | | | | | | | | | | | | | |
| | **Municipal Pumping** | OK Elec General Commercial Serv | 96,810 | | | | | | | | | | | | | | | $ 3,474.36 |
| | | OK Elec Small Comm Building Serv | 1,000,000 | | | | | | | | | | | | | | | |
| | **Municipal Street Lighting** | OK Elec Municipal Sl Lighting Serv | 68,939 | | | | | | | | | | | | | | 15201.81 | $ 10,113.07 |
| | **Oil Pipeline Pumping** | OK Elec Transmission Service - PT | 1,348,988 | | | | | | | | | | | | | | | |
| | **Residential** | OK Elec Private Lighting Service | 37,531 | | | | | | | | | | | | | | | |
| | | OK Elec Resi. Total Elec Serv | 875,871 | | | | | | | | | | | | | | | |
| | | OK Elec Residential Gen Service | 2,158,989 | | | | | | | | | | | | | | | |
| **(blank)** | **(blank)** | (blank) | | | | | | | | | | | | | | | | |
| **Grand Total** | | | **384,899,800** | **$ 599,851.38** | **$ 254,833.40** | **-4195.44** | **$ 5,271.94** | **$ -** | **$ 89,912.98** | **$ -** | **$ 25,545.43** | **$ 39,926.64** | **$ 13,814.79** | **$ 2,663,013.57** | **$ 160,219.79** | **83011.25** | **27416.88** | **$ 4,035,004.56** |

| Charge | Sum of Excess Funds | Sum of Facilities Charge Discount | Sum of Facilities Fee | Sum of Facilities Charge | Sum of Facilities Usage Charge | Sum of Facilities Usage Charge Disc | Sum of Fuel Adjustment Credit | Sum of Fuel Adjustment Rider | Sum of Fuel Adj Cust Ord gr | Sum of Fuel Charge | Sum of Fuel Adjustment Charge | Sum of Fuel Adjustment Credit | Sum of Fuel Charge | Sum of Fuel Charge Credit | Sum of Fuel Charge Credit Rider | Sum of Fuel Charge Credit Rider Credit | Sum of Fuel Charge Credit Rider Credit Credit | Sum of Fuel Charge Credit Rider Credit Credit Credit | Sum of Fuel Charge Credit Rider Credit Credit Credit Credit | Sum of Fuel Charge Credit Rider Credit Credit Credit Credit Credit | Sum of Fuel Charge Credit Rider Credit Credit Credit Credit Credit Credit | Sum of Fuel Charge Credit Rider Credit Credit Credit Credit Credit Credit Credit | Sum of Fuel Charge Credit Rider Credit Credit Credit Credit Credit Credit Credit Credit | Sum of Fuel Charge Credit Rider Credit Credit Credit Credit Credit Credit Credit Credit Credit | Sum of Fuel Charge Credit Rider Credit Credit Credit Credit Credit Credit Credit Credit Credit Credit | Sum of Fuel Charge Credit Rider Credit Credit Credit Credit Credit Credit Credit Credit Credit Credit Credit | Sum of Fuel Charge Credit Rider Credit Credit Credit Credit Credit Credit Credit Credit Credit Credit Credit Credit | Sum of Fuel Charge Credit Rider Credit Credit Credit Credit Credit Credit Credit Credit Credit Credit Credit Credit Credit | Sum of Fuel Charge Credit Rider Credit Credit Credit Credit Credit Credit Credit Credit Credit Credit Credit Credit Credit Credit | Sum of Fuel Charge Credit Rider Credit Credit Credit Credit Credit Credit Credit Credit Credit Credit Credit Credit Credit Credit Credit | Sum of Fuel Charge Credit Rider Credit Credit Credit Credit Credit Credit Credit Credit Credit Credit Credit Credit Credit Credit Credit Credit |
|---|---|---

| | | |

| LYNNFAYSON | $ | SAVEMORE | $ | WORK | $ | RETIRYEARS | $ | SAYLATER | $ | RETIREADVICE | $ | EARNED | $ | TLTOWORK | $ | ZACHTAYLOR |
|---|---|---|---|---|---|---|---|---|---|---|---|---|---|---|---|---|
| ORANGTON | $ | - | | | | | | | | ORANGTON | $ | - | | - | $ | - |
| ORANGTON | $ | - | | | | | | | | ORANGTON | $ | - | | - | $ | - |
| TRACEY | $ | - | | | | | | | | TRACEY

| | | |

| | | |



| | | |



# 1. Ms. Mary Mitchell-Jones

| | | |

| | | |

| | | |

| Sum of Wrong Page | Sum of Wrong Line Number | Sum of Wrong Word | Sum of Wrong Character | Sum of Wrong Word Order | Sum of Wrong Character Order | Sum of Wrong Page Number | Sum of Wrong Line Number | Sum of Wrong Word Number | Sum of Wrong Character Number | Sum of Wrong Word Order Number | Sum of Wrong Character Order Number | Sum of Wrong Page Order | Sum of Wrong Line Order | Sum of Wrong Word Order | Sum of Wrong Character Order | Sum of Wrong Page No. | Sum of Wrong Line No. | Sum of Wrong Word No. | Sum of Wrong Character No. | Sum of Wrong Word Order No. | Sum of Wrong Character Order No. | Sum of Wrong Page No. Number | Sum of Wrong Line No. Number | Sum of Wrong Word No. Number | Sum of Wrong Character No. Number | Sum of Wrong Word Order No. Number | Sum of Wrong Character Order No. Number |
|---|---|---|---|---|---|---|---|---|---|---|---|---|---|---|---|---|---|---|---|---|---|---|---|---|---|---|---|
| 1 | 1 | 1 | 1 | 1 | 1 | 1 | 1 | 1 | 1 | 1 | 1 | 1 | 1 | 1 | 1 | 1 | 1 | 1 | 1 | 1 | 1 | 1 | 1 | 1 | 1 | 1 | 1 |
| 2 | 2 | 2 | 2 | 2 | 2 | 2 | 2 | 2 | 2 | 2 | 2 | 2 | 2 | 2 | 2 | 2 | 2 | 2 | 2 | 2 | 2 | 2 | 2 | 2 | 2 | 2 | 2 |
| 3 | 3 | 3 | 3 | 3 | 3 | 3 | 3 | 3 | 3 | 3 | 3 | 3 | 3 | 3 | 3 | 3 | 3 | 3 | 3 | 3 | 3 | 3 | 3 | 3 | 3 | 3 | 3 |
| 4 | 4 | 4 | 4 | 4 | 4 | 4 | 4 | 4 | 4 | 4 | 4 | 4 | 4 | 4 | 4 | 4 | 4 | 4 | 4 | 4 | 4 | 4 | 4 | 4 | 4 | 4 | 4 |
| 5 | 5 | 5 | 5 | 5 | 5 | 5 | 5 | 5 | 5 | 5 | 5 | 5 | 5 | 5 | 5 | 5 | 5 | 5 | 5 | 5 | 5 | 5 | 5 | 5 | 5 | 5 | 5 |
| 6 | 6 | 6 | 6 | 6 | 6 | 6 | 6 | 6 | 6 | 6 | 6 | 6 | 6 | 6 | 6 | 6 | 6 | 6 | 6 | 6 | 6 | 6 | 6 | 6 | 6 | 6 | 6 |
| 7 | 7 | 7 | 7 | 7 | 7 | 7 | 7 | 7 | 7 | 7 | 7 | 7 | 7 | 7 | 7 | 7 | 7 | 7 | 7 | 7 | 7 | 7 | 7 | 7 | 7 | 7 | 7 |
| 8 | 8 | 8 | 8 | 8 | 8 | 8 | 8 | 8 | 8 | 8 | 8 | 8 | 8 | 8 | 8 | 8 | 8 | 8 | 8 | 8 | 8 | 8 | 8 | 8 | 8 | 8 | 8 |
| 9 | 9 | 9 | 9 | 9 | 9 | 9 | 9 | 9 | 9 | 9 | 9 | 9 | 9 | 9 | 9 | 9 | 9 | 9 | 9 | 9 | 9 | 9 | 9 | 9 | 9 | 9 | 9 |
| 10 | 10 | 10 | 10 | 10 | 10 | 10 | 10 | 10 | 10 | 10 | 10 | 10 | 10 | 10 | 10 | 10 | 10 | 10 | 10 | 10 | 10 | 10 | 10 | 10 | 10 | 10 | 10 |
| 11 | 11 | 11 | 11 | 11 | 11 | 11 | 11 | 11 | 11 | 11 | 11 | 11 | 11 | 11 | 11 | 11 | 11 | 11 | 11 | 11 | 11 | 11 | 11 | 11 | 11 | 11 | 11 |
| 12 | 12 | 12 | 12 | 12 | 12 | 12 | 12 | 12 | 12 | 12 | 12 | 12 | 12 | 12 | 12 | 12 | 12 | 12 | 12 | 12 | 12 | 12 | 12 | 12 | 12 | 12 | 12 |
| 13 | 13 | 13 | 13 | 13 | 13 | 13 | 13 | 13 | 13 | 13 | 13 | 13 | 13 | 13 | 13 | 13 | 13 | 13 | 13 | 13 | 13 | 13 | 13 | 13 | 13 | 13 | 13 |
| 14 | 14 | 14 | 14 | 14 | 14 | 14 | 14 | 14 | 14 | 14 | 14 | 14 | 14 | 14 | 14 | 14 | 14 | 14 | 14 | 14 | 14 | 14 | 14 | 14 | 14 | 14 | 14 |
| 15 | 15 | 15 | 15 | 15 | 15 | 15 | 15 | 15 | 15 | 15 | 15 | 15 | 15 | 15 | 15 | 15 | 15 | 15 | 15 | 15 | 15 | 15 | 15 | 15 | 15 | 15 | 15 |
| 16 | 16 | 16 | 16 | 16 | 16 | 16 | 16 | 16 | 16 | 16 | 16 | 16 | 16 | 16 | 16 | 16 | 16 | 16 | 16 | 16 | 16 | 16 | 16 | 16 | 16 | 16 | 16 |
| 17 | 17 | 17 | 17 | 17 | 17 | 17 | 17 | 17 | 17 | 17 | 17 | 17 | 17 | 17 | 17 | 17 | 17 | 17 | 17 | 17 | 17 | 17 | 17 | 17 | 17 | 17 | 17 |
| 18 | 18 | 18 | 18 | 18 | 18 | 18 | 18 | 18 | 18 | 18 | 18 | 18 | 18 | 18 | 18 | 18 | 18 | 18 | 18 | 18 | 18 | 18 | 18 | 18 | 18 | 18 | 18 |
| 19 | 19 | 19 | 19 | 19 | 19 | 19 | 19 | 19 | 19 | 19 | 19 | 19 | 19 | 19 | 19 | 19 | 19 | 19 | 19 | 19 | 19 | 19 | 19 | 19 | 19 | 19 | 19 |
| 20 | 20 | 20 | 20 | 20 | 20 | 20 | 20 | 20 | 20 | 20 | 20 | 20 | 20 | 20 | 20 | 20 | 20 | 20 | 20 | 20 | 20 | 20 | 20 | 20 | 20 | 20 | 20 |
| 21 | 21 | 21 | 21 | 21 | 21 | 21 | 21 | 21 | 21 | 21 | 21 | 21 | 21 | 21 | 21 | 21 | 21 | 21 | 21 | 21 | 21 | 21 | 21 | 21 | 21 | 21 | 21 |
| 22 | 22 | 22 | 22 | 22 | 22 | 22 | 22 | 22 | 22 | 22 | 22 | 22 | 22 | 22 | 22 | 22 | 22 | 22 | 22 | 22 | 22 | 22 | 22 | 22 | 22 | 22 | 22 |
| 23 | 23 | 23 | 23 | 23 | 23 | 23 | 23 | 23 | 23 | 23 | 23 | 23 | 23 | 23 | 23 | 23 | 23 | 23 | 23 | 23 | 23 | 23 | 23 | 23 | 23 | 23 | 23 |
| 24 | 24 | 24 | 24 | 24 | 24 | 24 | 24 | 24 | 24 | 24 | 24 | 24 | 24 | 24 | 24 | 24 | 24 | 24 | 24 | 24 | 24 | 24 | 24 | 24 | 24 | 24 | 24 |
| 25 | 25 | 25 | 25 | 25 | 25 | 25 | 25 | 25 | 25 | 25 | 25 | 25 | 25 | 25 | 25 | 25 | 25 | 25 | 25 | 25 | 25 | 25 | 25 | 25 | 25 | 25 | 25 |
| 26 | 26 | 26 | 26 | 26 | 26 | 26 | 26 | 26 | 26 | 26 | 26 | 26 | 26 | 26 | 26 | 26 | 26 | 26 | 26 | 26 | 26 | 26 | 26 | 26 | 26 | 26 | 26 |
| 27 | 27 | 27 | 27 | 27 | 27 | 27 | 27 | 27 | 27 | 27 | 27 | 27 | 27 | 27 | 27 | 27 | 27 | 27 | 27 | 27 | 27 | 27 | 27 | 27 | 27 | 27 | 27 |
| 28 | 28 | 28 | 28 | 28 | 28 | 28 | 28 | 28 | 28 | 28 | 28 | 28 | 28 | 28 | 28 | 28 | 28 | 28 | 28 | 28 | 28 | 28 | 28 | 28 | 28 | 28 | 28 |
| 29 | 29 | 29 | 29 | 29 | 29 | 29 | 29 | 29 | 29 | 29 | 29 | 29 | 29 | 29 | 29 | 29 | 29 | 29 | 29 | 29 | 29 | 29 | 29 | 29 | 29 | 29 | 29 |
| 30 | 30 | 30 | 30 | 30 | 30 | 30 | 30 | 30 | 30 | 30 | 30 | 30 | 30 | 30 | 30 | 30 | 30 | 30 | 30 | 30 | 30 | 30 | 30 | 30 | 30 | 30 | 30 |
| 31 | 31 | 31 | 31 | 31 | 31 | 31 | 31 | 31 | 31 | 31 | 31 | 31 | 31 | 31 | 31 | 31 | 31 | 31 | 31 | 31 | 31 | 31 | 31 | 31 | 31 | 31 | 31 |
| 32 | 32 | 32 | 32 | 32 | 32 | 32 | 32 | 32 | 32 | 32 | 32 | 32 | 32 | 32 | 32 | 32 | 32 | 32 | 32 | 32 | 32 | 32 | 32 | 32 | 32 | 32 | 32 |
| 33 | 33 | 33 | 33 | 33 | 33 | 33 | 33 | 33 | 33 | 33 | 33 | 33 | 33 | 33 | 33 | 33 | 33 | 33 | 33 | 33 | 33 | 33 | 33 | 33 | 33 | 33 | 33 |
| 34 | 34 | 34 | 34 | 34 | 34 | 34 | 34 | 34 | 34 | 34 | 34 | 34 | 34 | 34 | 34 | 34 | 34 | 34 | 34 | 34 | 34 | 34 | 34 | 34 | 34 | 34 | 34 |
| 35 | 35 | 35 | 35 | 35 | 35 | 35 | 35 | 35 | 35 | 35 | 35 | 35 | 35 | 35 | 35 | 35 | 35 | 35 | 35 | 35 | 35 | 35 | 35 | 35 | 35 | 35 | 35 |
| 36 | 36 | 36 | 36 | 36 | 36 | 36 | 36 | 36 | 36 | 36 | 36 | 36 | 36 | 36 | 36 | 36 | 36 | 36 | 36 | 36 | 36 | 36 | 36 | 36 | 36 | 36 | 36 |
| 37 | 37 | 37 | 37 | 37 | 37 | 37 | 37 | 37 | 37 | 37 | 37 | 37 | 37 | 37 | 37 | 37 | 37 | 37 | 37 | 37 | 37 | 37 | 37 | 37 | 37 | 37 | 37 |
| 38 | 38 | 38 | 38 | 38 | 38 | 38 | 38 | 38 | 38 | 38 | 38 | 38 | 38 | 38 | 38 | 38 | 38 | 38 | 38 | 38 | 38 | 38 | 38 | 38 | 38 | 38 | 38 |
| 39 | 39 | 39 | 39 | 39 | 39 | 39 | 39 | 39 | 39 | 39 | 39 | 39 | 39 | 39 | 39 | 39 | 39 | 39 | 39 | 39 | 39 | 39 | 39 | 39 | 39 | 39 | 39 |
| 40 | 40 | 40 | 40 | 40 | 40 | 40 | 40 | 40 | 40 | 40 | 40 | 40 | 40 | 40 | 40 | 40 | 40 | 40 | 40 | 40 | 40 | 40 | 40 | 40 | 40 | 40 | 40 |
| 41 | 41 | 41 | 41 | 41 | 41 | 41 | 41 | 41 | 41 | 41 | 41 | 41 | 41 | 41 | 41 | 41 | 41 | 41 | 41 | 41 | 41 | 41 | 41 | 41 | 41 | 41 | 41 |
| 42 | 42 | 42 | 42 | 42 | 42 | 42 | 42 | 42 | 42 | 42 | 42 | 42 | 42 | 42 | 42 | 42 | 42 | 42 | 42 | 42 | 42 | 42 | 42 | 42 | 42 | 42 | 42 |
| 43 | 43 | 43 | 43 | 43 | 43 | 43 | 43 | 43 | 43 | 43 | 43 | 43 | 43 | 43 | 43 | 43 | 43 | 43 | 43 | 43 | 43 | 43 | 43 | 43 | 43 | 43 | 43 |
| 44 | 44 | 44 | 44 | 44 | 44 | 44 | 44 | 44 | 44 | 44 | 44 | 44 | 44 | 44 | 44 | 44 | 44 | 44 | 44 | 44 | 44 | 44 | 44 | 44 | 44 | 44 | 44 |
| 45 | 45 | 45 | 45 | 45 | 45 | 45 | 45 | 45 | 45 | 45 | 45 | 45 | 45 | 45 | 45 | 45 | 45 | 45 | 45 | 45 | 45 | 45 | 45 | 45 | 45 | 45 | 45 |
| 46 | 46 | 46 | 46 | 46 | 46 | 46 | 46 | 46 | 46 | 46 | 46 | 46 | 46 | 46 | 46 | 46 | 46 | 46 | 46 | 46 | 46 | 46 | 46 | 46 | 46 | 46 | 46 |
| 47 | 47 | 47 | 47 | 47 | 47 | 47 | 47 | 47 | 47 | 47 | 47 | 47 | 47 | 47 | 47 | 47 | 47 | 47 | 47 | 47 | 47 | 47 | 47 | 47 | 47 | 47 | 47 |
| 48 | 48 | 48 | 48 | 48 | 48 | 48 | 48 | 48 | 48 | 48 | 48 | 48 | 48 | 48 | 48 | 48 | 48 | 48 | 48 | 48 | 48 | 48 | 48 | 48 | 48 | 48 | 48 |
| 49 | 49 | 49 | 49 | 49 | 49 | 49 | 49 | 49 | 49 | 49 | 49 | 49 | 49 | 49 | 49 | 49 | 49 | 49 | 49 | 49 | 49 | 49 | 49 | 49 | 49 | 49 | 49 |
| 50 | 50 | 50 | 50 | 50 | 50 | 50 | 50 | 50 | 50 | 50 | 50 | 50 | 50 | 50 | 50 | 50 | 50 | 50 | 50 | 50 | 50 | 50 | 50 | 50 | 50 | 50 | 50 |
| 51 | 51 | 51 | 51 | 51 | 51 | 51 | 51 | 51 | 51 | 51 | 51 | 51 | 51 | 51 | 51 | 51 | 51 | 51 | 51 | 51 | 51 | 51 | 51 | 51 | 51 | 51 | 51 |
| 52 | 52 | 52 | 52 | 52 | 52 | 52 | 52 | 52 | 52 | 52 | 52 | 52 | 52 | 52 | 52 | 52 | 52 | 52 | 52 | 52 | 52 | 52 | 52 | 52 | 52 | 52 | 52 |
| 53 | 53 | 53 | 53 | 53 | 53 | 53 | 53 | 53 | 53 | 53 | 53 | 53 | 53 | 53 | 53 | 53 | 53 | 53 | 53 | 53 | 53 | 53 | 53 | 53 | 53 | 53 | 53 |
| 54 | 54 | 54 | 54 | 54 | 54 | 54 | 54 | 54 | 54 | 54 | 54 | 54 | 54 | 54 | 54 | 54 | 54 | 54 | 54 | 54 | 54 | 54 | 54 | 54 | 54 | 54 | 54 |
| 55 | 55 | 55 | 55 | 55 | 55 | 55 | 55 | 55 | 55 | 55 | 55 | 55 | 55 | 55 | 55 | 55 | 55 | 55 | 55 | 55 | 55 | 55 | 55 | 55 | 55 | 55 | 55 |
| 56 | 56 | 56 | 56 | 56 | 56 | 56 | 56 | 56 | 56 | 56 | 56 | 56 | 56 | 56 | 56 | 56 | 56 | 56 | 56 | 56 | 56 | 56 | 56 | 56 | 56 | 56 | 56 |
| 57 | 57 | 57 | 57 | 57 | 57 | 57 | 57 | 57 | 57 | 57 | 57 | 57 | 57 | 57 | 57 | 57 | 57 | 57 | 57 | 57 | 57 | 57 | 57 | 57 | 57 | 57 | 57 |
| 58 | 58 | 58 | 58 | 58 | 58 | 58 | 58 | 58 | 58 | 58 | 58 | 58 | 58 | 58 | 58 | 58 | 58 | 58 | 58 | 58 | 58 | 58 | 58 | 58 | 58 | 58 | 58 |
| 59 | 59 | 59 | 59 | 59 | 59 | 59 | 59 | 59 | 59 | 59 | 59 | 59 | 59 | 59 | 59 | 59 | 59 | 59 | 59 | 59 | 59 | 59 | 59 | 59 | 59 | 59 | 59 |
| 60 | 60 | 60 | 60 | 60 | 60 | 60 | 60 | 60 | 60 | 60 | 60 | 60 | 60 | 60 | 60 | 60 | 60 | 60 | 60 | 60 | 60 | 60 | 60 | 60 | 60 | 60 | 60 |
| 61 | 61 | 61 | 61 | 61 | 61 | 61 | 61 | 61 | 61 | 61 | 61 | 61 | 61 | 61 | 61 | 61 | 61 | 61 | 61 | 61 | 61 | 61 | 61 | 61 | 61 | 61 | 61 |
| 62 | 62 | 62 | 62 | 62 | 62 | 62 | 62 | 62 | 62 | 62 | 62 | 62 | 62 | 62 | 62 | 62 | 62 | 62 | 62 | 62 | 62 | 62 | 62 | 62 | 62 | 62 | 62 |
| 63 | 63 | 63 | 63 | 63 | 63 | 63 | 63 | 63 | 63 | 63 | 63 | 63 | 63 | 63 | 63 | 63 | 63 | 63 | 63 | 63 | 63 | 63 | 63 | 63 | 63 | 63 | 63 |
| 64 | 64 | 64 | 64 | 64 | 64 | 64 | 64 | 64 | 64 | 64 | 64 | 64 | 64 | 64 | 64 | 64 | 64 | 64 | 64 | 64 | 64 | 64 | 64 | 64 | 64 | 64 | 64 |
| 65 | 65 | 65 | 65 | 65 | 65 | 65 | 65 | 65 | 65 | 65 | 65 | 65 | 65 | 65 | 65 | 65 | 65 | 65 | 65 | 65 | 65 | 65 | 65 | 65 | 65 | 65 | 65 |
| 66 | 66 | 66 | 66 | 66 | 66 | 66 | 66 | 66 | 66 | 66 | 66 | 66 | 66 | 66 | 66 | 66 | 66 | 66 | 66 | 66 | 66 | 66 | 66 | 66 | 66 | 66 | 66 |
| 67 | 67 | 67 | 67 | 67 | 67 | 67 | 67 | 67 | 67 | 67 | 67 | 67 | 67 | 67 | 67 | 67 | 67 | 67 | 67 | 67 | 67 | 67 | 67 | 67 | 67 | 67 | 67 |
| 68 | 68 | 68 | 68 | 68 | 68 | 68 | 68 | 68 | 68 | 68 | 68 | 68 | 68 | 68 | 68 | 68 | 68 | 68 | 68 | 68 | 68 | 68 | 68 | 68 | 68 | 68 | 68 |
| 69 | 69 | 69 | 69 | 69 | 69 | 69 | 69 | 69 | 69 | 69 | 69 | 69 | 69 | 69 | 69 | 69 | 69 | 69 | 69 | 69 | 69 | 69 | 69 | 69 | 69 | 69 | 69 |
| 70 | 70 | 70 | 70 | 70 | 70 | 70 | 70 | 70 | 70 | 70 | 70 | 70 | 70 | 70 | 70 | 70 | 70 | 70 | 70 | 70 | 70 | 70 | 70 | 70 | 70 | 70 | 70 |
| 71 | 71 | 71 | 71 | 71 | 71 | 71 | 71 | 71 | 71 | 71 | 71 | 71 | 71 | 71 | 71 | 71 | 71 | 71 | 71 | 71 | 71 | 71 | 71 | 71 | 71 | 71 | 71 |
| 72 | 72 | 72 | 72 | 72 | 72 | 72 | 72 | 72 | 72 | 72 | 72 | 72 | 72 | 72 | 72 | 72 | 72 | 72 | 72 | 72 | 72 | 72 | 72 | 72 | 72 | 72 | 72 |
| 73 | 73 | 73 | 73 | 73 | 73 | 73 | 73 | 73 | 73 | 73 | 73 | 73 | 73 | 73 | 73 | 73 | 73 | 73 | 73 | 73 | 73 | 73 | 73 | 73 | 73 | 73 | 73 |
| 74 | 74 | 74 | 74 | 74 | 74 | 74 | 74 | 74 | 74 | 74 | 74 | 74 | 74 | 74 | 74 | 74 | 74 | 74 | 74 | 74 | 74 | 74 | 74 | 74 | 74 | 74 | 74 |
| 75 | 75 | 75 | 75 | 75 | 75 | 75 | 75 | 75 | 75 | 75 | 75 | 75 | 75 | 75 | 75 | 75 | 75 | 75 | 75 | 75 | 75 | 75 | 75 | 75 | 75 | 75 | 75 |
| 76 | 76 | 76 | 76 | 76 | 76 | 76 | 76 | 76 | 76 | 76 | 76 | 76 | 76 | 76 | 76 | 76 | 76 | 76 | 76 | 76 | 76 | 76 | 76 | 76 | 76 | 76 | 76 |
| 77 | 77 | 77 | 77 | 77 | 77 | 77 | 77 | 77 | 77 | 77 | 77 | 77 | 77 | 77 | 77 | 77 | 77 | 77 | 77 | 77 | 77 | 77 | 77 | 77 | 77 | 77 | 77 |
| 78 | 78 | 78 | 78 | 78 | 78 | 78 | 78 | 78 | 78 | 78 | 78 | 78 | 78 | 78 | 78 | 78 | 78 | 78 | 78 | 78 | 78 | 78 | 78 | 78 | 78 | 78 | 78 |
| 79 | 79 | 79 | 79 | 79 | 79 | 79 | 79 | 79 | 79 | 79 | 79 | 79 | 79 | 79 | 79 | 79 | 79 | 79 | 79 | 79 | 79 | 79 | 79 | 79 | 79 | 79 | 79 |
| 80 | 80 | 80 | 80 | 80 | 80 | 80 | 80 | 80 | 80 | 80 | 80 | 80 | 80 | 80 | 80 | 80 | 80 | 80 | 80 | 80 | 80 | 80 | 80 | 80 | 80 | 80 | 80 |
| 81 | 81 | 81 | 81 | 81 | 81 | 81 | 81 | 81 | 81 | 81 | 81 | 81 | 81 | 81 | 81 | 81 | 81 | 81 | 81 | 81 | 81 | 81 | 81 | 81 | 81 | 81 | 81 |
| 82 | 82 | 82 | 82 | 82 | 82 | 82 | 82 | 82 | 82 | 82 | 82 | 82 | 82 | 82 | 82 | 82 | 82 | 82 | 82 | 82 | 82 | 82 | 82 | 82 | 82 | 82 | 82 |
| 83 | 83 | 83 | 83 | 83 | 83 | 83 | 83 | 83 | 83 | 83 | 83 | 83 | 83 | 83 | 83 | 83 | 83 | 83 | 83 | 83 | 83 | 83 | 83 | 83 | 83 | 83 | 83 |
| 84 | 84 | 84 | 84 | 84 | 84 | 84 | 84 | 84 | 84 | 84 | 84 | 84 | 84 | 84 | 84 | 84 | 84 | 84 | 84 | 84 | 84 | 84 | 84 | 84 | 84 | 84 | 84 |
| 85 | 85 | 85 | 85 | 85 | 85 | 85 | 85 | 85 | 85 | 85 | 85 | 85 | 85 | 85 | 85 | 85 | 85 | 85 | 85 | 85 | 85 | 85 | 85 | 85 | 85 | 85 | 85 |
| 86 | 86 | 86 | 86 | 86 | 86 | 86 | 86 | 86 | 86 | 86 | 86 | 86 | 86 | 86 | 86 | 86 | 86 | 86 | 86 | 86 | 86 | 86 | 86 | 86 | 86 | 86 | 86 |
| 87 | 87 | 87 | 87 | 87 | 87 | 87 | 87 | 87 | 87 | 87 | 87 | 87 | 87 | 87 | 87 | 87 | 87 | 87 | 87 | 87 | 87 | 87 | 87 | 87 | 87 | 87 | 87 |
| 88 | 88 | 88 | 88 | 88 | 88 | 88 | 88 | 88 | 88 | 88 | 88 | 88 | 88 | 88 | 88 | 88 | 88 | 88 | 88 | 88 | 88 | 88 | 88 | 88 | 88 | 88 | 88 |
| 89 | 89 | 89 | 89 | 89 | 89 | 89 | 89 | 89 | 89 | 89 | 89 | 89 | 89 | 89 | 89 | 89 | 89 | 89 | 89 | 89 | 89 | 89 | 89 | 89 | 89 | 89 | 89 |
| 90 | 90 | 90 | 90 | 90 | 90 | 90 | 90 | 90 | 90 | 90 | 90 | 90 | 90 | 90 | 90 | 90 | 90 | 90 | 90 | 90 | 90 | 90 | 90 | 90 | 90 | 90 | 90 |
| 91 | 91 | 91 | 91 | 91 | 91 | 91 | 91 | 91 | 91 | 91 | 91 | 91 | 91 | 91 | 91 | 91 | 91 | 91 | 91 | 91 | 91 | 91 | 91 | 91 | 91 | 91 | 91 |
| 92 | 92 | 92 | 92 | 92 | 92 | 92 | 92 | 92 | 92 | 92 | 92 | 92 | 92 | 92 | 92 | 92 | 92 | 92 | 92 | 92 | 92 | 92 | 92 | 92 | 92 | 92 | 92 |
| 93 | 93 | 93 | 93 | 93 | 93 | 93 | 93 | 93 | 93 | 93 | 93 | 93 | 93 | 93 | 93 | 93 | 93 | 93 | 93 | 93 | 93 | 93 | 93 | 93 | 93 | 93 | 93 |
| 94 | 94 | 94 | 94 | 94 | 94 | 94 | 94 | 94 | 94 | 94 | 94 | 94 | 94 | 94 | 94 | 94 | 94 | 94 | 94 | 94 | 94 | 94 | 94 | 94 | 94 | 94 | 94 |
| 95 | 95 | 95 | 95 | 95 | 95 | 95 | 95 | 95 | 95 | 95 | 95 | 95 | 95 | 95 | 95 | 95 | 95 | 95 | 95 | 95 | 95 | 95 | 95 | 95 | 95 | 95 | 95 |
| 96 | 96 | 96 | 96 | 96 | 96 | 96 | 96 | 96 | 96 | 96 | 96 | 96 | 96 | 96 | 96 | 96 | 96 | 96 | 96 | 96 | 96 | 96 | 96 | 96 | 96 | 96 | 96 |
| 97 | 97 | 97 | 97 | 97 | 97 | 97 | 97 | 97 | 97 | 97 | 97 | 97 | 97 | 97 | 97 | 97 | 97 | 97 | 97 | 97 | 97 | 97 | 97 | 97 | 97 | 97 | 97 |
| 98 | 98 | 98 | 98 | 98 | 98 | 98 | 98 | 98 | 98 | 98 | 98 | 98 | 98 | 98 | 98 | 98 | 98 | 98 | 98 | 98 | 98 | 98 | 98 | 98 | 98 | 98 | 98 |
| 99 | 99 | 99 | 99 | 99 | 99 | 99 | 99 | 99 | 99 | 99 | 99 | 99 | 99 | 99 | 99 | 99 | 99 | 99 | 99 | 99 | 99 | 99 | 99 | 99 | 99 | 99 | 99 |
| 100 | 100 | 100 | 100 | 100 | 100 | 100 | 100 | 100 | 100 | 100 | 100 | 100 | 100 | 100 | 100 | 100 | 100 | 100 | 100 | 100 | 100 | 100 | 100 | 100 | 100 | 100 | 100 |





THIS SCHEDULE
HAS BEEN
DEEMED
HIGHLY CONFIDENTIAL
IN ITS
ENTIRETY

THIS SCHEDULE
HAS BEEN
DEEMED
HIGHLY CONFIDENTIAL
IN ITS
ENTIRETY

THIS SCHEDULE
HAS BEEN
DEEMED
HIGHLY CONFIDENTIAL
IN ITS
ENTIRETY

THIS SCHEDULE
HAS BEEN
DEEMED
HIGHLY CONFIDENTIAL
IN ITS
ENTIRETY

As shown on the revised tariff sheet submitted in this case, the base fuel factor for the accumulation period is $8.70.

Empire did not incur any extraordinary costs during the accumulation period.

Missouri Fuel Adjustment
Interest Calculation

| **Accumulation Period Ending Aug 2024** | **Mar 2024** | **Apr 2024** | **May 2024** | **June 2024** | **July 2024** | **Aug 2024** |
|---|---|---|---|---|---|---|
| Fuel Cost Recovery (Over)/Under | $ 885,475.50 | (1,550,843.59) | (920,391.46) | 2,324,655.98 | 2,372,253.61 | 3,201,982.58 |
| Cumulative Total - Current Period | $ 885,475.50 | (665,368.09) | (1,585,759.55) | 738,896.43 | 3,111,150.04 | 6,313,132.62 |
| Period Ending Aug 23 Balance (Period 30) | $ 4,137,316.90 | 2,872,546.27 | 462,329.62 | 462,329.62 | 462,329.62 | 462,329.62 |
| Period Ending Feb 24 Balance (Period 31) | $ 17,760,432.88 | $ 17,760,432.88 | $ 17,760,432.88 | 15,375,059.92 | 13,062,917.29 | 8,824,894.18 |
| Total (Over)/Under Recovery Bal | **$ 22,783,225.28** | **$ 19,967,611.06** | **$ 16,637,002.95** | **$ 16,576,285.97** | **$ 16,636,396.95** | **$ 15,600,356.42** |
| EDE Short-term interest rate | 5.5627% | 5.5859% | 5.5404% | 5.5448% | 5.4709% | 5.4743% |
| Monthly Interest | $ 105,613.54 | $ 92,947.57 | $ 76,813.43 | $ 76,594.01 | $ 75,846.72 | $ 71,167.74 |

Journal Entry

| | | | | | | | |
|---|---|---|---|---|---|---|---|
| A/C 254162 Deferred MO Fuel Cost Current-Liab | | | | | | | $ - |
| A/C 431203 Interest Expense Mo FAC | | | | | | | |
| A/C 182362 Deferred MO Fuel Cost Current | $ 105,613.54 | $ 92,947.57 | $ 76,813.43 | $ 76,594.01 | $ 75,846.72 | $ 71,167.74 | $ 498,983.01 |
| A/C 419025 Interest Income MO FAC | $ (105,613.54) | $ (92,947.57) | $ (76,813.43) | $ (76,594.01) | $ (75,846.72) | $ (71,167.74) | |