

Environmental Utilities, LLC

Company Full Certificated Name

Do not abbreviate; include any Commission approved AKA/DBA/Fictitious Name, if applicable.

WATER and/or SEWER ANNUAL REPORT

SMALL COMPANY

(Fewer than 8,000 customers)

TO THE MISSOURI PUBLIC SERVICE COMMISSION

January 1 - December 31, 2024

This filing is required pursuant to Commission Rules 20 CSR 4240-10.145 and/or Section 393.140 RSMo.

Please indicate which type of service the Company is certificated to provide by checking the appropriate box(es). (Check all that apply.)

- Water Service Provider**
- Sewer Service Provider**

Please choose one of the following filing type options:

- Public Submission** (NOT Confidential)
- Non-Public Submission** (CONFIDENTIAL / Filed Under Seal)
For this filing to be considered confidential, additional submission of materials is required pursuant to Commission Rule 20 CSR 4240-2.135.

(To be used when filing under seal.)

For the calendar year of January 1 - December 31, 2024

2 **Company Name:** Environmental Utilities, LLC
 2a **Parent Company Name:** _____
(if applicable)
 3 **Company Mailing Address:** 16533 N State Highway 5, Sunrise Beach, MO 65079
 4 **Company Street Address:** _____
 5 **Company Phone Number:** 573-374-6300
 6 **Company E-mail Address:** greg@williamslawoffice.us

7 **Name, title, address, phone number, and e-mail of person(s) to contact concerning information contained in this report:**

7a	<u>Gregory D. Williams</u>	<u>Member/Manager</u>
	Name/Title	Name/Title
7b	<u>16533 N State Highway 5</u>	<u></u>
	Mailing Address	Mailing Address
7c	<u></u>	<u></u>
	Street Address	Street Address
7d	<u>Sunrise Beach MO 65079</u>	<u></u>
	City State Zip	City State Zip
7e	<u>573-374-6300</u>	<u></u>
	Telephone Number	Telephone Number
7f	<u></u>	<u></u>
	E-mail Address	E-mail Address

8 Provide the **Total Company and** gross intrastate **Operating Revenues** (i.e., Missouri Jurisdictional) for Calendar Year 2024 .



(BOTH COLUMNS MUST BE COMPLETED)


Water Revenues	**	MO Jurisdictional	**	**	Total Company	**
9 Total Operating Revenues <i>(From Pg. W-2, Line 22)</i>		\$ 14,685			\$ 14,685	
10 Total Non-Tariffed Revenues <i>(Pg. W-2, Line 25)</i>		\$ -				
11 TOTAL REVENUES <i>(From Pg. W-2, line 26)</i>		\$ 14,685			\$ 14,685	

(Total MO Jurisdictional Revenue (Line 11 above) should match Statement of Revenue - MoPSC Assessment).

Sewer Revenues	**	MO Jurisdictional	**	**	Total Company	**
12 Total Operating Revenues <i>(From Pg. S-2, Line 22)</i>		\$ -				
13 Total Non-Tariffed Revenues <i>(From Pg. S-2, Line 25)</i>		\$ -				
14 TOTAL REVENUES <i>(From Pg. S-2, Line 26)</i>		\$ -			\$ -	

(Total MO Jurisdictional Revenue (Line 14 above) should match Statement of Revenue - MoPSC Assessment).

 Indicates a link to or from another worksheet within workbook
 Indicates formula cell(s)


(To be used when filing under seal.)

1 For the calendar year of January 1 - December 31, 2024

2 Company Name: Environmental Utilities, LLC

3 This Utility Company is a: (Check the appropriate box.)

- C-Corporation S-Corporation Sole Proprietorship
 Partnership LLC LP
 Other (Please explain)

4 If different than certificated name listed above (e.g., parent corporation name) or if 'Other' is identified, explain:

5 Name of state under the laws of which respondent is incorporated and date of incorporation. If incorporated under a specific law, give reference of such law. If not incorporated, state the fact and give the type of organization and date organized.

Missouri, January 1, 2003

6 Describe **MAJOR** transactions occurring during the year which will have a effect on operations, such as rate changes, replacement of major equipment and other abnormal cash expenditures of \$250 or more. (*Dollar amounts to be recorded on Page W-5 and/or Page S-4, columns d.*)

- 7 _____
- 8 _____
- 9 _____
- 10 _____
- 11 _____
- 12 _____
- 13 _____
- 14 _____
- 15 _____
- 16 _____
- 17 _____
- 18 _____
- 19 _____
- 20 _____
- 21 _____
- 22 _____
- 23 _____
- 24 _____
- 25 _____
- 26 _____
- 27 _____
- 28 _____
- 29 _____
- 30 _____

(To be used when filing under seal.)

1 For the calendar year of January 1 - December 31, 2024

2 Company Name: Environmental Utilities, LLC

NOTE: Please do not try to type over formulas. Totals will calculate automatically in this spreadsheet.

BALANCE SHEET
WATER AND SEWER OPERATIONS
ASSETS

	Account Description (a)	**	Amount (b)	**
3	Water Plant In Service (From Pg. W-5)		\$ 80,772	
4	LESS: Water Depreciation Reserve (From Pg. W-5)		\$ 63,557	
5	Net Water Plant in Service (Line 3 MINUS Line 4)		\$ 17,215	
6	Water Materials and Supplies			
7	Water Construction Work in Progress			
8	Water Plant Held for Future Use			
9	Water Plant Acquisition Adjustment			
10	Sewer Plant in Service (From Pg. S-4)		\$ -	
11	LESS: Sewer Depreciation Reserve (From Pg. S-4)		\$ -	
12	Net Sewer Plant in Service (Line 10 MINUS Line 11)		\$ -	
13	Sewer Materials and Supplies			
14	Sewer Construction Work in Progress			
15	Sewer Plant Held for Future Use			
16	Sewer Plant Acquisition Adjustment			
17	Other Plant			
18	Cash		\$ 14,567	
19	Accounts Receivable (i.e., Amounts due from customers or other parties.)			
20	Other Assets			
21	Total Assets*		\$ 31,782	

* Total Assets should balance with Total Equity and Liabilities on Page 5 (see instructions).
Difference between Equity & Liabilities and Assets (from Pg. 5).

- Indicates a link to another worksheet within workbook
- Indicates formula cell(s)

▼
 (To be used when filing under seal.)

2 Company Name: Environmental Utilities, LLC

NOTE: Please do not try to type over formulas. Totals will calculate automatically in this spreadsheet.

BALANCE SHEET
WATER AND SEWER OPERATIONS
EQUITY AND LIABILITIES

	Account Description (a)		Amount (b)	
3	Capital Stock (From Page 2)		\$ 44,791	
4	Retained Earnings		\$ (29,738)	
5	Long-Term Debt (banks, etc. - over 1 year) (From Pg. 9)		\$ -	
6	Short-Term Debt (banks, etc. - less than 1 year) (From Pg. 9)		\$ -	
7	Water Customer Deposits			
8	Water Advances for Construction			
9	Water Contributions In Aid of Construction (From Pg. 8, Line 16)		\$ 5,372	
10	LESS: Water Amortization of Contributions In Aid of Construction (From Page 8, line 24)		\$ 263	
11	Net Water Contributions In Aid of Construction (i.e., Line 9 MINUS Line 10)		\$ 5,109	
12	Sewer Customer Deposits			
13	Sewer Advances for Construction			
14	Sewer Contributions In Aid of Construction (From Pg. 8, Line 16)		\$ -	
15	LESS: Sewer Amortization of Contributions In Aid of Construction (From Page 8, line 24)		\$ -	
16	Net Sewer Contributions In Aid of Construction (i.e., Line 14 MINUS Line 15)		\$ -	
17	Deferred Taxes - ITC			
18	Deferred Taxes - Other			
19	Accounts Payable; (Amounts owed to other parties; other than debt listed above.)		\$ 11,620	
20	Other Liabilities			
21	Total Equity and Liabilities*		\$ 31,782	

* Total Equity and Liabilities should balance with Total Assets on Pg. 4 (see instructions).
 Difference between Equity & Liabilities and Assets (From Pg. 4).

- Indicates a link to another worksheet within workbook
- Indicates formula cell(s)

(To be used when filing under seal.)

PAYMENTS FOR SERVICES RENDERED BY OTHER THAN EMPLOYEES
(W-2 Employees should be listed on Page 6)

1
2 Company Name: **Environmental Utilities, LLC**
For the calendar year of January 1 - December 31, 2024

INSTRUCTIONS: Report below all information concerning rate, management, construction, engineering, research, financial, valuation, legal, accounting, purchasing, advertising, labor relations, public relations, contract operators and contract labor, or other similar professional services or outside services other than employees rendered the respondent under written or verbal arrangements, for which total payments during the year to any corporation, partnership, individual or organization of any kind whatsoever. Attach additional worksheet pages if necessary.

	Name of Recipient and Description of Service (a)	Amount of Payments:			
		Water		Sewer	
		Expensed (b)	Capitalized (c)	Expensed (d)	Capitalized (e)
3	Lake Ozark Environmental	\$ 3,595			
4	Gregory Williams	\$ 6,000			
5	Accounting/Billing Software Subscriptions	\$ 3,735			
6					
7					
8					
9					
10					
11					
12					
13					
14					
15					
16					
17					
18					
19	Total	\$ 13,330	\$ -	\$ -	\$ -
		<i>(Total to Pg. W-1)</i>		<i>(Total to Pg. S-1)</i>	

Page 7

Indicates formula cell(s)

(To be used when filing under seal.)

1

2 Company Name: **Environmental Utilities, LLC**

CONTRIBUTIONS IN AID OF CONSTRUCTION

INSTRUCTIONS: This account shall include donations or contributions in cash, services, or property for construction purposes. The records supporting the entries to this account shall be so kept that the utility can furnish information as to the purpose of each donation, the conditions, if any, upon which it was made, the amount of each donation, and the amount applicable to each utility department. The credits (deductions) to this account shall not be transferred to any other account without the approval of the Commission.

(a)	Water (b)	Sewer (c)
3 Balance at Beginning of Year <i>(From last years report, Pg. 8)</i>	\$ 5,372	
4 PLUS: Additions During the Year <i>(Please provide a detailed explanation.)</i>		
5		
6		
7		
8		
9 Total Additions	\$ -	\$ -
10 LESS: Deductions During the Year <i>(Please provide a detailed explanation.)</i>		
11		
12		
13 Retire and cap off service connection, but no connection fee money returned = no entry here		
14		
15 Total Deductions	\$ -	\$ -
16 Balance at End of Year	\$ 5,372	\$ -
	<i>(Total to Pg. 5)</i>	<i>(Total to Pg. 5)</i>

AMORTIZATION OF CONTRIBUTIONS IN AID OF CONSTRUCTION

(Please identify as Account Number 271A)

17 **PLEASE CHOOSE FROM THE DROP DOWN BOX WHICH METHOD THE UTILITY UTILIZES FOR ITS RECORDS.**

Distribution Method ▼

Distribution Method

(a)	Water (b)	Sewer (c)
18 Balance of Amortization at First of Year <i>(not Total of CIAC line 3)</i>		
19 Total Contributions in Aid at End of Year <i>(see above)</i>	\$ 5,372	\$ -
20 Total Plant in Service at End of Year <i>(From Pg. W-5 or S-4)</i>	\$ 80,772	\$ -
21 Percentage Contributions to Plant	6.65%	0.00%
22 Total Depreciation Expense <i>(From Pg. W-5 or S-4)</i>	\$ 3,959	\$ -
23 Total Amortization of Contributions <i>(To Pg. W-1, S-1)</i>	\$ 263	\$ -
24 Balance at End of Year	\$ 263	\$ -
	<i>(Total to Pg. 5)</i>	<i>(Total to Pg. 5)</i>

OR

Attached Method

(a)	Water (b)	Sewer (c)
25 Balance of Amortization at First of Year <i>(not Total of CIAC Line 3)</i>		
26 Total Amortization of Contributions <i>(To Pg. W-1, S-1)</i>		
27 Balance at End of Year		
	<i>(Total to Pg. 5)</i>	<i>(Total to Pg. 5)</i>

Indicates a link to another worksheet within workbook

Indicates formula cell(s)

▼

(To be used when filling under seal.)

INTEREST EXPENSE, NOTES PAYABLE, BONDS, BANK LOANS AND OTHER DEBTS

INSTRUCTIONS: Please report information for the **current annual reporting** year. List each separate item of debt. Please identify the named borrower for each debt, if different from the company. Show principal amount to which each interest rate applies. Include all items on which interest was paid during the year. Use additional worksheets if necessary.

Type of Debt (i.e., Notes Payable, Bonds, Bank Loans, Shareholder Loans, Affiliate Loans, etc.) (a)	Contact Information of Each Lender (Name, Address, Phone No., Email) (b)	Origination Date (c)	Initial Loan Amount (d)	Interest Rate (e)	Type of Interest Rate; (Fixed, Variable) (f)	Frequency of Payments (Semi-Monthly, Monthly, Quarterly, Annually, etc.) (g)	Balance of Loan at Year End		Date of Maturity (j)	Debt Paid off During Year? Y or N (k)	Total Interest Paid During the Year (l)	Interest Paid - Charged To:	
							Long Term Debt (Over one year.) (h)	Short Term Debt (Less than one year.) (i)				Water Utility (m)	Sewer Utility (n)
3													
4													
5													
6													
7													
8													
9	Total						\$ -	\$ -			\$ -	\$ -	\$ -
							(Totals to Page 5)				(Total to Pg. W-1)		(Total to Pg. S-1)

10 If the answer to column (f) is variable, please explain the method used for the interest rate calculation below with corresponding line number from above.

Indicates formula cell(s)

(To be used when filing under seal.)

1

For the calendar year of January 1 - December 31, 2024

2 Company Name: Environmental Utilities, LLC

WATER OPERATING REVENUES, EXPENSES AND STATISTICS

	Description (a)	Amount (b)
3	Total Revenues (From Pg. W-2)	\$ 14,685
	<u>Operating Expenses</u>	
4	Salaries & Wages (From Pg. 6)	\$ -
5	Employee Pensions and Benefits	
6	Purchased Water	
7	Plant Operations Expenses (From Pg. W-3, Line 12)	\$ 625
8	Billing Expenses	\$ 206
9	Supplies and Expenses	
10	Transportation Expenses	
11	Rent Expense	
12	Insurance Expense	
13	Outside Services Employed (e.g., Legal, Accounting, etc.) (From Pg.7)	\$ 13,330
14	Regulatory Commission Expenses	
15	Uncollectible Expenses	
16	Depreciation Expense (From Pg. W-5, Line 49)	\$ 3,959
17	Amoritzation of Contributions in Aid of Construction (From Page 8)	\$ (263)
18	Amortization Expense	
19	Tax Expenses (e.g., Property, State, Federal, etc.) (From Pg. W-3, Line 20)	\$ -
20	Interest Expense (From Pg. 9)	\$ -
21	Other Expenses	
22	Total Operating Expenses	\$ 17,857
23	Net Income (LOSS) - (A negative number indicated by () represents a loss.)	\$ (3,172)

Indicates a link to another worksheet within workbook

Indicates formula cell(s)

▼

(To be used when filing under seal.)

1

For the calendar year of January 1 - December 31, 2024

2 Company Name: **Environmental Utilities, LLC**

WATER OPERATING REVENUES, EXPENSES AND STATISTICS (Continued)

(Please indicate if metered amounts are in cubic feet measurements.)

Description (a)	No. of Customers		No. of Gallons Sold (000's Omitted) (d)	Revenue Amount (e)
	Beginning of Year (b)	End of Year (c)		
<u>Unmetered Sales of Water</u>				
3 Residential - Single Family			XXXX	
4 Residential - Apartments			XXXX	
5 Residential - Mobile Homes			XXXX	
6 Commercial			XXXX	
7 Other Sales to Public Authorities			XXXX	
8 Other			XXXX	
9 Total Unmetered Sales	0	0		\$ -
<u>Metered Sales of Water</u>				
10 5/8" Meter	22	22		\$ 14,685
11 3/4" Meter				
12 1" Meter				
13 1 1/2" Meter				
14 2" Meter				
15 Other				
16 Total Metered Sales	22	22	0	\$ 14,685
<u>Tariffed Operating Revenues</u>				
17 Late Payment Fees				
18 Returned Check Fees				
19 Inspection Fees				
20 Reconnect Fees				
21 Other Revenue				
22 Total Operating Revenues (From Tariffed Services) (To Pg. 1, line 9)				\$ 14,685
<u>Non Tariffed Revenues</u>				
23 Rent Income				
24 Other Income, (e.g., from Merchandising, Jobbing & Contract Work, etc.)				
25 Total Non-Tariffed Revenues (To Pg. 1, Line 10)				\$ -
26 Total Revenues * (To Pg. 1, Line 11)				\$ 14,685
				<i>(Total to Pg. W-1 and Pg. 1)</i>

* Total Operating Revenues should match Statement of Revenue (MOPSC Assessment).

- Indicates a link to another worksheet within workbook
- Indicates formula cell(s)


1


For the calendar year of January 1 - December 31, 2024

2 Company Name: Environmental Utilities, LLC

WATER OPERATING REVENUES, EXPENSES AND STATISTICS (Continued)

Description of Expenses (a)	Amount (b)
<u>Plant Operations Expenses</u>	
3 Repairs of Water Plant - Pump Repair	
4 Repairs of Water Plant - Well Repair	
5 Repairs of Water Plant - Water Line Repair	
6 Repairs of Water Plant - Equipment Repair	
7 Repairs of Water Plant - Other	
8 Fuel or Power Purchases for Pumping (<i>i.e., Electric Bills, etc.</i>)	\$ 625
9 Chemicals	
10 Water Testing Expenses	
11 Other Plant Operations Expenses	
12 Total Plant Operations Expenses	\$ 625
	<i>(Total to Page W-1)</i>
<u>Tax Expenses</u>	
13 Tax Expense - Property Taxes	
14 Tax Expense - Payroll Taxes	
15 Tax Expense - Franchise Taxes	
16 Tax Expense - Other Taxes	
17 Tax Expense - Federal Income Taxes	
18 Tax Expense - State Income Taxes	
19 Tax Expense - Investment Tax Credits	
20 Total Tax Expenses	\$ -
	<i>(Total to Pg. W-1)</i>

 Indicates a link to another worksheet within workbook

 Indicates formula cell(s)

▼

(To be used when filing under seal.)

PUMPING AND PURCHASED WATER STATISTICS

(Omit 000's in reporting number of gallons or cubic feet of water. Use additional sheets if necessary.)

1
2 Company Name: **Environmental Utilities, LLC**
For the calendar year of January 1 - December 31, 2024

GALLONS PUMPED INTO SYSTEM					
Please indicate measurements given are in gallons or cubic feet by choosing from the dropdown box.					Gallons
SERVICE MONTHS (Number of gallons pumped per month.) (a)	SOURCE OF SUPPLY (Please name <u>each</u> source below in columns b-e (i.e., Well #1, etc.)				TOTAL OF ALL METHODS (b+c+d+e=f) (f)
	(b)	(c)	(d)	(e)	
JANUARY					0
FEBRUARY					0
MARCH					0
APRIL					0
MAY					0
JUNE					0
JULY					0
AUGUST					0
SEPTEMBER					0
OCTOBER					0
NOVEMBER					0
DECEMBER					0
Totals for Year	0	0	0	0	0



18 Maximum Quantity Supplied to the System in Any One Day:


Minimum:

19 Range of Pressure in the Mains as Measured at the Highest Point on System:

If Water is Sold to Other Utilities for Resale, List Names, Addresses, Phone Numbers and Quantities Below:			
Name of Reseller	Address	Phone Number	Quantity

Page W-4

 Indicates a link to another worksheet within workbook
 Indicates formula cell(s)


(To be used when filing under seal.)

1

For calendar year of January 1 - December 31, 2024

2 Company Name:

Environmental Utilities, LLC

WATER UTILITY PLANT IN SERVICE

DEPRECIATION EXPENSES AND RESERVE - WATER UTILITY PLANT

Account Description (A)	USOA Account. No. Class B, C or D (B)	Plant Balance at Beginning of Year (C)	Additions During the Year (D)	Book Cost of Plant Retired* (E)	Cost of Removal* (F)	Salvage Credit* (G)	Plant Balance at End of Year (C+D-E) (H)	Reserve Balance at Beginning of Year (I)	Annual Depreciation Rate % (J)	Depreciation Expense** J*(C+H)/2 (K)	Reserve Balance at END of Year (I-E-F+G+K) (L)
<u>Intangible Plant</u>											
3 Organization	301	605					605				0
4 Franchise and Consents	302						0				0
5 Miscellaneous Intangible Plant	303						0				0
<u>Source of Supply Plant</u>											
6 Land and Land Rights	310						0				0
7 Structures and Improvements	311	19,357					19,357	11,050	2.50%	484	11,534
8 Collecting & Impounding Reservoirs	312						0				0
9 Lake, River, and Other Intakes	313						0				0
10 Wells and Springs	314	30,481					30,481	13,922	2.00%	610	14,532
11 Infiltration Galleries and Tunnels	315						0				0
12 Supply Mains	316						0				0
13 Other Water Source Plant	317						0				0
<u>Pumping Plant</u>											
14 Land and Land Rights	320						0				0
15 Structures and Improvements	321						0				0
16 Boiler Plant Equipment	322						0				0
17 Other Power Production Equipment	323						0				0
18 Submersible Electric Pumping	325.1	26,817					26,817	32,813	10.00%	2,682	35,495
19 High Service or Booster Pumps	325.2						0				0
20 Diesel Pumping Equipment	326						0				0
21 Hydraulic Pumping Equipment	327						0				0
22 Other Pumping Equipment	328						0				0

1

For calendar year of January 1 - December 31, 2024

2 Company Name:

Environmental Utilities, LLC

WATER UTILITY PLANT IN SERVICE

DEPRECIATION EXPENSES AND RESERVE - WATER UTILITY PLANT

Account Description (A)	USOA Account. No. Class B, C or D (B)	Plant Balance at Beginning of Year (C)	Additions During the Year (D)	Book Cost of Plant Retired* (E)	Cost of Removal* (F)	Salvage Credit* (G)	Plant Balance at End of Year (C+D-E) (H)	Reserve Balance at Beginning of Year (I)	Annual Depreciation Rate % (J)	Depreciation Expense** J*(C+H)/2 (K)	Reserve Balance at END of Year (I-E-F+G+K) (L)
<u>Water Treatment Plant</u>											
23 Land and Land Rights	330						0				0
24 Structures and Improvements	331						0				0
25 Water Treatment Equipment	332						0				0
<u>Transmission & Distribution Plant</u>											
26 Land and Land Rights	340						0				0
27 Structures and Improvements	341						0				0
28 Distribution Reservoirs & Standpipes	342						0				0
29 Transmission & Distribution Mains	343						0				0
30 Fire Mains	344						0				0
31 Services	345	1,346					1,346	636	2.50%	34	670
32 Meters	346	307					307	287	5.00%	15	302
33 Meter Installations	347	973					973	455	2.50%	24	479
34 Hydrants	348						0				0
35 Other Transmission & Distribution Plant	349						0				0
<u>General Plant - (Class B&C are Same)</u>											
	B & C	D									
36 Land and Land Rights	389	370					0				0
37 Structures and Improvements	390	371					0				0
38 Office Furniture and Equipment	391	372					0				0
39 Office Computer & Electronic Equipment	391.1	372.1	670				670	192	14.30%	96	288
40 Transportation Equipment	392	373					0				0
41 Other General Equipment	none	379	216				216	243	6.70%	14	257
42 Stores Equipment	393	none					0				0

1

For calendar year of January 1 - December 31, 2024

2 Company Name:

Environmental Utilities, LLC

WATER UTILITY PLANT IN SERVICE

DEPRECIATION EXPENSES AND RESERVE - WATER UTILITY PLANT

Account Description (A)	USOA Account. No. Class B, C or D (B)		Plant Balance at Beginning of Year (C)	Additions During the Year (D)	Book Cost of Plant Retired* (E)	Cost of Removal* (F)	Salvage Credit* (G)	Plant Balance at End of Year (C+D-E) (H)	Retirement of Property	Reserve Balance at Beginning of Year (I)	Annual Depreciation Rate % (J)	Depreciation Expense** J*(C+H)/2 (K)	Reserve Balance at END of Year (I-E-F+G+K) (L)
43 Tools, Shop and Garage Equipment	394	none						0					0
44 Laboratory Equipment	395	none						0					0
45 Power-operated Equipment	396	none						0					0
46 Communication Equipment	397	none						0					0
47 Miscellaneous Equipment	398	none						0					0
48 Other Tangible Property	399	none						0					0
49 Total Water Utility Plant In Service	Totals		80,772	0	0	0	0	80,772		59,598		3,959	63,557
								(Total to Pg. 4 & 8)				(Total to Pg. 8 & Pg. W-1)	(Total to Pg. 4)

- Indicates a link to another worksheet within workbook
- Indicates formula cell(s)

▼

(To be used when filing under seal.)

- * All entries included in Columns "E", "F" and "G" should be supported by records that identify the property retired and the cost of removal or salvage in detail.
- ** Annual Depreciation Expense should be calculated based upon actual in-service and retirement date(s) of new equipment and retirements during the period.
- ** The depreciation expense formula provided is only an approximation assuming all activity for the year occurred mid year.

NOTE: All entries should be supported by records that identify the property being added or retired, its location, and its original cost in as much detail as reasonably possible. If adjustments are included in Columns "E", "F" and/or "G", use additional sheets.

Comments:

1

For the calendar year of January 1 - December 31, 2024

2 Company Name:

Environmental Utilities, LLC

PUMP INFORMATION

Pump Manufacturer (a)	Type of Pump (i.e., High Service, Well, Standby, etc.) (b)	Capacity (c)	Date Installed (d)	Date of Last Motor Replacement (e)	Date of Last Pump Replacement (f)
3 Well Motor: Grundfos, 7.5hp 480v 3 phase motor			5/3/15	5/3/15	
4 Well Pump: 40 gpm Pump End, 7.5 hp			5/3/15		5/3/15
5					
6					
7					
8					
9					
10					
11					
12					

▼

(To be used when filing under seal.)

1
2 Company Name:

Environmental Utilities, LLC

WELL INFORMATION

3 Description of Wells (a)	Well ID#/ Location	Well ID#/ Location	Well ID#/ Location	Well ID#/ Location
	Golden Glade Well			
	(b)	(c)	(d)	(e)
4 Year Constructed	2001			
5 Type of Construction	Steel			
6 Type and Depth of Casing	Steel 529 ft deep			
7 Depth and Diameter of Well	815 feet depth 6" diameter			
8 Yield of Well in Gallons per day	4,264			
9 Type - 10 Annual Cost - 11 Annual Quantity -	<u>Chemicals</u>			


(To be used when filing under seal.)

METERS AND METER SETTINGS

	Customer Class (a)	Meter Size (b)	Total at Beginning of Year (c)	Total Number of Additions (d)	Total Number Removed or Disconnected (e)	Total at End of Year (f)
3	<u>Residential:</u>	8-May	22			
4						22
5						0
6						0
7						
8						0
9		0				
10	Total in Use by Customers		22	0	0	22
11	<u>Not in Use: (i.e., Inventory)</u>					
12						0
13						0
14	Total Meters		22	0	0	22

STORAGE FACILITIES

	Type of Storage (i.e., Pneumatic, Ground, Standpipes, Elevated Tanks, etc.) (a)	Construction Material (b)	Last Date Painted if Applicable (indicate interior or exterior) (c)	Capacity (d)
15				
16				
17				
18				
19				

 Indicates formula cell(s)

(To be used when filing under seal.)

WATER MAINS (measurement in feet)

1
2 Company Name: Environmental Utilities, LLC
For the calendar year of January 1 - December 31, 2024

	Kind of Pipe (i.e., Cast Iron, Galvanized, Iron, PVC, etc.) (a)	Diameter of Pipe (b)	Total at Beginning of Year (c)	Total Additions During the Year (d)	Total Removed or Abandoned During the Year (e)	Total at End of Year (f)
3	PVC Pipe	2"	2,500			2,500
4						0
5						0
6						0
7						0
8						0
9						0
10						0
11						0
12						0
13						0
14						0
15						0
16	Total Mains		2,500	0	0	2,500

SERVICE CONNECTIONS AVAILABLE FOR USE (from Main to Property Line)

	Size and Type of Material (i.e., Iron, Copper, PVC, etc.) (a)	Total No. at Beginning of Year (b)	Total No. of Additions (c)	Total No. Retired or Abandoned (d)	Total No. at End of Year (e)
	<u>In Use:</u>				
17	PVC Pipe	2,500			2,500
18					0
19					0
20					0
	<u>For Future Use:</u>				
21					0
22					0
23					0
24					0
25	Total of All Services	2,500	0	0	2,500

Indicates formula cell(s)

(To be used when filing under seal.)